

**City of Phoenix Aviation Department
Sky Harbor International Airport
Financial Management Division
Monthly Statistical Reports – January 2015
Table of Contents**

Reports:

- 1 Passengers, Cargo, and Aircraft Operations
- 2 Passenger Activity Report
- 3 Passenger and Activity Worksheet January 2015
- 4 Passenger and Activity Worksheet January 2014
- 5 Enplaned Passengers by Carrier for Fiscal Year 2014/15
- 6 Deplaned Passengers by Carrier for Fiscal Year 2014/15
- 7 Total Passengers by Carrier for Fiscal Year 2014/15
- 8 Enplaned Passengers by Carrier for Calendar Year 2015
- 9 Deplaned Passengers by Carrier for Calendar Year 2015
- 10 Total Passengers by Carrier for Calendar Year 2015
- 11 Airline Landing Weights – All Airlines for Fiscal Year 2014/15
- 12 Airline Landing Weights – Rates & Charges Airlines Only for Fiscal Year 2014/15

Graphs:

- 1 Domestic Enplaned / Deplaned Passengers Terminal 2
- 2 Domestic Enplaned / Deplaned Passengers Terminal 3
- 3 Domestic Enplaned / Deplaned Passengers Terminal 4
- 4 Total Domestic Enplaned / Deplaned Passengers
- 5 Total International Enplaned / Deplaned Passengers
- 6 Total Enplaned / Deplaned Passengers
- 7 Total Enplaned / Deplaned Cargo (in Tons)
- 8 Sky Harbor International Airport Aircraft Operations
- 9 Deer Valley Airport Aircraft Operations
- 10 Goodyear Airport Aircraft Operations

PASSENGERS, CARGO, AND AIRCRAFT OPERATIONS AT PHOENIX AIRPORTS: January 2015

January	2015	2014	%Chg	Fiscal YTD 2014/15	Fiscal YTD 2013/2014	%Chg	Calendar YTD 2015	Calendar YTD 2014	%Chg
PASSENGERS									
T2	110,114	111,224	-1.0%	738,560	716,409	3.1%	110,114	111,224	-1.0%
T3	167,444	219,644	-23.8%	1,057,312	1,364,152	-22.5%	167,444	219,644	-23.8%
T4	1,300,962	1,226,061	6.1%	9,604,269	8,813,799	9.0%	1,300,962	1,226,061	6.1%
International	115,943	111,597	3.9%	609,879	595,551	2.4%	115,943	111,597	3.9%
Total Enplaned	1,694,463	1,668,526	1.6%	12,010,020	11,489,911	4.5%	1,694,463	1,668,526	1.6%
T2	121,228	111,723	8.5%	762,964	726,694	5.0%	121,228	111,723	8.5%
T3	182,745	219,887	-16.9%	1,090,515	1,380,835	-21.0%	182,745	219,887	-16.9%
T4	1,354,941	1,246,517	8.7%	9,791,014	8,924,314	9.7%	1,354,941	1,246,517	8.7%
International	114,740	117,159	-2.1%	629,835	617,024	2.1%	114,740	117,159	-2.1%
Total Deplaned	1,773,654	1,695,286	4.6%	12,274,328	11,648,867	5.4%	1,773,654	1,695,286	4.6%
Total	3,468,117	3,363,812	3.1%	24,284,348	23,138,778	5.0%	3,468,117	3,363,812	3.1%
CARGO									
Freight enplaned	11,402	11,939	-4.5%	85,248	85,636	-0.5%	11,402	11,939	-4.5%
Freight deplaned	9,965	11,139	-10.5%	71,125	75,519	-5.8%	9,965	11,139	-10.5%
Total Freight	21,367	23,078	-7.4%	156,373	161,155	-3.0%	21,367	23,078	-7.4%
Mail enplaned	2,332	2,241	4.1%	15,946	11,505	38.6%	2,332	2,241	4.1%
Mail deplaned	1,452	1,637	-11.3%	10,941	9,399	16.4%	1,452	1,637	-11.3%
Total Mail	3,784	3,878	-2.4%	26,887	20,904	28.6%	3,784	3,878	-2.4%
Total (Tons)	25,151	26,956	-6.7%	183,260	182,059	0.7%	25,151	26,956	-6.7%
AIRCRAFT OPERATIONS									
Air Carrier/Air Taxi	34,643	34,158	1.4%	236,832	238,003	-0.5%	34,643	34,158	1.4%
General Aviation	2,023	2,050	-1.3%	11,792	11,960	-1.4%	2,023	2,050	-1.3%
Military	299	194	54.1%	1,549	1,277	21.3%	299	194	54.1%
Sky Harbor International	36,965	36,402	1.5%	250,173	251,240	-0.4%	36,965	36,402	1.5%
Air Carrier/Air Taxi	611	570	7.2%	3,117	2,809	11.0%	611	570	7.2%
General Aviation	26,354	28,565	-7.7%	193,051	197,401	-2.2%	26,354	28,565	-7.7%
Military	6	4	50.0%	51	64	-20.3%	6	4	50.0%
Deer Valley Airport	26,971	29,139	-7.4%	196,219	200,274	-2.0%	26,971	29,139	-7.4%
Air Carrier/Air Taxi	726	100	626.0%	3,383	527	541.9%	726	100	626.0%
General Aviation	6,469	6,975	-7.3%	43,462	55,767	-22.1%	6,469	6,975	-7.3%
Military	442	244	81.1%	2,448	2,207	10.9%	442	244	81.1%
Goodyear Airport	7,637	7,319	4.3%	49,293	58,501	-15.7%	7,637	7,319	4.3%
Total	71,573	72,860	-1.8%	495,685	510,015	-2.8%	71,573	72,860	-1.8%

Passenger Activity Report * * * Sky Harbor International Airport * * * January 2015

Airline	Enplaned Passengers			Deplaned Passengers			Total Passengers		
	2015	2014	% Chg	2015	2014	% Chg	2015	2014	% Chg
TERMINAL 2									
Alaska Airlines	30,099	29,364	2.5%	33,224	30,952	7.3%	63,323	60,316	5.0%
Great Lakes Aviation	162	520	-68.8%	176	614	-71.3%	338	1,134	-70.2%
United Airlines	79,853	81,340	-1.8%	87,828	80,157	9.6%	167,681	161,497	3.8%
Total	110,114	111,224	-1.0%	121,228	111,723	8.5%	231,342	222,947	3.8%
TERMINAL 3									
American Airlines		69,700	-100.0%		71,060	-100.0%		140,760	-100.0%
Delta Air Lines	104,691	102,742	1.9%	113,822	97,243	17.0%	218,513	199,985	9.3%
Frontier Airlines	27,477	16,835	63.2%	29,257	17,440	67.8%	56,734	34,275	65.5%
Hawaiian Airlines	6,908	7,367	-6.2%	7,263	7,512	-3.3%	14,171	14,879	-4.8%
jetBlue Airways	6,676	5,993	11.4%	7,625	6,721	13.5%	14,301	12,714	12.5%
Spirit Airlines	16,469	13,398	22.9%	18,330	15,213	20.5%	34,799	28,611	21.6%
Total	167,444	219,644	-23.8%	182,745	219,887	-16.9%	350,189	439,531	-20.3%
TERMINAL 4									
Aerovias de Mexico dba Aeromexico		1,355	-100.0%		1,357	-100.0%		2,712	-100.0%
Air Canada	11,993	8,866	35.3%	12,863	9,631	33.6%	24,856	18,497	34.4%
American Airlines	74,198		N/A	79,484		N/A	153,682		N/A
British Airways	7,771	7,003	11.0%	9,236	8,319	11.0%	17,007	15,322	11.0%
Southwest Airlines	521,308	481,394	8.3%	543,104	489,476	11.0%	1,064,412	970,870	9.6%
US Airways	772,194	813,891	-5.1%	803,752	828,022	-2.9%	1,575,946	1,641,913	-4.0%
Volaris	1,372	2,520	-45.6%	1,857	2,868	-35.3%	3,229	5,388	-40.1%
WestJet	28,069	22,629	24.0%	19,385	24,003	-19.2%	47,454	46,632	1.8%
Total	1,416,905	1,337,658	5.9%	1,469,681	1,363,676	7.8%	2,886,586	2,701,334	6.9%
GRAND TOTAL	1,694,463	1,668,526	1.6%	1,773,654	1,695,286	4.6%	3,468,117	3,363,812	3.1%

Sky Harbor International Airport - Passenger and Activity Worksheet January 2015

Airline	Enplaned Passengers				Deplaned Passengers			Freight		Mail		Landed Weight	Landings				
	Domestic	Connect	Internat'l	Total	Domestic	Internat'l	Total	Enplaned	Deplaned	Enplaned	Deplaned						
TERMINAL 2																	
Alaska Airlines	30,099			30,099	33,224		33,224	5,249	16,622			31,396,900	208				
Great Lakes Aviation	162			162	176		176	151				853,300	53				
United Airlines	79,853			79,853	87,828		87,828	39,871	79,193	419,575	434,016	91,223,900	720				
Subtotal Terminal 2	110,114			110,114	121,228		121,228	45,271	95,815	419,575	434,016	123,474,100	981				
TERMINAL 3																	
Delta Air Lines	104,691			104,691	113,822		113,822	117,963	60,038			133,317,772	886				
Frontier Airlines	27,477			27,477	29,257		29,257					31,399,780	228				
Hawaiian Airlines	6,908			6,908	7,263		7,263	55,490	60,362			10,240,000	32				
jetBlue Airways	6,676			6,676	7,625		7,625					8,236,000	58				
Spirit Airlines	16,469			16,469	18,330		18,330					18,042,496	124				
Subtotal Terminal 3	167,444			167,444	182,745		182,745	173,453	128,653	53,529	117,172	208,087,648	1,377				
TERMINAL 4																	
Air Canada			11,993	11,993		12,863	12,863	3,708	504			15,156,400	112				
American Airlines	74,198			74,198	79,484		79,484	27,882	44,881	26,910	44,988	83,093,000	663				
British Airways			7,771	7,771		9,236	9,236	311,150	374,240			18,860,160	30				
Southwest Airlines	378,097	143,211		521,308	543,104		543,104	1,716,997	1,660,081			611,692,000	4,763				
US Airways	404,781	300,675	66,738	772,194	732,353	71,399	803,752	566,090	355,577	4,137,901	2,175,207	959,593,600	7,747				
Volaris			1,372	1,372		1,857	1,857					1,891,565	13				
WestJet			28,069	28,069		19,385	19,385					34,374,100	248				
Subtotal Terminal 4	857,076	443,886	115,943	1,416,905	1,354,941	114,740	1,469,681	2,625,827	2,435,283	4,164,811	2,220,195	1,724,660,825	13,576				
Total Passenger Airlines	1,134,634	443,886	115,943	1,694,463	1,658,914	114,740	1,773,654	2,844,551	2,659,751	4,637,915	2,771,383	2,056,222,573	15,934				
AIR CARGO (SOUTH)																	
Federal Express								12,106,270	8,760,943			64,731,000	174				
United Parcel Service								5,735,824	6,196,983	25,725	133,025	34,844,540	116				
Subtotal Air Cargo (South)								17,842,094	14,957,926	25,725	133,025	99,575,540	290				
AIR CARGO (WEST)																	
ABX Air								1,498,919	1,608,722			12,077,000	44				
Ameriflight								378,621	358,709			4,085,460	294				
Empire Airlines								127,437	96,255			943,500	111				
IFL Group								111,934	248,337			986,000	17				
Subtotal Air Cargo (West)								2,116,911	2,312,023			18,091,960	466				
Total Cargo Airlines								19,959,005	17,269,949	25,725	133,025	117,667,500	756				
Grand Total	1,134,634	443,886	115,943	1,694,463	1,658,914	114,740	1,773,654	22,803,556	19,929,700	4,663,640	2,904,408	2,173,890,073	16,690				
Total All Passengers:	3,468,117							Total Air Cargo in Tons:	11,402	+	9,965	+	2,332	+	1,452	=	25,151

Sky Harbor International Airport - Passenger and Activity Worksheet January 2014

Airline	Enplaned Passengers				Deplaned Passengers			Freight		Mail		Landed Weight	Landings				
	Domestic	Connect	Internat'l	Total	Domestic	Internat'l	Total	Enplaned	Deplaned	Enplaned	Deplaned						
TERMINAL 2																	
Alaska Airlines	29,364			29,364	30,952		30,952	14,403	30,807			30,842,400	227				
Great Lakes Aviation	520			520	614		614	53	195			2,254,000	140				
United Airlines	81,340			81,340	80,157		80,157	43,429	73,922	300,859	395,433	86,227,184	739				
Subtotal Terminal 2	111,224			111,224	111,723		111,723	57,885	104,924	300,859	395,433	119,323,584	1,106				
TERMINAL 3																	
American Airlines	69,700			69,700	71,060		71,060	1,260	31,584		30	69,893,000	619				
Delta Air Lines	102,742			102,742	97,243		97,243	74,672	68,417	386,100	342,887	109,440,100	737				
Frontier Airlines	16,835			16,835	17,440		17,440					17,985,020	133				
Hawaiian Airlines	7,367			7,367	7,512		7,512	97,035	46,798			9,845,000	31				
jetBlue Airways	5,993			5,993	6,721		6,721					7,384,000	52				
MN Airlines dba Sun Country	3,609			3,609	4,698		4,698	33,936	98,206			4,621,600	32				
Spirit Airlines	13,398			13,398	15,213		15,213					17,203,581	122				
Subtotal Terminal 3	219,644			219,644	219,887		219,887	206,903	245,005	386,100	342,917	236,372,301	1,726				
TERMINAL 4																	
Aerovias de Mexico dba Aeromexico			1,355	1,355		1,357	1,357					1,319,019	31				
Air Canada			8,866	8,866		9,631	9,631	1,693	1,157			10,862,500	83				
British Airways			7,003	7,003		8,319	8,319	404,188	360,219			19,488,832	31				
Southwest Airlines	348,481	132,913		481,394	489,476		489,476	1,387,621	1,451,002			576,114,000	4,550				
US Airways	390,354	354,313	69,224	813,891	757,041	70,981	828,022	1,671,308	1,578,148	3,727,334	2,380,903	972,582,300	7,890				
Volaris			2,520	2,520		2,868	2,868					3,890,050	27				
WestJet			22,629	22,629		24,003	24,003					28,382,200	203				
Subtotal Terminal 4	738,835	487,226	111,597	1,337,658	1,246,517	117,159	1,363,676	3,464,810	3,390,526	3,727,334	2,380,903	1,612,638,901	12,815				
Total Passenger Airlines	1,069,703	487,226	111,597	1,668,526	1,578,127	117,159	1,695,286	3,729,598	3,740,455	4,414,293	3,119,253	1,968,334,786	15,647				
AIR CARGO (SOUTH)																	
Federal Express								11,948,954	9,743,405			65,271,600	161				
United Parcel Service								5,838,622	6,395,963	68,130	153,762	37,025,940	117				
Subtotal Air Cargo (South)								17,787,576	16,139,368	68,130	153,762	102,297,540	278				
AIR CARGO (WEST)																	
ABX Air								1,583,349	1,714,044			12,328,000	45				
Airmet Systems								12,636	7,881			335,300	21				
Ameriflight								484,900	342,980			4,352,462	335				
Empire Airlines								161,734	92,313			909,500	107				
IFL Group								117,256	241,851			1,044,000	18				
Subtotal Air Cargo (West)								2,359,875	2,399,069			18,969,262	526				
Total Cargo Airlines								20,147,451	18,538,437	68,130	153,762	121,266,802	804				
Grand Total	1,069,703	487,226	111,597	1,668,526	1,578,127	117,159	1,695,286	23,877,049	22,278,892	4,482,423	3,273,015	2,089,601,588	16,451				
Total All Passengers:	3,363,812							Total Air Cargo in Tons:	11,939	+	11,139	+	2,241	+	1,637	=	26,956

Sky Harbor International Airport - Enplaned Passengers by Carrier
Fiscal Year 2014/15

Airline	Jul	Aug	Sep	Oct	Nov	Dec	Jan	Feb	Mar	Apr	May	Jun	Total
TERMINAL 2													
Alaska Airlines	25,780	24,036	23,274	28,460	34,149	33,732	30,099						199,530
Great Lakes Aviation	487	523	408	412	293	333	162						2,618
United Airlines	61,915	65,350	70,066	89,616	86,718	82,894	79,853						536,412
Total	88,182	89,909	93,748	118,488	121,160	116,959	110,114						738,560
TERMINAL 3													
Delta Air Lines	105,945	99,774	86,299	100,828	98,787	108,943	104,691						705,267
Frontier Airlines	19,787	16,619	18,176	19,569	23,382	31,428	27,477						156,438
Hawaiian Airlines	6,834	6,935	6,847	7,115	6,916	7,611	6,908						49,166
jetBlue Airways	7,419	7,711	6,794	7,675	6,762	7,337	6,676						50,374
Spirit Airlines	8,089	7,014	6,764	8,200	15,245	18,030	16,469						79,811
Total	148,074	138,053	124,880	146,064	154,655	178,142	167,444						1,057,312
TERMINAL 4													
Aerovias de Mexico dba Aeromexico	1,078	1,204	24										2,306
Air Canada	3,613	3,790	3,587	5,117	6,669	9,305	11,993						44,074
American Airlines	64,567	62,712	57,126	68,168	73,573	81,213	74,198						481,557
British Airways	7,992	8,998	9,197	8,943	7,889	8,607	7,771						59,397
Southwest Airlines	558,987	523,019	484,473	524,070	534,097	576,007	521,308						3,721,961
US Airways	939,513	882,646	701,648	847,730	777,012	866,304	772,194						5,787,047
Volaris	1,972	1,439	1,176	1,422	1,180	2,097	1,372						10,658
WestJet	5,291	6,169	5,491	9,645	26,614	25,869	28,069						107,148
Total	1,583,013	1,489,977	1,262,722	1,465,095	1,427,034	1,569,402	1,416,905						10,214,148
GRAND TOTAL	1,819,269	1,717,939	1,481,350	1,729,647	1,702,849	1,864,503	1,694,463						12,010,020

Sky Harbor International Airport - Deplaned Passengers by Carrier
Fiscal Year 2014/15

Airline	Jul	Aug	Sep	Oct	Nov	Dec	Jan	Feb	Mar	Apr	May	Jun	Total
TERMINAL 2													
Alaska Airlines	25,042	25,796	25,681	31,228	34,310	33,064	33,224						208,345
Great Lakes Aviation	431	512	481	439	297	325	176						2,661
United Airlines	62,341	66,165	73,777	92,692	86,685	82,470	87,828						551,958
Total	87,814	92,473	99,939	124,359	121,292	115,859	121,228						762,964
TERMINAL 3													
Delta Air Lines	90,766	100,227	109,921	113,822	104,537	101,707	105,047						726,027
Frontier Airlines	18,838	23,088	31,464	29,257	19,966	16,469	20,609						159,691
Hawaiian Airlines	6,858	6,701	7,636	7,263	7,177	7,438	7,648						50,721
jetBlue Airways	7,066	6,964	7,815	7,625	7,804	7,966	8,136						53,376
Spirit Airlines	6,808	15,591	18,296	18,330	8,364	7,060	8,345						82,794
Total	130,336	156,120	180,193	182,745	147,848	140,640	152,633						1,090,515
TERMINAL 4													
Aerovias de Mexico dba Aeromexico	1,263	1,098	41										2,402
Air Canada	3,406	3,618	3,442	5,772	7,159	10,991	12,863						47,251
American Airlines	67,606	64,895	60,008	70,413	74,307	86,142	79,484						502,855
British Airways	10,253	9,510	9,883	10,177	8,330	8,440	9,236						65,829
Southwest Airlines	567,366	523,020	491,227	533,971	533,888	576,368	543,104						3,768,944
US Airways	967,876	899,203	714,947	863,596	784,711	881,677	803,752						5,915,762
Volaris	2,341	1,910	1,031	1,536	1,628	2,058	1,857						12,361
WestJet	5,511	6,301	6,006	12,847	27,710	27,685	19,385						105,445
Total	1,625,622	1,509,555	1,286,585	1,498,312	1,437,733	1,593,361	1,469,681						10,420,849
GRAND TOTAL	1,843,772	1,758,148	1,566,717	1,805,416	1,706,873	1,849,860	1,743,542						12,274,328

Sky Harbor International Airport - Total Passengers by Carrier
Fiscal Year 2014/15

Airline	Jul	Aug	Sep	Oct	Nov	Dec	Jan	Feb	Mar	Apr	May	Jun	Total
TERMINAL 2													
Alaska Airlines	50,822	49,832	48,955	59,688	68,459	66,796	63,323						407,875
Great Lakes Aviation	918	1,035	889	851	590	658	338						5,279
United Airlines	124,256	131,515	143,843	182,308	173,403	165,364	167,681						1,088,370
Total	175,996	182,382	193,687	242,847	242,452	232,818	231,342						1,501,524
TERMINAL 3													
Delta Air Lines	177,065	199,014	218,864	218,513	210,482	201,481	205,875						1,431,294
Frontier Airlines	37,014	46,470	62,892	56,734	39,753	33,088	40,178						316,129
Hawaiian Airlines	13,705	13,617	15,247	14,171	14,011	14,373	14,763						99,887
jetBlue Airways	13,860	13,726	15,152	14,301	15,223	15,677	15,811						103,750
Spirit Airlines	13,572	30,836	36,326	34,799	16,453	14,074	16,545						162,605
Total	255,216	310,775	358,335	350,189	295,922	278,693	298,697						2,147,827
TERMINAL 4													
Aerovias de Mexico dba Aeromexico	2,341	2,302	65										4,708
Air Canada	7,019	7,408	7,029	10,889	13,828	20,296	24,856						91,325
American Airlines	132,173	127,607	117,134	138,581	147,880	167,355	153,682						984,412
British Airways	18,245	18,508	19,080	19,120	16,219	17,047	17,007						125,226
Southwest Airlines	1,126,353	1,046,039	975,700	1,058,041	1,067,985	1,152,375	1,064,412						7,490,905
US Airways	1,907,389	1,781,849	1,416,595	1,711,326	1,561,723	1,747,981	1,575,946						11,702,809
Volaris	4,313	3,349	2,207	2,958	2,808	4,155	3,229						23,019
WestJet	10,802	12,470	11,497	22,492	54,324	53,554	47,454						212,593
Total	3,208,635	2,999,532	2,549,307	2,963,407	2,864,767	3,162,763	2,886,586						20,634,997
GRAND TOTAL	3,639,847	3,492,689	3,101,329	3,556,443	3,403,141	3,674,274	3,416,625						24,284,348

Sky Harbor International Airport - Enplaned Passengers by Carrier
Calendar Year 2015

Airline	Jan	Feb	Mar	Apr	May	Jun	Jul	Aug	Sep	Oct	Nov	Dec	Total
TERMINAL 2													
Alaska Airlines	30,099												30,099
Great Lakes Aviation	162												162
United Airlines	79,853												79,853
Total	110,114												110,114
TERMINAL 3													
Delta Air Lines	104,691												104,691
Frontier Airlines	27,477												27,477
Hawaiian Airlines	6,908												6,908
jetBlue Airways	6,676												6,676
MN Airlines dba Sun Country	5,223												5,223
Spirit Airlines	16,469												16,469
Total	167,444												167,444
TERMINAL 4													
Air Canada	11,993												11,993
American Airlines	74,198												74,198
British Airways	7,771												7,771
Southwest Airlines	521,308												521,308
US Airways	772,194												772,194
Volaris	1,372												1,372
WestJet	28,069												28,069
Total	1,416,905												1,416,905
GRAND TOTAL	1,694,463												1,694,463

Sky Harbor International Airport - Deplaned Passengers by Carrier
Calendar Year 2015

Airline	Jan	Feb	Mar	Apr	May	Jun	Jul	Aug	Sep	Oct	Nov	Dec	Total
TERMINAL 2													
Alaska Airlines	33,224												33,224
Great Lakes Aviation	176												176
United Airlines	87,828												87,828
Total	121,228												121,228
TERMINAL 3													
Delta Air Lines	113,822												113,822
Frontier Airlines	29,257												29,257
Hawaiian Airlines	7,263												7,263
jetBlue Airways	7,625												7,625
MN Airlines dba Sun Country	6,448												6,448
Spirit Airlines	18,330												18,330
Total	182,745												182,745
TERMINAL 4													
Air Canada	12,863												12,863
American Airlines	79,484												79,484
British Airways	9,236												9,236
Southwest Airlines	543,104												543,104
US Airways	803,752												803,752
Volaris	1,857												1,857
WestJet	19,385												19,385
Total	1,469,681												1,469,681
GRAND TOTAL	1,773,654												1,773,654

Sky Harbor International Airport - Total Passengers by Carrier
Calendar Year 2015

Airline	Jan	Feb	Mar	Apr	May	Jun	Jul	Aug	Sep	Oct	Nov	Dec	Total
TERMINAL 2													
Alaska Airlines	63,323												63,323
Great Lakes Aviation	338												338
United Airlines	167,681												167,681
Total	231,342												231,342
TERMINAL 3													
Delta Air Lines	218,513												218,513
Frontier Airlines	56,734												56,734
Hawaiian Airlines	14,171												14,171
jetBlue Airways	14,301												14,301
MN Airlines dba Sun Country	11,671												11,671
Spirit Airlines	34,799												34,799
Total	350,189												350,189
TERMINAL 4													
Air Canada	24,856												24,856
American Airlines	153,682												153,682
British Airways	17,007												17,007
Southwest Airlines	1,064,412												1,064,412
US Airways	1,575,946												1,575,946
Volaris	3,229												3,229
WestJet	47,454												47,454
Total	2,886,586												2,886,586
GRAND TOTAL	3,468,117												3,468,117

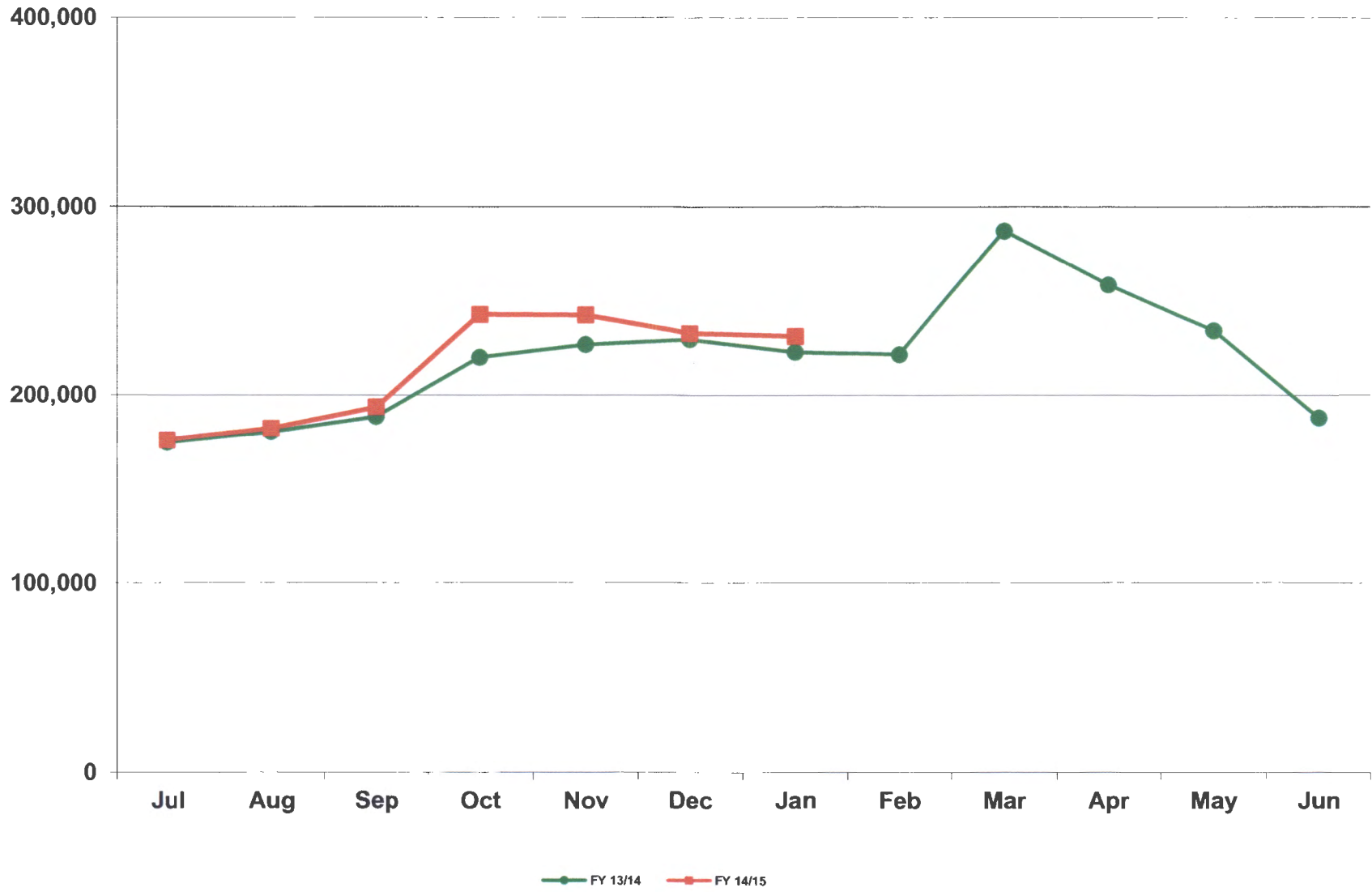
Sky Harbor International Airport
Landing Weights (in Thousands) Fiscal Year 2014/15 - All Airlines

Airline	Jul	Aug	Sep	Oct	Nov	Dec	Jan	Feb	Mar	Apr	May	Jun	Total
Aerovias de Mexico dba Aeromexico	1,319	1,319	43										2,681
Air Canada	4,245	4,216	4,088	6,260	7,920	12,519	15,156						54,404
Alaska Airlines	25,230	26,226	27,329	31,062	33,997	30,916	31,397						206,157
American Airlines	65,143	65,352	63,213	70,696	77,744	85,876	83,093						511,117
British Airways	19,489	19,489	18,860	19,489	18,231	18,860	18,860						133,278
Delta Air Lines	108,225	107,197	95,136	110,827	110,578	123,995	133,318						789,276
Frontier Airlines	20,022	18,609	19,707	20,703	24,396	32,273	31,400						167,110
Great Lakes Aviation	1,304	1,481	1,385	1,336	1,030	1,304	853						8,693
Hawaiian Airlines	9,920	9,920	9,575	10,165	9,600	9,795	10,240						69,215
jetBlue Airways	8,378	8,804	8,094	8,804	7,952	8,520	8,236						58,788
Southwest Airlines	623,450	599,066	570,416	591,890	579,492	610,924	611,692						4,186,930
Spirit Airlines	8,896	8,898	8,476	8,767	17,108	18,042	18,042						88,229
United Airlines	64,221	69,811	78,199	96,200	94,844	88,633	91,224						583,132
US Airways	1,079,915	1,014,777	837,220	991,594	927,814	1,010,394	959,593						6,821,307
Volaris	2,037	1,892	1,707	1,884	1,892	2,328	1,892						13,632
WestJet	6,215	6,413	6,008	14,669	32,526	33,212	34,374						133,417
Passenger	2,048,009	1,963,470	1,749,456	1,988,008	1,949,078	2,093,072	2,056,222						13,847,315
ABX Air	11,990	11,814	11,522	12,512	10,652	11,512	12,077						82,079
Aimet Systems	73	41											114
Ameriflight	4,706	4,397	3,890	4,434	3,655	4,246	4,085						29,413
Empire Airlines	791	850	757	833	918	1,012	944						6,105
Federal Express	60,310	60,298	57,847	67,090	60,777	106,953	64,731						478,006
IFL Group	1,160	1,044	928	1,102	870	986	986						7,076
United Parcel Service	36,015	33,859	33,927	37,793	35,993	75,438	34,845						287,870
Cargo	115,045	112,303	108,871	123,764	112,865	200,147	117,668						890,663
Grand Total	2,163,054	2,075,773	1,858,327	2,111,772	2,061,943	2,293,219	2,173,890						14,737,978

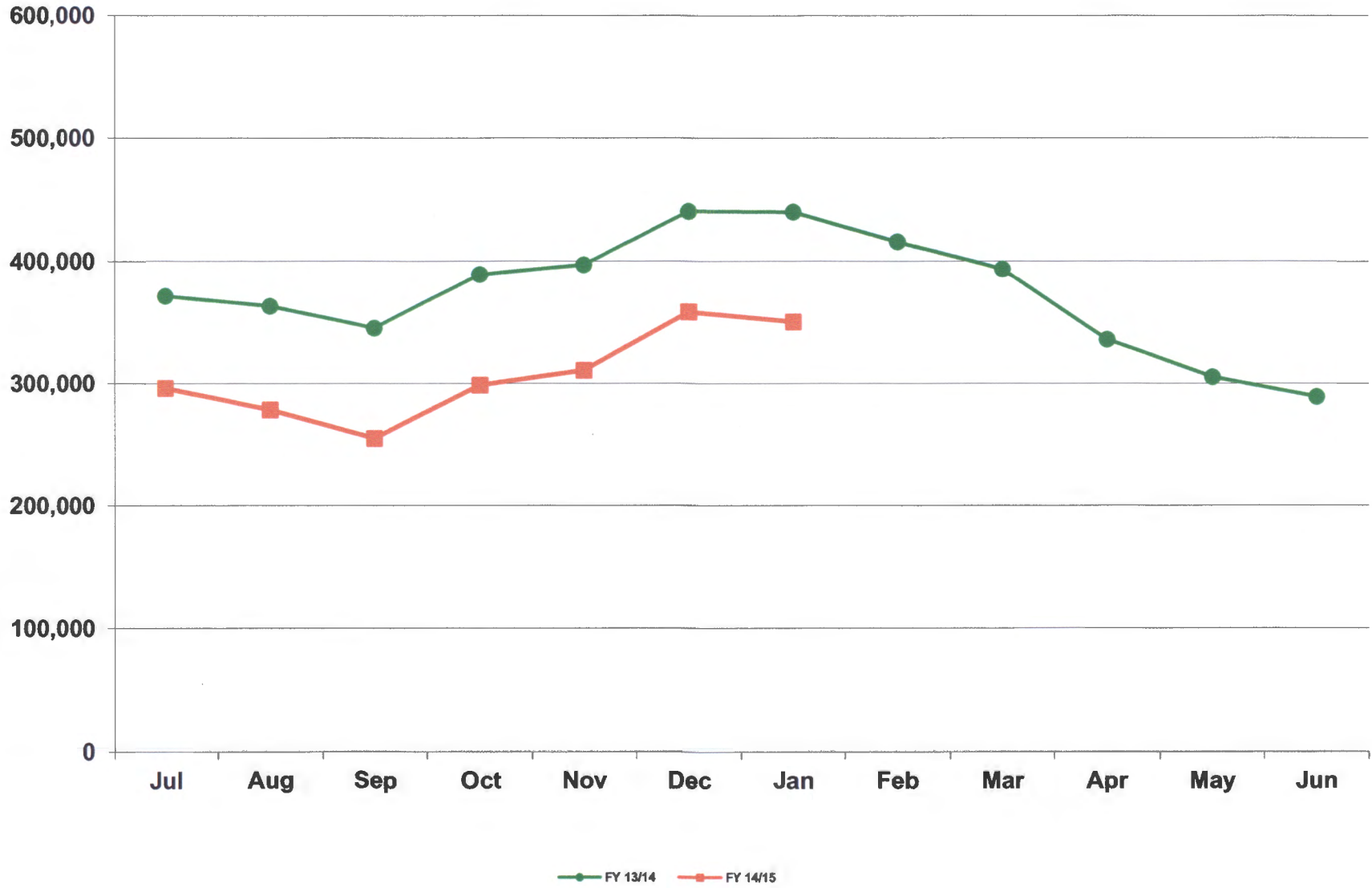
Sky Harbor International Airport
Landing Weights (in Thousands) Fiscal Year 2014/15 - Rates & Charges Airlines

Airline	Jul	Aug	Sep	Oct	Nov	Dec	Jan	Feb	Mar	Apr	May	Jun	Total
Aerovias de Mexico dba Aeromexico	1,319	1,319	43										2,681
Air Canada	4,245	4,216	4,088	6,260	7,920	12,519	15,156						54,404
Alaska Airlines	25,230	26,226	27,329	31,062	33,997	30,916	31,397						206,157
American Airlines	65,143	65,352	63,213	70,696	77,744	85,876	83,093						511,117
British Airways	19,489	19,489	18,860	19,489	18,231	18,860	18,860						133,278
Delta Air Lines	108,225	107,197	95,047	110,827	105,861	120,089	130,612						777,858
Frontier Airlines	20,022	18,609	19,707	20,703	24,396	32,273	31,400						167,110
Great Lakes Aviation	1,304	1,481	1,385	1,336	1,030	1,304	853						8,693
Hawaiian Airlines	9,920	9,920	9,575	10,165	9,600	9,795	10,240						69,215
jetBlue Airways	8,378	8,804	8,094	8,804	7,952	8,520	8,236						58,788
Southwest Airlines	623,450	599,066	570,416	591,890	579,492	610,924	611,692						4,186,930
Spirit Airlines	8,896	8,898	8,476	8,767	17,108	18,042	18,042						88,229
United Airlines	64,221	69,811	78,199	96,200	94,844	88,633	91,224						583,132
US Airways	1,079,915	1,014,777	837,220	991,594	927,814	1,010,394	959,593						6,821,307
Volaris	2,037	1,892	1,707	1,884	1,892	2,328	1,892						13,632
WestJet	6,215	6,413	6,008	14,669	32,526	33,212	34,374						133,417
Passenger	2,048,009	1,963,470	1,749,367	1,988,008	1,944,361	2,089,166	2,053,516						13,835,897
ABX Air	11,990	11,814	11,522	12,512	10,652	11,512	12,077						82,079
Federal Express	60,310	60,298	57,847	67,090	60,777	106,953	64,731						478,006
IFL Group	1,160	1,044	928	1,102	870	986	986						7,076
United Parcel Service	36,015	33,859	33,927	37,793	35,993	75,438	34,845						287,870
Cargo	109,475	107,015	104,224	118,497	108,292	194,889	112,639						855,031
Grand Total	2,157,484	2,070,485	1,853,591	2,106,505	2,052,653	2,284,055	2,166,155						14,690,928

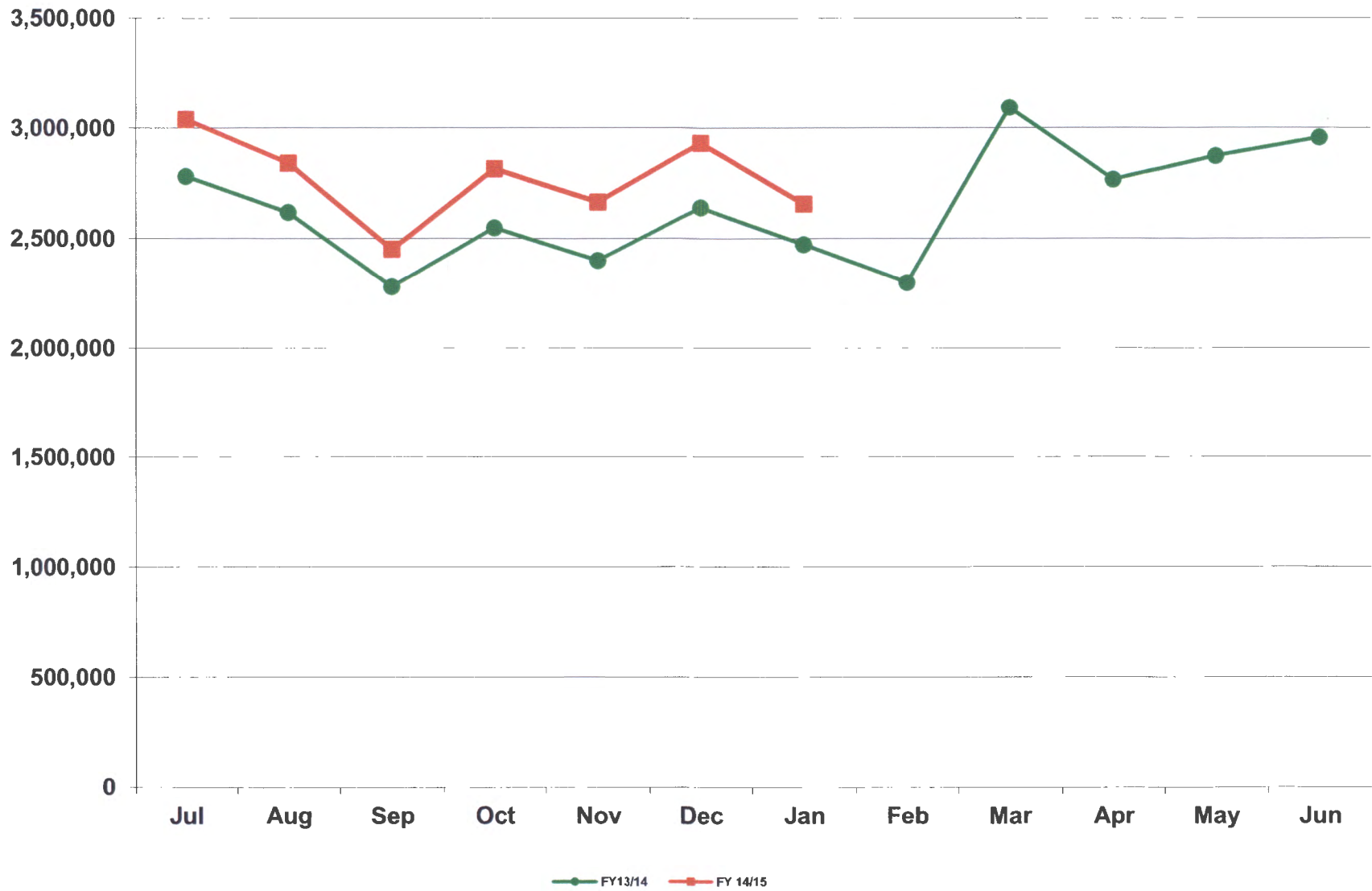
Phoenix Sky Harbor International Airport
Domestic Enplaned/Deplaned Passengers Terminal 2
January 2015



Phoenix Sky Harbor International Airport
Domestic Enplaned/Deplaned Passengers Terminal 3
January 2015



Phoenix Sky Harbor International Airport
Domestic Enplaned/Deplaned Passengers Terminal 4
January 2015



Phoenix Sky Harbor International Airport
Total Domestic Enplaned/Deplaned Passengers
January 2015



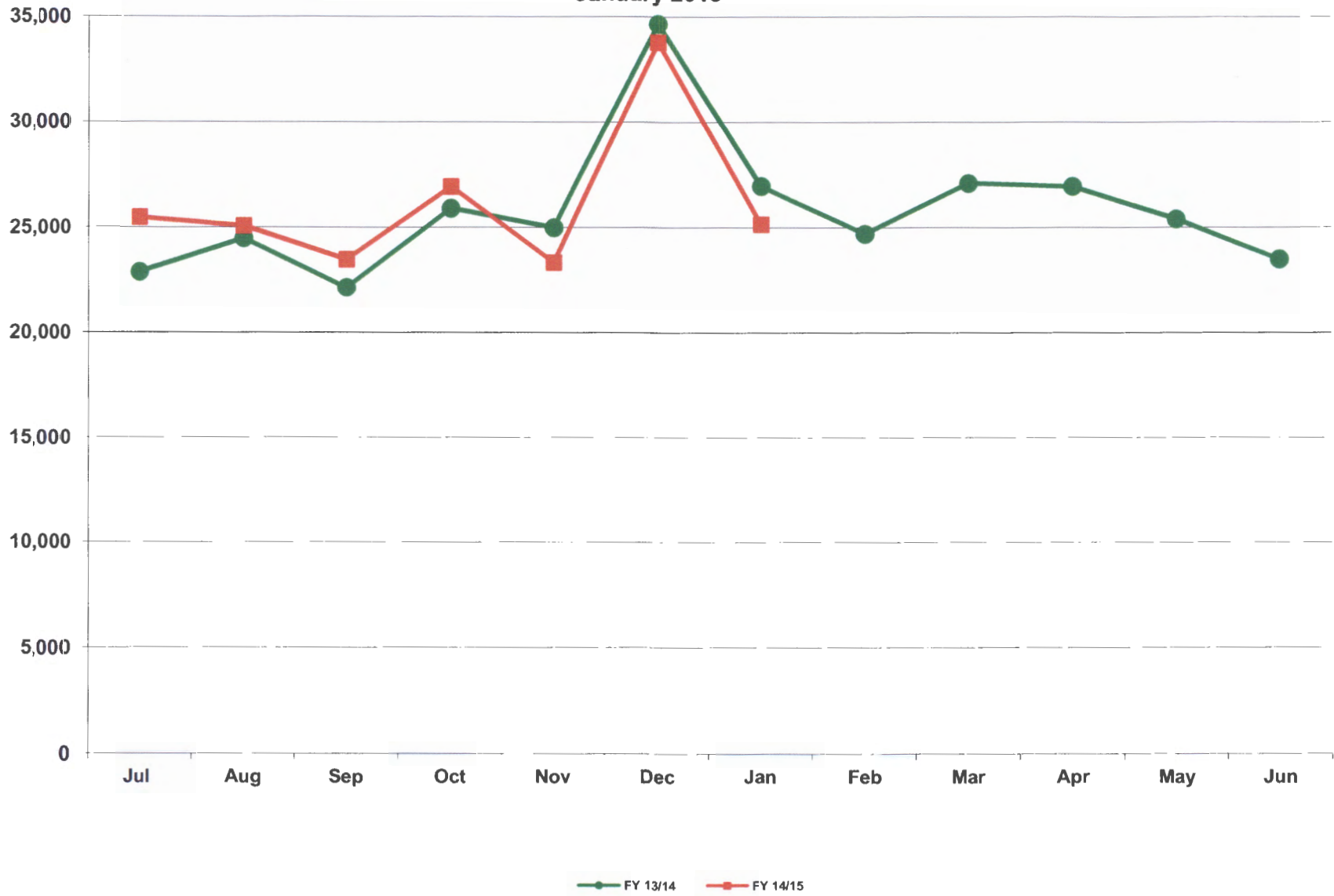
Phoenix Sky Harbor International Airport
Total International Enplaned/Deplaned Passengers
January 2015



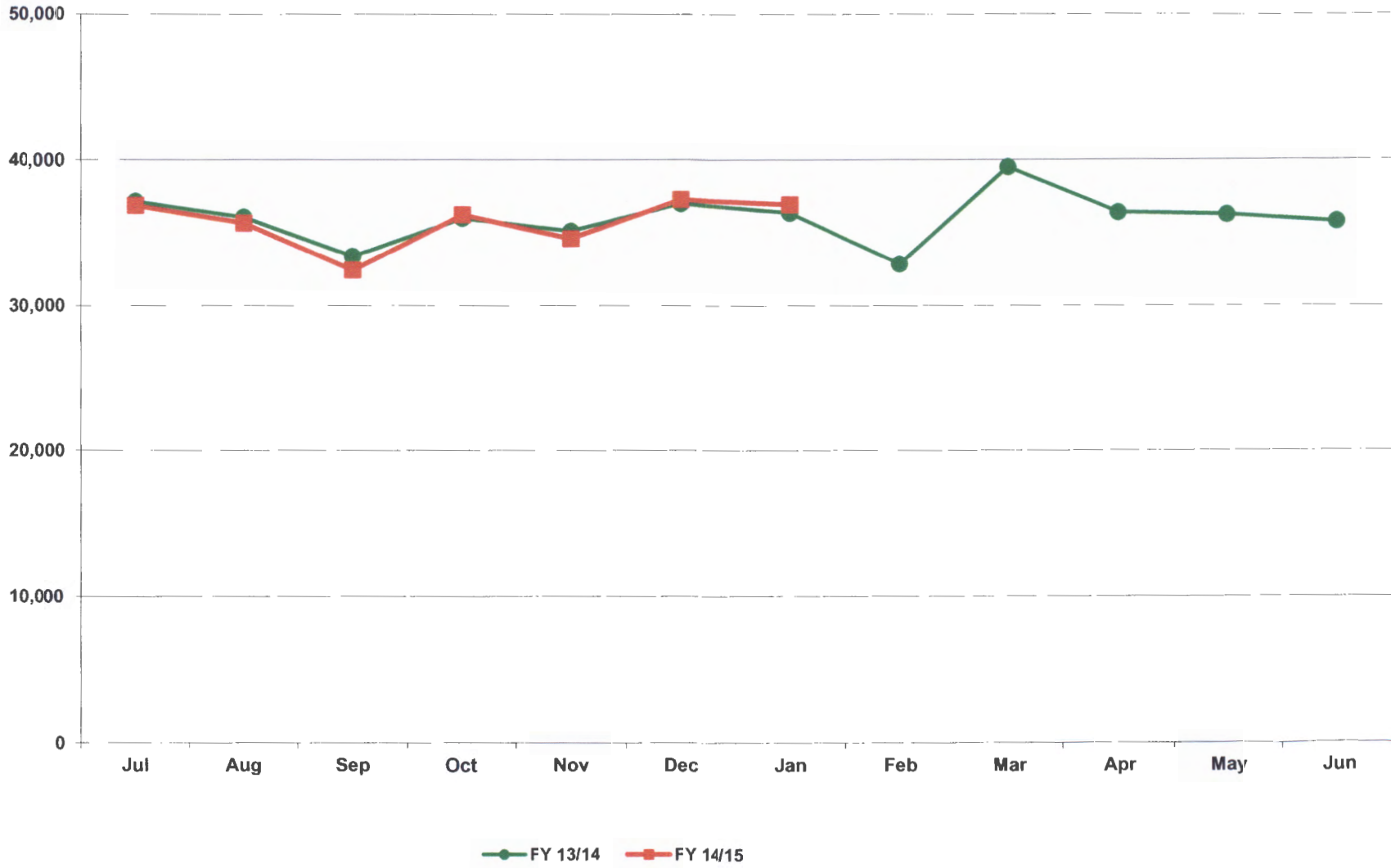
Phoenix Sky Harbor International Airport
Total Enplaned/Deplaned Passengers
January 2015



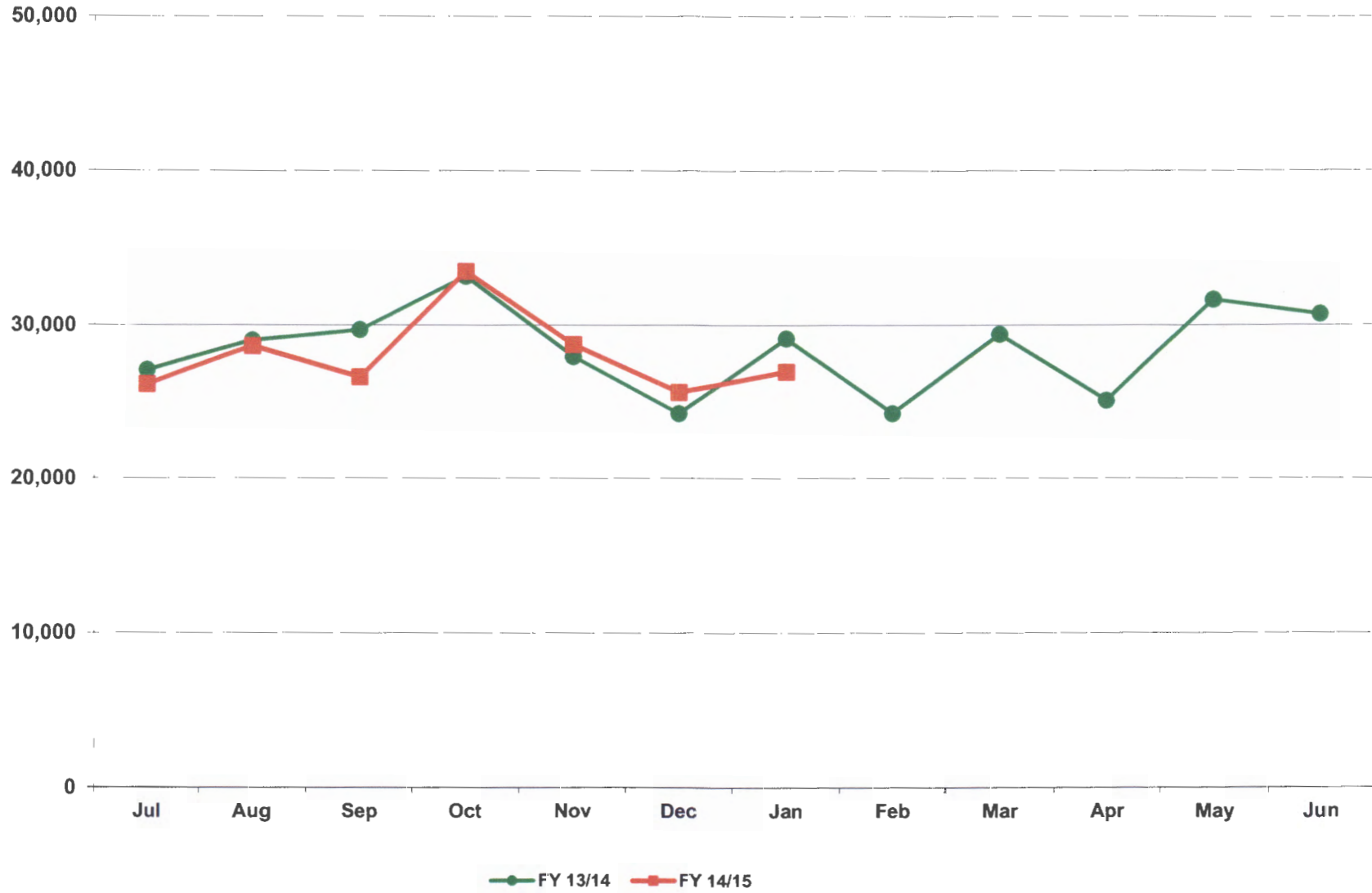
Phoenix Sky Harbor International Airport
Total Enplaned/Deplaned Cargo (Tons)
January 2015



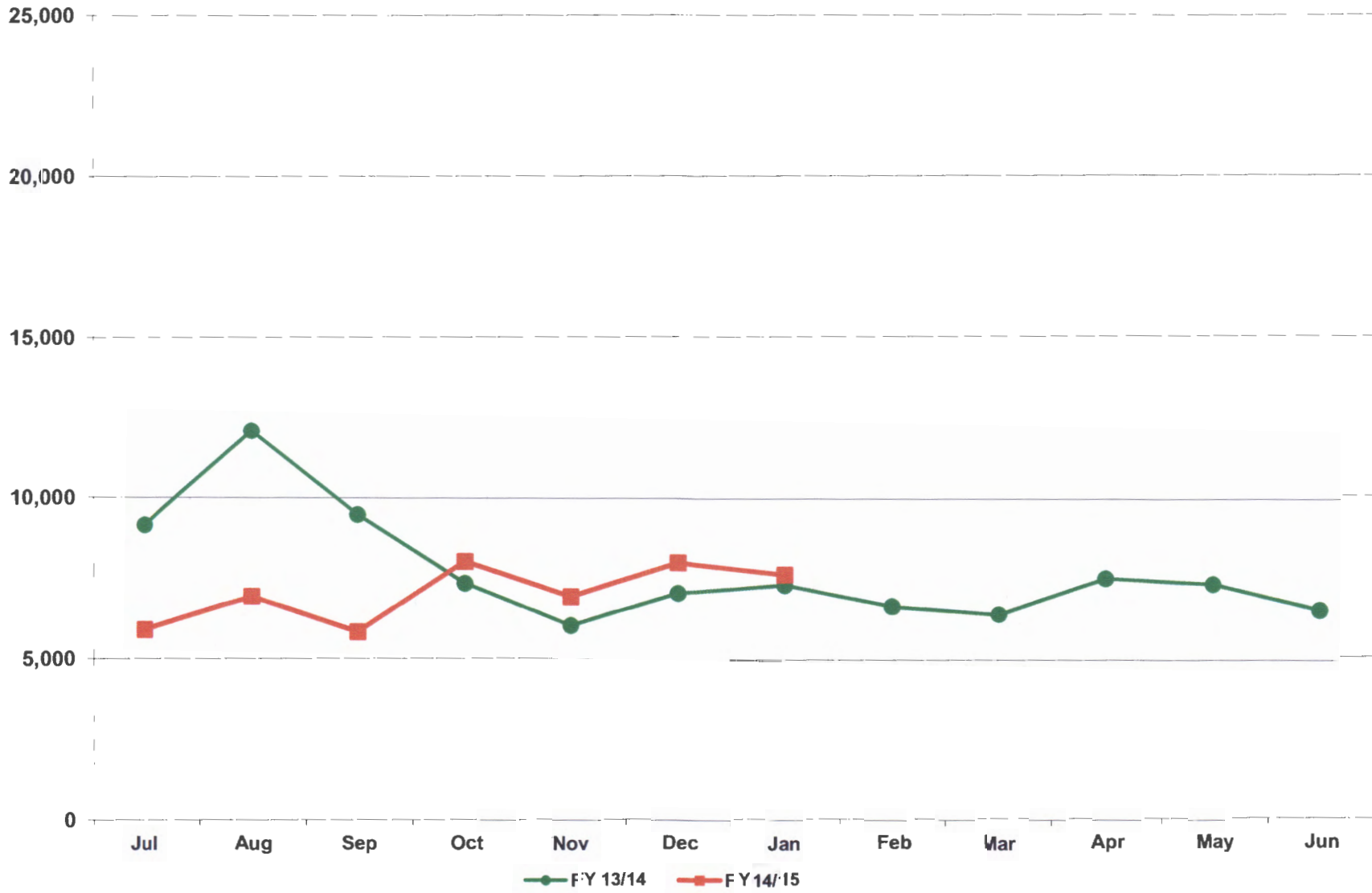
Phoenix Sky Harbor International Airport
Aircraft Operations
January 2015



Deer Valley Airport
Aircraft Operations
January 2015



Goodyear Airport
Aircraft Operations
January 2015



**City of Phoenix Aviation Department
Sky Harbor International Airport
Financial Management Division
Monthly Statistical Reports – February 2015
Table of Contents**

Reports:

- 1 Passengers, Cargo, and Aircraft Operations
- 2 Passenger Activity Report
- 3 Passenger and Activity Worksheet February 2015
- 4 Passenger and Activity Worksheet February 2014
- 5 Enplaned Passengers by Carrier for Fiscal Year 2014/15
- 6 Deplaned Passengers by Carrier for Fiscal Year 2014/15
- 7 Total Passengers by Carrier for Fiscal Year 2014/15
- 8 Enplaned Passengers by Carrier for Calendar Year 2015
- 9 Deplaned Passengers by Carrier for Calendar Year 2015
- 10 Total Passengers by Carrier for Calendar Year 2015
- 11 Airline Landing Weights – All Airlines for Fiscal Year 2014/15
- 12 Airline Landing Weights – Rates & Charges Airlines Only for Fiscal Year 2014/15

Graphs:

- 1 Domestic Enplaned / Deplaned Passengers Terminal 2
- 2 Domestic Enplaned / Deplaned Passengers Terminal 3
- 3 Domestic Enplaned / Deplaned Passengers Terminal 4
- 4 Total Domestic Enplaned / Deplaned Passengers
- 5 Total International Enplaned / Deplaned Passengers
- 6 Total Enplaned / Deplaned Passengers
- 7 Total Enplaned / Deplaned Cargo (in Tons)
- 8 Sky Harbor International Airport Aircraft Operations
- 9 Deer Valley Airport Aircraft Operations
- 10 Goodyear Airport Aircraft Operations

PASSENGERS, CARGO, AND AIRCRAFT OPERATIONS AT PHOENIX AIRPORTS: February 2015

February	2015	2014	%Chg	Fiscal YTD 2014/15	Fiscal YTD 2013/2014	%Chg	Calendar YTD 2015	Calendar YTD 2014	%Chg
PASSENGERS									
T2	121,479	110,663	9.8%	860,039	827,072	4.0%	231,593	221,887	4.4%
T3	174,499	209,777	-16.8%	1,231,811	1,573,929	-21.7%	341,943	429,421	-20.4%
T4	1,276,225	1,140,380	11.9%	10,880,494	9,954,179	9.3%	2,577,187	2,366,441	8.9%
International	109,023	103,874	5.0%	718,902	699,425	2.8%	224,966	215,471	4.4%
Total Enplaned	1,681,226	1,564,694	7.4%	13,691,246	13,054,605	4.9%	3,375,689	3,233,220	4.4%
T2	115,447	110,942	4.1%	878,411	837,636	4.9%	236,675	222,665	6.3%
T3	173,743	215,717	-19.5%	1,264,258	1,596,552	-20.8%	356,488	435,604	-18.2%
T4	1,215,318	1,158,627	4.9%	11,006,332	10,082,941	9.2%	2,570,259	2,405,144	6.9%
International	111,475	109,094	2.2%	741,310	726,118	2.1%	226,215	226,253	0.0%
Total Deplaned	1,615,983	1,594,380	1.4%	13,890,311	13,243,247	4.9%	3,389,637	3,289,666	3.0%
Total	3,297,209	3,159,074	4.4%	27,581,557	26,297,852	4.9%	6,765,326	6,522,886	3.7%
CARGO									
Freight enplaned	10,909	11,324	-3.7%	96,157	96,960	-0.8%	22,311	23,262	-4.1%
Freight deplaned	9,311	10,135	-8.1%	80,436	85,654	-6.1%	19,276	21,274	-9.4%
Total Freight	20,220	21,459	-5.8%	176,593	182,614	-3.3%	41,587	44,536	-6.6%
Mail enplaned	1,737	1,817	-4.4%	17,684	13,322	32.7%	4,069	4,058	0.3%
Mail deplaned	1,168	1,466	-20.3%	12,109	10,865	11.4%	2,620	3,103	-15.6%
Total Mail	2,905	3,283	-11.5%	29,793	24,187	23.2%	6,689	7,161	-6.6%
Total (Tons)	23,125	24,742	-6.5%	206,386	206,801	-0.2%	48,276	51,697	-6.6%
AIRCRAFT OPERATIONS									
Air Carrier/Air Taxi	31,628	30,945	2.2%	268,460	268,948	-0.2%	66,271	65,103	1.8%
General Aviation	2,048	1,743	17.5%	13,840	13,703	1.0%	4,071	3,793	7.3%
Military	340	186	82.8%	1,889	1,463	29.1%	639	380	68.2%
Sky Harbor International	34,016	32,874	3.5%	284,189	284,114	0.0%	70,981	69,276	2.5%
Air Carrier/Air Taxi	534	516	3.5%	3,651	3,325	9.8%	1,145	1,086	5.4%
General Aviation	28,015	23,744	18.0%	221,066	221,145	0.0%	54,369	52,309	3.9%
Military	110	5	2100.0%	161	69	133.3%	116	9	1188.9%
Deer Valley Airport	28,659	24,265	18.1%	224,878	224,539	0.2%	55,630	53,404	4.2%
Air Carrier/Air Taxi	782	153	411.1%	4,165	680	512.5%	1,508	253	496.0%
General Aviation	7,465	6,147	21.4%	50,927	61,914	-17.7%	13,934	13,122	6.2%
Military	535	360	48.6%	2,983	2,567	16.2%	977	604	61.8%
Goodyear Airport	8,782	6,660	31.9%	58,075	65,161	-10.9%	16,419	13,979	17.5%
Total	71,457	63,799	12.0%	567,142	573,814	-1.2%	143,030	136,659	4.7%

Passenger Activity Report * * * Sky Harbor International Airport * * * February 2015

Airline	Enplaned Passengers			Deplaned Passengers			Total Passengers		
	2015	2014	% Chg	2015	2014	% Chg	2015	2014	% Chg
TERMINAL 2									
Alaska Airlines	33,019	30,724	7.5%	31,869	31,428	1.4%	64,888	62,152	4.4%
Great Lakes Aviation	150	509	-70.5%	175	510	-65.7%	325	1,019	-68.1%
United Airlines	88,310	79,430	11.2%	83,403	79,004	5.6%	171,713	158,434	8.4%
Total	121,479	110,663	9.8%	115,447	110,942	4.1%	236,926	221,605	6.9%
TERMINAL 3									
American Airlines		65,025	-100.0%		65,892	-100.0%		130,917	-100.0%
Delta Air Lines	111,331	97,455	14.2%	110,629	100,000	10.6%	221,960	197,455	12.4%
Frontier Airlines	26,771	16,898	58.4%	26,849	17,284	55.3%	53,620	34,182	56.9%
Hawaiian Airlines	6,360	6,379	-0.3%	6,160	6,411	-3.9%	12,520	12,790	-2.1%
jetBlue Airways	7,285	6,084	19.7%	6,877	6,720	2.3%	14,162	12,804	10.6%
Spirit Airlines	16,995	14,087	20.6%	17,361	15,066	15.2%	34,356	29,153	17.8%
Total	174,499	209,777	-16.8%	173,743	215,717	-19.5%	348,242	425,494	-18.2%
TERMINAL 4									
Aerovias de Mexico dba Aeromexico		906	-100.0%		842	-100.0%		1,748	-100.0%
Air Canada	13,514	9,725	39.0%	14,393	10,457	37.6%	27,907	20,182	38.3%
American Airlines	71,162		N/A	68,757		N/A	139,919		N/A
British Airways	6,803	5,516	23.3%	7,490	6,897	8.6%	14,293	12,413	15.1%
Southwest Airlines	516,527	469,902	9.9%	499,985	473,468	5.6%	1,016,512	943,370	7.8%
US Airways	747,243	731,080	2.2%	705,157	746,818	-5.6%	1,452,400	1,477,898	-1.7%
Volaris	1,085	1,862	-41.7%	1,135	2,064	-45.0%	2,220	3,926	-43.5%
WestJet	28,914	25,263	14.5%	29,876	27,175	9.9%	58,790	52,438	12.1%
Total	1,385,248	1,244,254	11.3%	1,326,793	1,267,721	4.7%	2,712,041	2,511,975	8.0%
GRAND TOTAL	1,681,226	1,564,694	7.4%	1,615,983	1,594,380	1.4%	3,297,209	3,159,074	4.4%

Sky Harbor International Airport - Passenger and Activity Worksheet February 2015

Airline	Enplaned Passengers				Deplaned Passengers			Freight		Mail		Landed Weight	Landings				
	Domestic	Connect	Internat'l	Total	Domestic	Internat'l	Total	Enplaned	Deplaned	Enplaned	Deplaned						
TERMINAL 2																	
Alaska Airlines	33,019			33,019	31,869		31,869	3,411	6,242			30,949,300	204				
Great Lakes Aviation	150			150	175		175	106	20			724,500	45				
United Airlines	88,310			88,310	83,403		83,403	31,007	44,658	406,777	400,468	89,887,600	682				
Subtotal Terminal 2	121,479			121,479	115,447		115,447	34,524	50,920	406,777	400,468	121,561,400	931				
TERMINAL 3																	
Delta Air Lines	111,331			111,331	110,629		110,629					131,005,286	864				
Frontier Airlines	26,771			26,771	26,849		26,849					28,053,280	205				
Hawaiian Airlines	6,360			6,360	6,160		6,160	58,773	101,798			8,960,000	28				
jetBlue Airways	7,285			7,285	6,877		6,877					7,810,000	55				
Spirit Airlines	16,995			16,995	17,361		17,361					15,859,936	109				
Subtotal Terminal 3	174,499			174,499	173,743		173,743	58,773	110,261	36,244	99,606	197,439,302	1,302				
TERMINAL 4																	
Air Canada			13,514	13,514		14,393	14,393	10,392	2,138	280		15,207,300	111				
American Airlines	71,162			71,162	68,757		68,757	62,495	30,534	42,365	23,661	72,593,000	574				
British Airways			6,803	6,803		7,490	7,490	385,933	466,629			16,345,472	26				
Southwest Airlines	400,172	116,355		516,527	499,985		499,985	1,586,354	1,587,156			548,556,000	4,249				
US Airways	433,831	254,705	58,707	747,243	646,576	58,581	705,157	609,210	495,440	2,973,978	1,683,019	865,576,000	7,051				
Volaris			1,085	1,085		1,135	1,135					1,746,060	12				
WestJet			28,914	28,914		29,876	29,876					30,681,600	222				
Subtotal Terminal 4	905,165	371,060	109,023	1,385,248	1,215,318	111,475	1,326,793	2,654,384	2,581,897	3,016,623	1,706,680	1,550,705,432	12,245				
Total Passenger Airlines	1,201,143	371,060	109,023	1,681,226	1,504,508	111,475	1,615,983	2,747,681	2,743,078	3,459,644	2,206,754	1,869,706,134	14,478				
AIR CARGO (SOUTH)																	
Federal Express								11,536,986	8,108,351			59,377,900	162				
United Parcel Service								5,731,740	5,715,275	14,675	128,803	31,943,520	105				
Subtotal Air Cargo (South)								17,268,726	13,823,626	14,675	128,803	91,321,420	267				
AIR CARGO (WEST)																	
ABX Air								431,513	481,723			3,264,000	12				
Ameriflight								349,017	419,437			3,938,260	278				
DHL Express/Atlas Air								781,496	848,259			7,924,000	28				
Empire Airlines								131,107	90,924			867,000	102				
IFL Group								109,012	214,462			928,000	16				
Subtotal Air Cargo (West)								1,802,145	2,054,805			16,921,260	436				
Total Cargo Airlines								19,070,871	15,878,431	14,675	128,803	108,242,680	703				
Grand Total	1,201,143	371,060	109,023	1,681,226	1,504,508	111,475	1,615,983	21,818,552	18,621,509	3,474,319	2,335,557	1,977,948,814	15,181				
Total All Passengers:	3,297,209							Total Air Cargo in Tons:	10,909	+	9,311	+	1,737	+	1,168	=	23,125

Sky Harbor International Airport - Passenger and Activity Worksheet February 2014

Airline	Enplaned Passengers				Deplaned Passengers			Freight		Mail		Landed Weight	Landings				
	Domestic	Connect	Internat'l	Total	Domestic	Internat'l	Total	Enplaned	Deplaned	Enplaned	Deplaned						
TERMINAL 2																	
Alaska Airlines	30,724			30,724	31,428		31,428	12,152	31,370			29,739,500	216				
Great Lakes Aviation	509			509	510		510	33	167			2,141,300	133				
United Airlines	79,430			79,430	79,004		79,004	38,320	42,027	275,752	347,823	83,294,800	688				
Subtotal Terminal 2	110,663			110,663	110,942		110,942	50,505	73,564	275,752	347,823	115,175,600	1,037				
TERMINAL 3																	
American Airlines	65,025			65,025	65,892		65,892	1,924	25,653		59	63,958,000	564				
Delta Air Lines	97,455			97,455	100,000		100,000	77,704	73,472	285,569	324,288	99,939,600	701				
Frontier Airlines	16,898			16,898	17,284		17,284					17,178,140	127				
Hawaiian Airlines	6,379			6,379	6,411		6,411	123,740	68,335			8,910,000	28				
jetBlue Airways	6,084			6,084	6,720		6,720					7,100,000	50				
MN Airlines dba Sun Country	3,849			3,849	4,344		4,344			25,530	81,439	4,408,400	31				
Spirit Airlines	14,087			14,087	15,066		15,066					15,864,296	112				
Subtotal Terminal 3	209,777			209,777	215,717		215,717	203,368	167,460	311,099	405,786	217,358,436	1,613				
TERMINAL 4																	
Aerovias de Mexico dba Aeromexico			906	906		842	842					1,063,725	25				
Air Canada			9,725	9,725		10,457	10,457	2,478	1,581			10,951,400	79				
British Airways			5,516	5,516		6,897	6,897	347,061	330,799			16,974,144	27				
Southwest Airlines	358,112	111,790		469,902	473,468		473,468	1,309,727	1,398,866			530,404,000	4,177				
US Airways	387,782	282,696	60,602	731,080	685,159	61,659	746,818	1,731,614	1,623,709	2,943,373	2,032,920	865,165,800	7,046				
Volaris			1,862	1,862		2,064	2,064					3,450,228	24				
WestJet			25,263	25,263		27,175	27,175					26,109,800	187				
Subtotal Terminal 4	745,894	394,486	103,874	1,244,254	1,158,627	109,094	1,267,721	3,390,880	3,354,955	2,943,373	2,032,920	1,454,119,097	11,565				
Total Passenger Airlines	1,066,334	394,486	103,874	1,564,694	1,485,286	109,094	1,594,380	3,644,753	3,595,979	3,530,224	2,786,529	1,786,653,133	14,215				
AIR CARGO (SOUTH)																	
Federal Express								11,368,655	8,851,890			57,789,000	144				
United Parcel Service								5,468,821	5,611,661	103,245	146,177	33,017,360	109				
Subtotal Air Cargo (South)								16,837,476	14,463,551	103,245	146,177	90,806,360	253				
AIR CARGO (WEST)																	
ABX Air								1,482,259	1,590,595			10,413,000	38				
Aimet Systems								9,948	6,750			331,100	21				
Ameriflight								378,213	339,841			3,887,190	281				
Empire Airlines								153,768	97,006			960,500	113				
IFL Group								110,605	152,658			928,000	16				
Subtotal Air Cargo (West)								2,134,793	2,186,850			16,519,790	469				
Total Cargo Airlines								18,972,269	16,650,401	103,245	146,177	107,326,150	722				
Grand Total	1,066,334	394,486	103,874	1,564,694	1,485,286	109,094	1,594,380	22,617,022	20,246,380	3,633,469	2,932,706	1,893,979,283	14,937				
Total All Passengers:	3,159,074																
								Total Air Cargo in Tons:	11,309	+	10,123	+	1,817	+	1,466	=	24,715

Sky Harbor International Airport - Enplaned Passengers by Carrier
Fiscal Year 2014/15

Airline	Jul	Aug	Sep	Oct	Nov	Dec	Jan	Feb	Mar	Apr	May	Jun	Total
TERMINAL 2													
Alaska Airlines	25,780	24,036	23,274	28,460	34,149	33,732	30,099	33,019					232,549
Great Lakes Aviation	487	523	408	412	293	333	162	150					2,768
United Airlines	61,915	65,350	70,066	89,616	86,718	82,894	79,853	88,310					624,722
Total	88,182	89,909	93,748	118,488	121,160	116,959	110,114	121,479					860,039
TERMINAL 3													
Delta Air Lines	105,945	99,774	86,299	100,828	98,787	108,943	104,691	111,331					816,598
Frontier Airlines	19,787	16,619	18,176	19,569	23,382	31,428	27,477	26,771					183,209
Hawaiian Airlines	6,834	6,935	6,847	7,115	6,916	7,611	6,908	6,360					55,526
jetBlue Airways	7,419	7,711	6,794	7,675	6,762	7,337	6,676	7,285					57,659
Spirit Airlines	8,089	7,014	6,764	8,200	15,245	18,030	16,469	16,995					96,806
Total	148,074	138,053	124,880	146,064	154,655	178,142	167,444	174,499					1,231,811
TERMINAL 4													
Aerovias de Mexico dba Aeromexico	1,078	1,204	24										2,306
Air Canada	3,613	3,790	3,587	5,117	6,669	9,305	11,993	13,514					57,588
American Airlines	64,567	62,712	57,126	68,168	73,573	81,213	74,198	71,162					552,719
British Airways	7,992	8,998	9,197	8,943	7,889	8,607	7,771	6,803					66,200
Southwest Airlines	558,987	523,019	484,473	524,070	534,097	576,007	521,308	516,527					4,238,488
US Airways	939,513	882,646	701,648	847,730	777,012	866,304	772,194	747,243					6,534,290
Volaris	1,972	1,439	1,176	1,422	1,180	2,097	1,372	1,085					11,743
WestJet	5,291	6,169	5,491	9,645	26,614	25,869	28,069	28,914					136,062
Total	1,583,013	1,489,977	1,262,722	1,465,095	1,427,034	1,569,402	1,416,905	1,385,248					11,599,396
GRAND TOTAL	1,819,269	1,717,939	1,481,350	1,729,647	1,702,849	1,864,503	1,694,463	1,681,226					13,691,246

Sky Harbor International Airport - Deplaned Passengers by Carrier
Fiscal Year 2014/15

Airline	Jul	Aug	Sep	Oct	Nov	Dec	Jan	Feb	Mar	Apr	May	Jun	Total
TERMINAL 2													
Alaska Airlines	25,042	25,796	25,681	31,228	34,310	33,064	33,224	31,869					240,214
Great Lakes Aviation	431	512	481	439	297	325	176	175					2,836
United Airlines	62,341	66,165	73,777	92,692	86,685	82,470	87,828	83,403					635,361
Total	87,814	92,473	99,939	124,359	121,292	115,859	121,228	115,447					878,411
TERMINAL 3													
Delta Air Lines	104,537	101,707	90,766	105,047	100,227	109,921	113,822	110,629					836,656
Frontier Airlines	19,966	16,469	18,838	20,609	23,088	31,464	29,257	26,849					186,540
Hawaiian Airlines	7,177	7,438	6,858	7,648	6,701	7,636	7,263	6,160					56,881
jetBlue Airways	7,804	7,966	7,066	8,136	6,964	7,815	7,625	6,877					60,253
Spirit Airlines	8,364	7,060	6,808	8,345	15,591	18,296	18,330	17,361					100,155
Total	147,848	140,640	130,336	152,633	156,120	180,193	182,745	173,743					1,264,258
TERMINAL 4													
Aerovias de Mexico dba Aeromexico	1,263	1,098	41										2,402
Air Canada	3,406	3,618	3,442	5,772	7,159	10,991	12,863	14,393					61,644
American Airlines	67,606	64,895	60,008	70,413	74,307	86,142	79,484	68,757					571,612
British Airways	10,253	9,510	9,883	10,177	8,330	8,440	9,236	7,490					73,319
Southwest Airlines	567,366	523,020	491,227	533,971	533,888	576,368	543,104	499,985					4,268,929
US Airways	967,876	899,203	714,947	863,596	784,711	881,677	803,752	705,157					6,620,919
Volaris	2,341	1,910	1,031	1,536	1,628	2,058	1,857	1,135					13,496
WestJet	5,511	6,301	6,006	12,847	27,710	27,685	19,385	29,876					135,321
Total	1,625,622	1,509,555	1,286,585	1,498,312	1,437,733	1,593,361	1,469,681	1,326,793					11,747,642
GRAND TOTAL	1,861,284	1,742,668	1,516,860	1,775,304	1,715,145	1,889,413	1,773,654	1,615,983					13,890,311

Sky Harbor International Airport - Total Passengers by Carrier
Fiscal Year 2014/15

Airline	Jul	Aug	Sep	Oct	Nov	Dec	Jan	Feb	Mar	Apr	May	Jun	Total
TERMINAL 2													
Alaska Airlines	50,822	49,832	48,955	59,688	68,459	66,796	63,323	64,888					472,763
Great Lakes Aviation	918	1,035	889	851	590	658	338	325					5,604
United Airlines	124,256	131,515	143,843	182,308	173,403	165,364	167,681	171,713					1,260,083
Total	175,996	182,382	193,687	242,847	242,452	232,818	231,342	236,926					1,738,450
TERMINAL 3													
Delta Air Lines	210,482	201,481	177,065	205,875	199,014	218,864	218,513	221,960					1,653,254
Frontier Airlines	39,753	33,088	37,014	40,178	46,470	62,892	56,734	53,620					369,749
Hawaiian Airlines	14,011	14,373	13,705	14,763	13,617	15,247	14,171	12,520					112,407
jetBlue Airways	15,223	15,677	13,860	15,811	13,726	15,152	14,301	14,162					117,912
Spirit Airlines	16,453	14,074	13,572	16,545	30,836	36,326	34,799	34,356					196,961
Total	295,922	278,693	255,216	298,697	310,775	358,335	350,189	348,242					2,496,069
TERMINAL 4													
Aerovias de Mexico dba Aeromexico	2,341	2,302	65										4,708
Air Canada	7,019	7,408	7,029	10,889	13,828	20,296	24,856	27,907					119,232
American Airlines	132,173	127,607	117,134	138,581	147,880	167,355	153,682	139,919					1,124,331
British Airways	18,245	18,508	19,080	19,120	16,219	17,047	17,007	14,293					139,519
Southwest Airlines	1,126,353	1,046,039	975,700	1,058,041	1,067,985	1,152,375	1,064,412	1,016,512					8,507,417
US Airways	1,907,389	1,781,849	1,416,595	1,711,326	1,561,723	1,747,981	1,575,946	1,452,400					13,155,209
Volaris	4,313	3,349	2,207	2,958	2,808	4,155	3,229	2,220					25,239
WestJet	10,802	12,470	11,497	22,492	54,324	53,554	47,454	58,790					271,383
Total	3,208,635	2,999,532	2,549,307	2,963,407	2,864,767	3,162,763	2,886,586	2,712,041					23,347,038
GRAND TOTAL	3,680,553	3,460,607	2,998,210	3,504,951	3,417,994	3,753,916	3,468,117	3,297,209					27,581,557

Sky Harbor International Airport - Enplaned Passengers by Carrier
Calendar Year 2015

Airline	Jan	Feb	Mar	Apr	May	Jun	Jul	Aug	Sep	Oct	Nov	Dec	Total
TERMINAL 2													
Alaska Airlines	30,099	33,019											63,118
Great Lakes Aviation	162	150											312
United Airlines	79,853	88,310											168,163
Total	110,114	121,479											231,593
TERMINAL 3													
Delta Air Lines	104,691	111,331											216,022
Frontier Airlines	27,477	26,771											54,248
Hawaiian Airlines	6,908	6,360											13,268
jetBlue Airways	6,676	7,285											13,961
MN Airlines dba Sun Country	5,223	5,757											10,980
Spirit Airlines	16,469	16,995											33,464
Total	167,444	174,499											341,943
TERMINAL 4													
Air Canada	11,993	13,514											25,507
American Airlines	74,198	71,162											145,360
British Airways	7,771	6,803											14,574
Southwest Airlines	521,308	516,527											1,037,835
US Airways	772,194	747,243											1,519,437
Volaris	1,372	1,085											2,457
WestJet	28,069	28,914											56,983
Total	1,416,905	1,385,248											2,802,153
GRAND TOTAL	1,694,463	1,681,226											3,375,689

Sky Harbor International Airport - Deplaned Passengers by Carrier
Calendar Year 2015

Airline	Jan	Feb	Mar	Apr	May	Jun	Jul	Aug	Sep	Oct	Nov	Dec	Total
TERMINAL 2													
Alaska Airlines	33,224	31,869											65,093
Great Lakes Aviation	176	175											351
United Airlines	87,828	83,403											171,231
Total	121,228	115,447											236,675
TERMINAL 3													
Delta Air Lines	113,822	110,629											224,451
Frontier Airlines	29,257	26,849											56,106
Hawaiian Airlines	7,263	6,160											13,423
jetBlue Airways	7,625	6,877											14,502
MN Airlines dba Sun Country	6,448	5,867											12,315
Spirit Airlines	18,330	17,361											35,691
Total	182,745	173,743											356,488
TERMINAL 4													
Air Canada	12,863	14,393											27,256
American Airlines	79,484	68,757											148,241
British Airways	9,236	7,490											16,726
Southwest Airlines	543,104	499,985											1,043,089
US Airways	803,752	705,157											1,508,909
Volaris	1,857	1,135											2,992
WestJet	19,385	29,876											49,261
Total	1,469,681	1,326,793											2,796,474
GRAND TOTAL	1,773,654	1,615,983											3,389,637

Sky Harbor International Airport - Total Passengers by Carrier
Calendar Year 2015

Airline	Jan	Feb	Mar	Apr	May	Jun	Jul	Aug	Sep	Oct	Nov	Dec	Total
TERMINAL 2													
Alaska Airlines	63,323	64,888											128,211
Great Lakes Aviation	338	325											663
United Airlines	167,681	171,713											339,394
Total	231,342	236,926											468,268
TERMINAL 3													
Delta Air Lines	218,513	221,960											440,473
Frontier Airlines	56,734	53,620											110,354
Hawaiian Airlines	14,171	12,520											26,691
jetBlue Airways	14,301	14,162											28,463
MN Airlines dba Sun Country	11,671	11,624											23,295
Spirit Airlines	34,799	34,356											69,155
Total	350,189	348,242											698,431
TERMINAL 4													
Air Canada	24,856	27,907											52,763
American Airlines	153,682	139,919											293,601
British Airways	17,007	14,293											31,300
Southwest Airlines	1,064,412	1,016,512											2,080,924
US Airways	1,575,946	1,452,400											3,028,346
Volaris	3,229	2,220											5,449
WestJet	47,454	58,790											106,244
Total	2,886,586	2,712,041											5,598,627
GRAND TOTAL	3,468,117	3,297,209											6,765,326

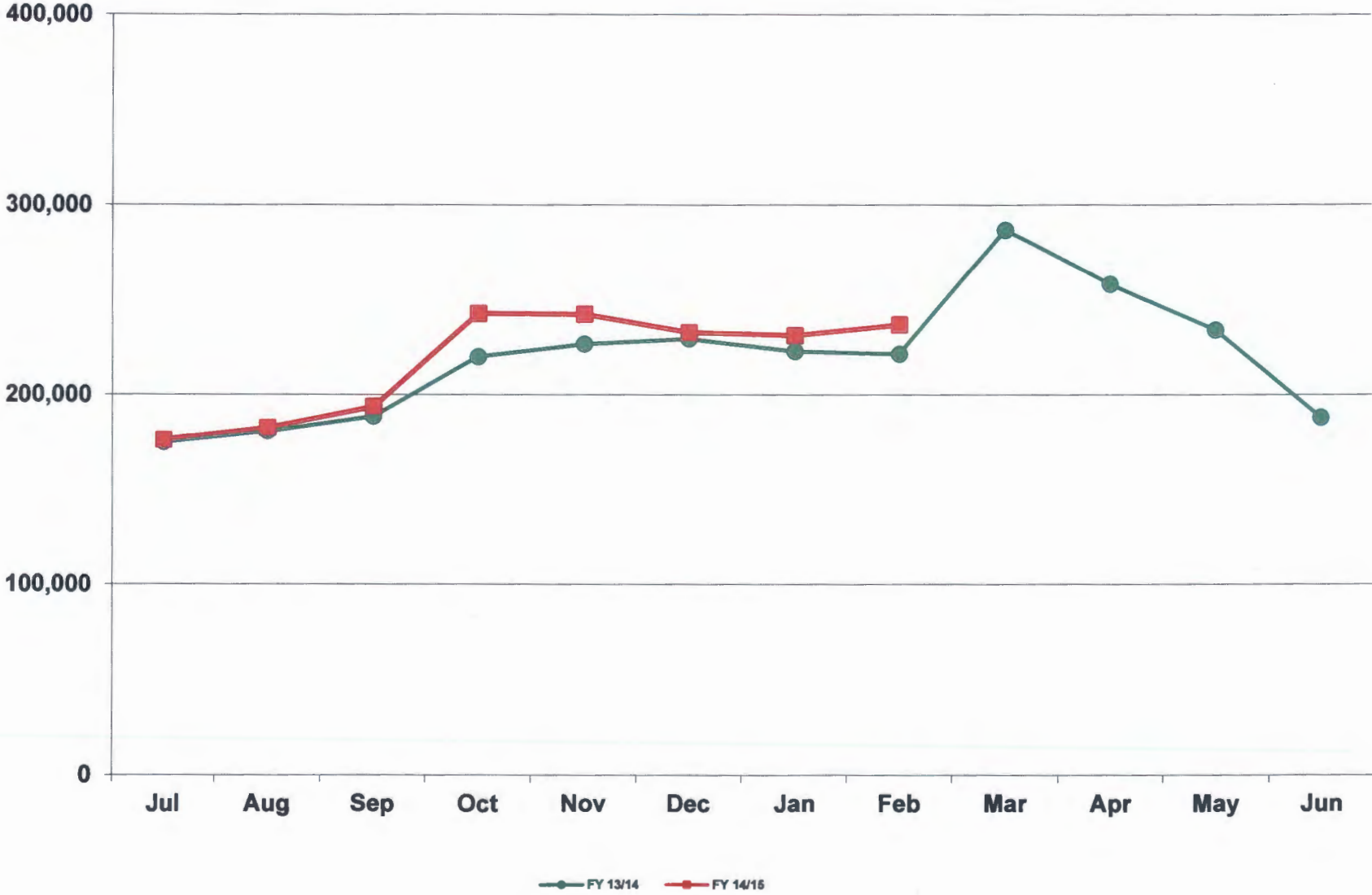
Sky Harbor International Airport
Landing Weights (in Thousands) Fiscal Year 2014/15 - All Airlines

Airline	Jul	Aug	Sep	Oct	Nov	Dec	Jan	Feb	Mar	Apr	May	Jun	Total
Aerovias de Mexico dba Aeromexico	1,319	1,319	43										2,681
Air Canada	4,245	4,216	4,088	6,260	7,920	12,519	15,156	15,207					69,611
Alaska Airlines	25,230	26,226	27,329	31,062	33,997	30,916	31,397	30,949					237,106
American Airlines	65,143	65,352	63,213	70,696	77,744	85,876	83,093	72,594					583,711
British Airways	19,489	19,489	18,860	19,489	18,231	18,860	18,860	16,345					149,623
Delta Air Lines	108,225	107,197	95,136	110,827	110,578	123,995	133,318	131,005					920,281
Frontier Airlines	20,022	18,609	19,707	20,703	24,396	32,273	31,400	28,053					195,163
Great Lakes Aviation	1,304	1,481	1,385	1,336	1,030	1,304	853	725					9,418
Hawaiian Airlines	9,920	9,920	9,575	10,165	9,600	9,795	10,240	8,960					78,175
jetBlue Airways	8,378	8,804	8,094	8,804	7,952	8,520	8,236	7,810					66,598
Southwest Airlines	623,450	599,066	570,416	591,890	579,492	610,924	611,692	548,556					4,735,486
Spirit Airlines	8,896	8,898	8,476	8,767	17,108	18,042	18,042	15,860					104,089
United Airlines	64,221	69,811	78,199	96,200	94,844	88,633	91,224	89,888					673,020
US Airways	1,079,915	1,014,777	837,220	991,594	927,814	1,010,394	959,593	865,576					7,686,883
Volaris	2,037	1,892	1,707	1,884	1,892	2,328	1,892	1,746					15,378
WestJet	6,215	6,413	6,008	14,669	32,526	33,212	34,374	30,682					164,099
Passenger	2,048,009	1,963,470	1,749,456	1,988,008	1,949,078	2,093,072	2,056,222	1,869,707					15,717,022
ABX Air	11,990	11,814	11,522	12,512	10,652	11,512	12,077	3,264					85,343
Aimet Systems	73	41											114
Ameriflight	4,706	4,397	3,890	4,434	3,655	4,246	4,085	3,938					33,351
Empire Airlines	791	850	757	833	918	1,012	944	867					6,972
Federal Express	60,310	60,298	57,847	67,090	60,777	106,953	64,731	59,378					537,384
IFL Group	1,160	1,044	928	1,102	870	986	986	928					8,004
United Parcel Service	36,015	33,859	33,927	37,793	35,993	75,438	34,845	31,944					319,814
Cargo	115,045	112,303	108,871	123,764	112,865	200,147	117,668	108,243					998,906
Grand Total	2,163,054	2,075,773	1,858,327	2,111,772	2,061,943	2,293,219	2,173,890	1,977,950					16,715,928

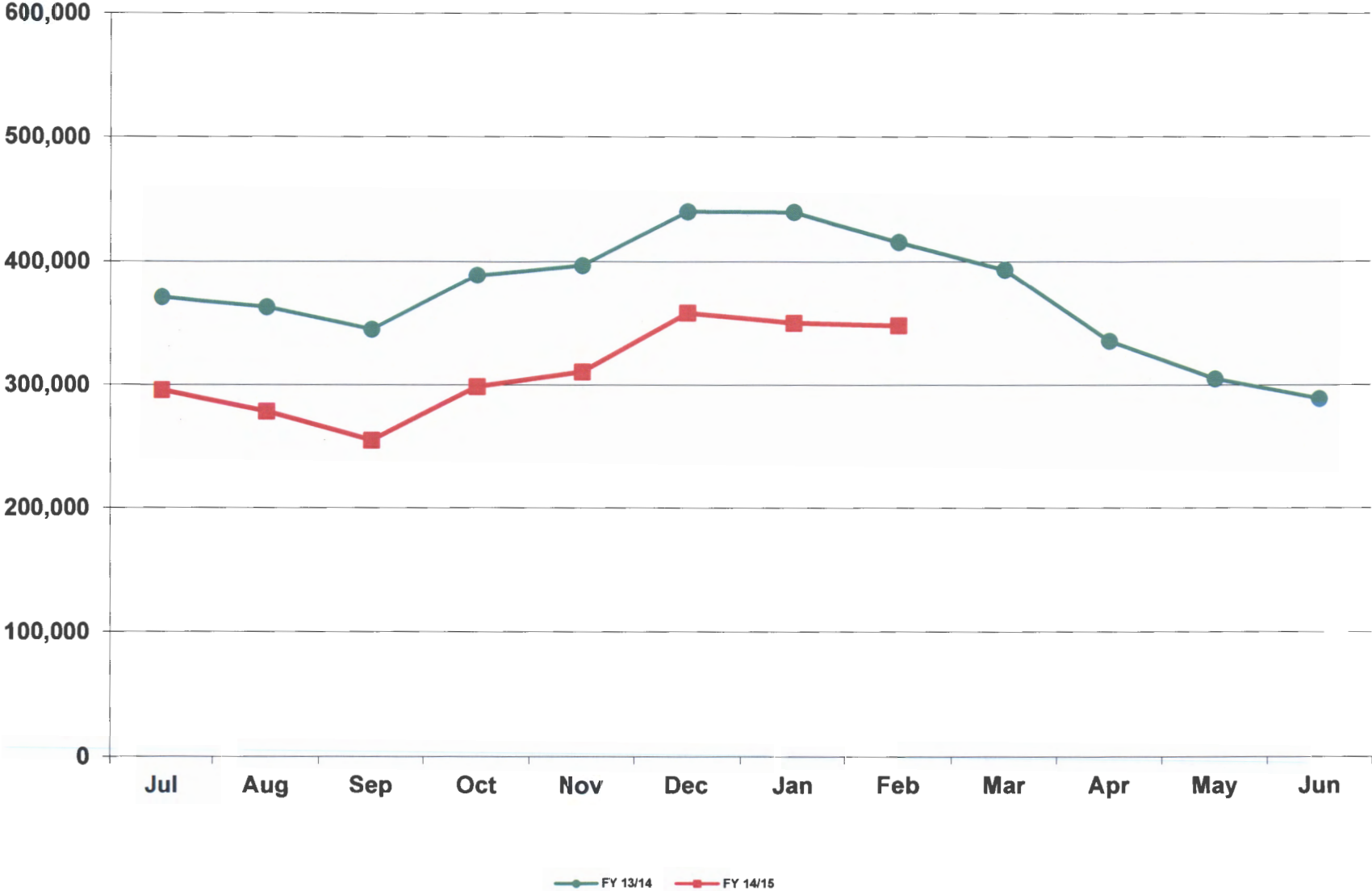
Sky Harbor International Airport
Landing Weights (in Thousands) Fiscal Year 2014/15 - Rates & Charges Airlines

Airline	Jul	Aug	Sep	Oct	Nov	Dec	Jan	Feb	Mar	Apr	May	Jun	Total
Aerovias de Mexico dba Aeromexico	1,319	1,319	43										2,681
Air Canada	4,245	4,216	4,088	6,260	7,920	12,519	15,156	15,207					69,611
Alaska Airlines	25,230	26,226	27,329	31,062	33,997	30,916	31,397	30,949					237,106
American Airlines	65,143	65,352	63,213	70,696	77,744	85,876	83,093	72,594					583,711
British Airways	19,489	19,489	18,860	19,489	18,231	18,860	18,860	16,345					149,623
Delta Air Lines	108,225	107,197	95,047	110,827	105,861	120,089	130,612	131,005					908,863
Frontier Airlines	20,022	18,609	19,707	20,703	24,396	32,273	31,400	28,053					195,163
Great Lakes Aviation	1,304	1,481	1,385	1,336	1,030	1,304	853	725					9,418
Hawaiian Airlines	9,920	9,920	9,575	10,165	9,600	9,795	10,240	8,960					78,175
jetBlue Airways	8,378	8,804	8,094	8,804	7,952	8,520	8,236	7,810					66,598
Southwest Airlines	623,450	599,066	570,416	591,890	579,492	610,924	611,692	548,556					4,735,486
Spirit Airlines	8,896	8,898	8,476	8,767	17,108	18,042	18,042	15,860					104,089
United Airlines	64,221	69,811	78,199	96,200	94,844	88,633	91,224	89,888					673,020
US Airways	1,079,915	1,014,777	837,220	991,594	927,814	1,010,394	959,593	865,576					7,686,883
Volaris	2,037	1,892	1,707	1,884	1,892	2,328	1,892	1,746					15,378
WestJet	6,215	6,413	6,008	14,669	32,526	33,212	34,374	30,682					164,099
Passenger	2,048,009	1,963,470	1,749,367	1,988,008	1,944,361	2,089,166	2,053,516	1,869,707					15,705,604
ABX Air	11,990	11,814	11,522	12,512	10,652	11,512	12,077	3,264					85,343
Atlas Air								7,924					7,924
Federal Express	60,310	60,298	57,847	67,090	60,777	106,953	64,731	59,378					537,384
IFL Group	1,160	1,044	928	1,102	870	986	986	928					8,004
United Parcel Service	36,015	33,859	33,927	37,793	35,993	75,438	34,845	31,944					319,814
Cargo	109,475	107,015	104,224	118,497	108,292	194,889	112,639	103,438					958,469
Grand Total	2,157,484	2,070,485	1,853,591	2,106,505	2,052,653	2,284,055	2,166,155	1,973,145					16,664,073

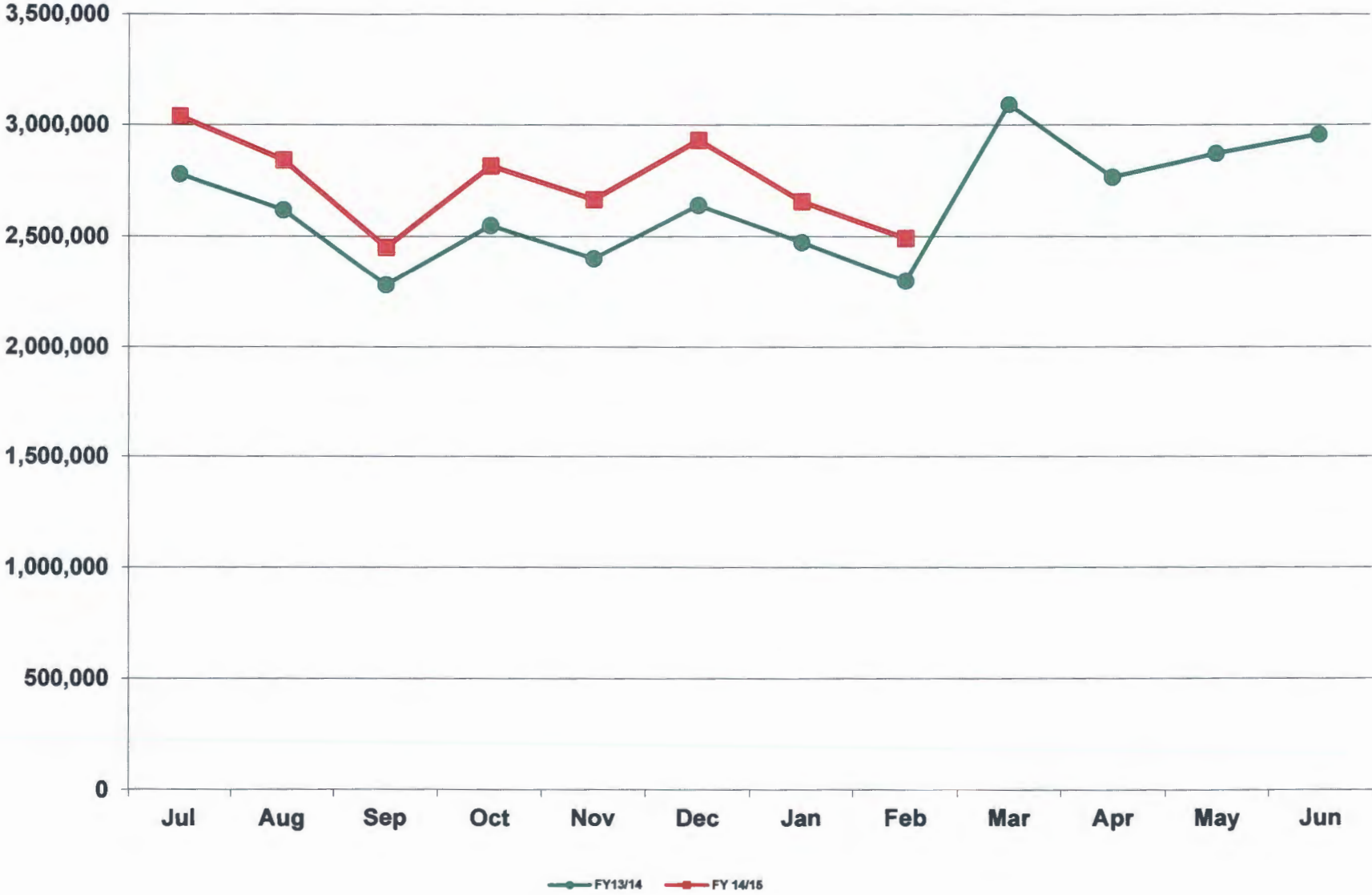
Phoenix Sky Harbor International Airport
Domestic Enplaned/Deplaned Passengers Terminal 2
February 2015



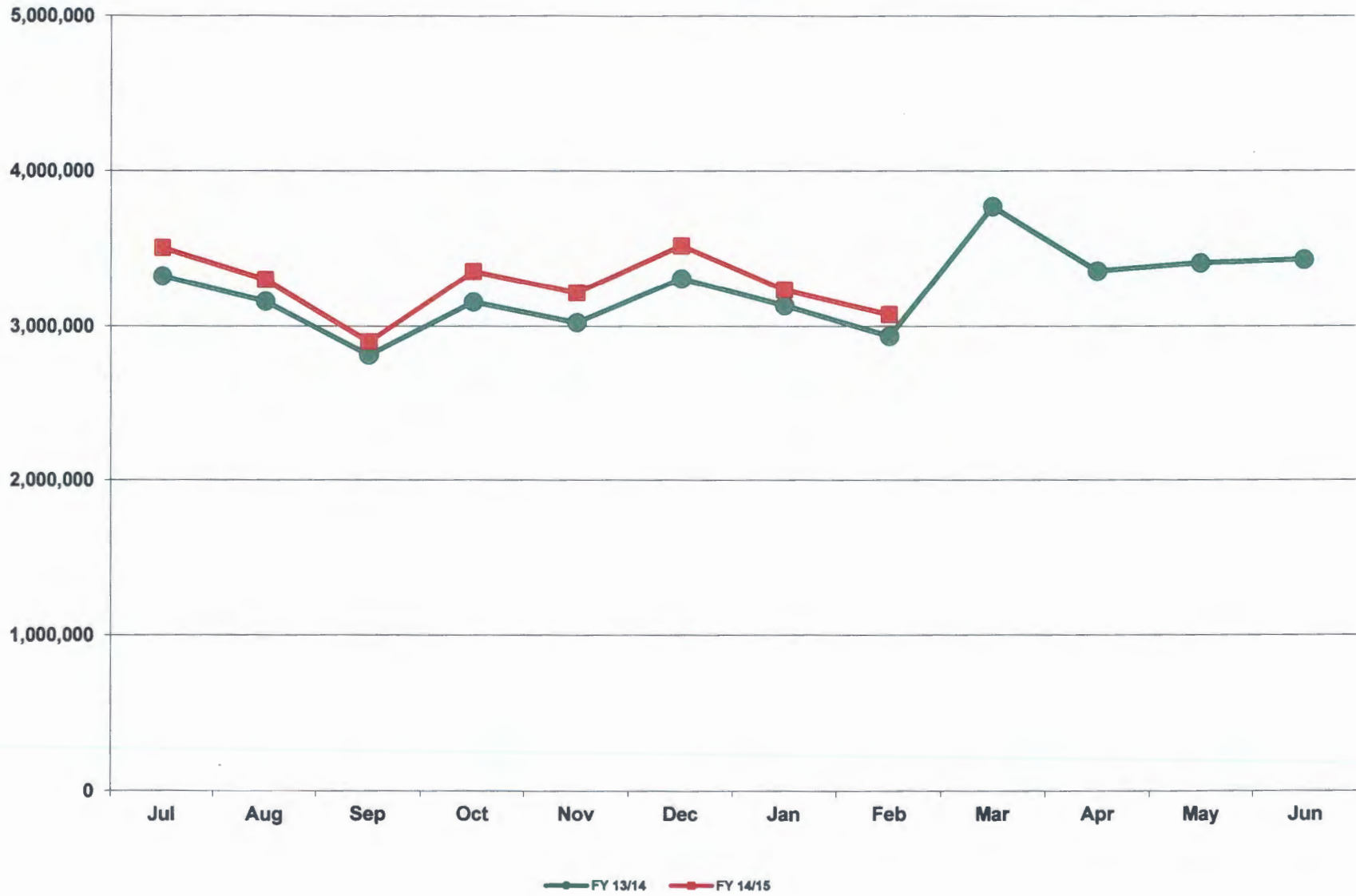
Phoenix Sky Harbor International Airport
Domestic Enplaned/Deplaned Passengers Terminal 3
February 2015



**Phoenix Sky Harbor International Airport
Domestic Enplaned/Deplaned Passengers Terminal 4
February 2015**



Phoenix Sky Harbor International Airport
Total Domestic Enplaned/Deplaned Passengers
February 2015



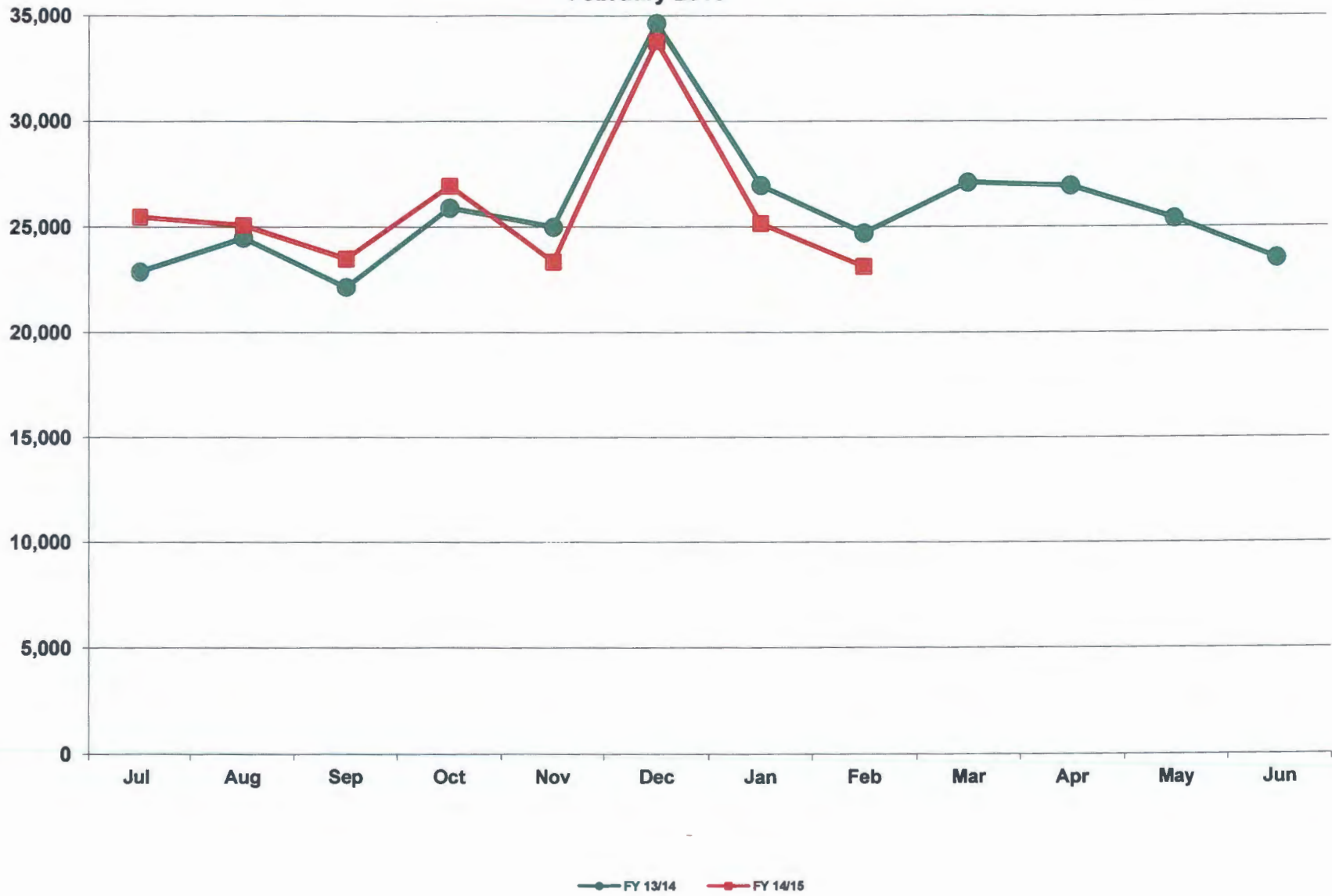
Phoenix Sky Harbor International Airport
Total International Enplaned/Deplaned Passengers
February 2015



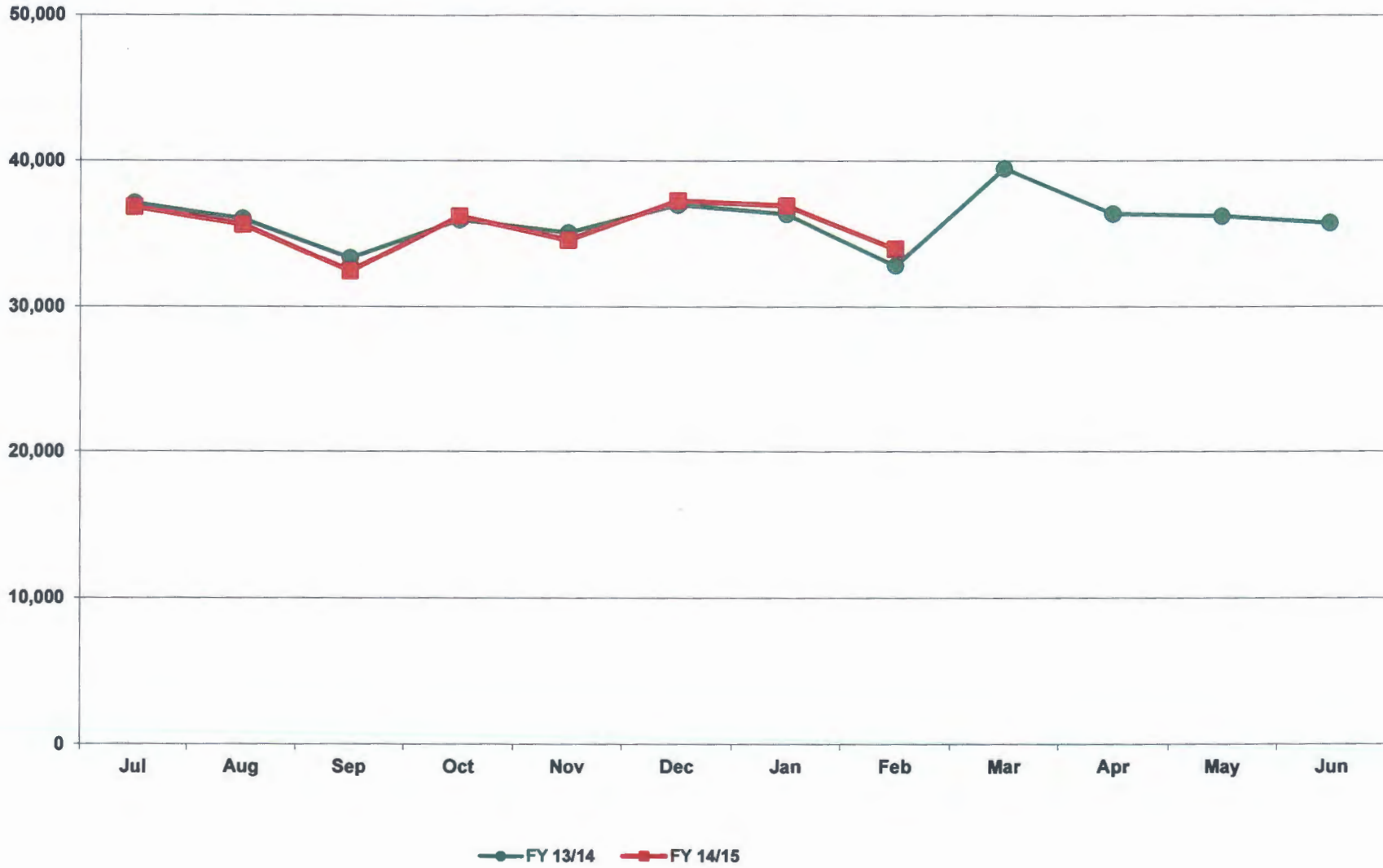
Phoenix Sky Harbor International Airport
Total Enplaned/Deplaned Passengers
February 2015



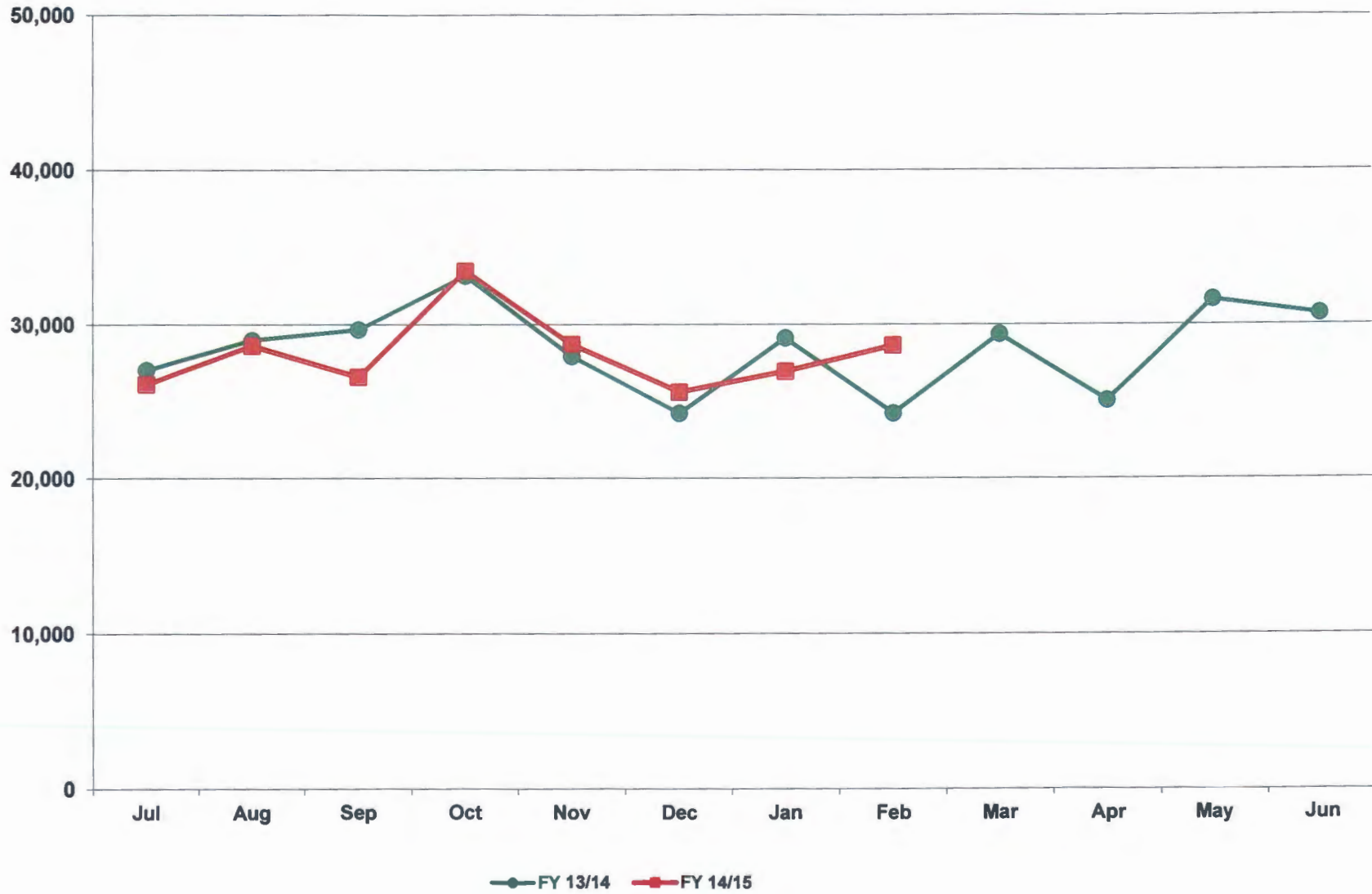
Phoenix Sky Harbor International Airport
Total Enplaned/Deplaned Cargo (Tons)
February 2015



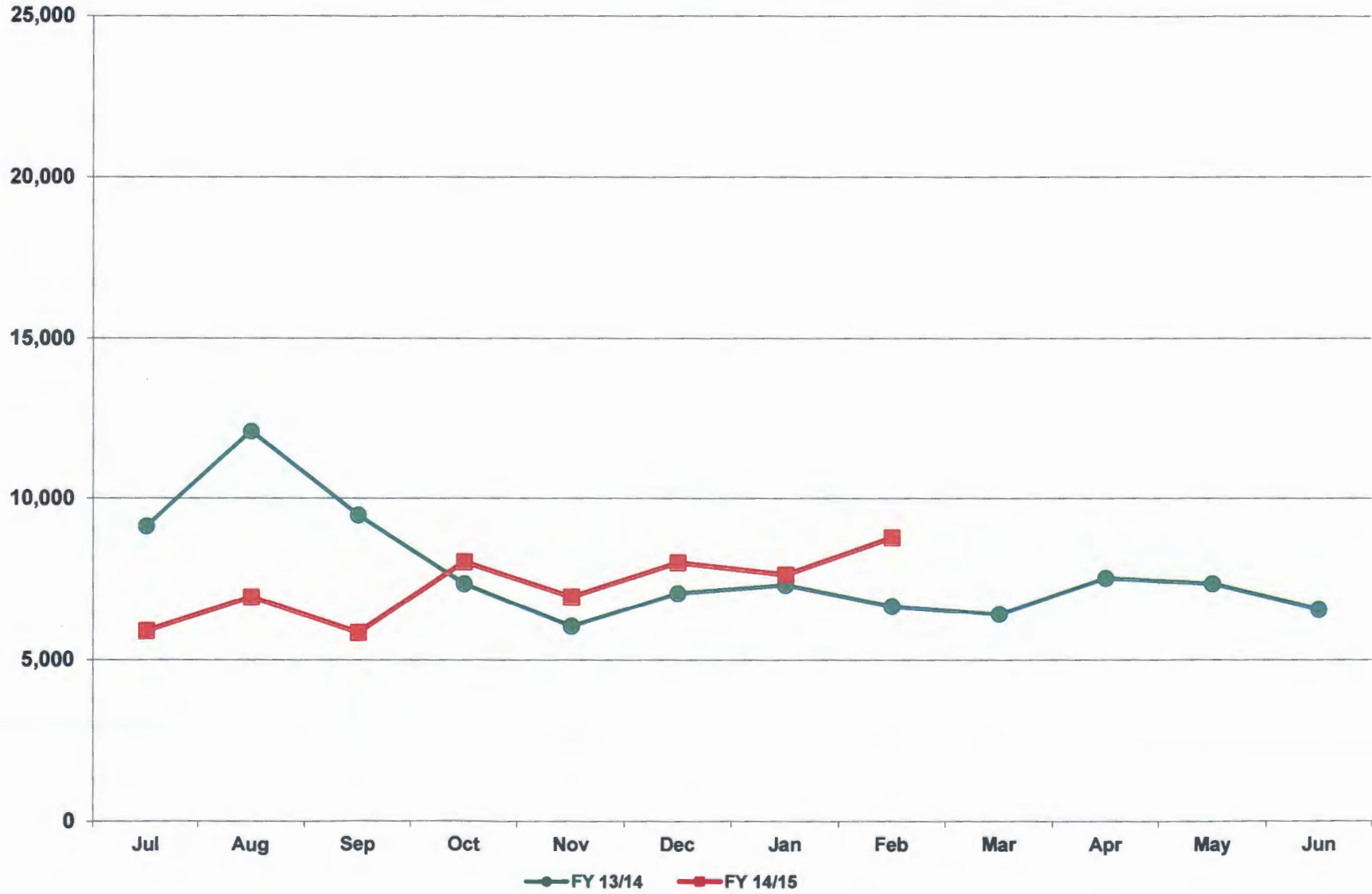
Phoenix Sky Harbor International Airport
Aircraft Operations
February 2015



Deer Valley Airport
Aircraft Operations
February 2015



Goodyear Airport
Aircraft Operations
February 2015



**City of Phoenix Aviation Department
Sky Harbor International Airport
Financial Management Division
Monthly Statistical Reports – March 2015
Table of Contents**

Reports:

- 1 Passengers, Cargo, and Aircraft Operations
- 2 Passenger Activity Report
- 3 Passenger and Activity Worksheet March 2015
- 4 Passenger and Activity Worksheet March 2014
- 5 Enplaned Passengers by Carrier for Fiscal Year 2014/15
- 6 Deplaned Passengers by Carrier for Fiscal Year 2014/15
- 7 Total Passengers by Carrier for Fiscal Year 2014/15
- 8 Enplaned Passengers by Carrier for Calendar Year 2015
- 9 Deplaned Passengers by Carrier for Calendar Year 2015
- 10 Total Passengers by Carrier for Calendar Year 2015
- 11 Airline Landing Weights – All Airlines for Fiscal Year 2014/15
- 12 Airline Landing Weights – Rates & Charges Airlines Only for Fiscal Year 2014/15

Graphs:

- 1 Domestic Enplaned / Deplaned Passengers Terminal 2
- 2 Domestic Enplaned / Deplaned Passengers Terminal 3
- 3 Domestic Enplaned / Deplaned Passengers Terminal 4
- 4 Total Domestic Enplaned / Deplaned Passengers
- 5 Total International Enplaned / Deplaned Passengers
- 6 Total Enplaned / Deplaned Passengers
- 7 Total Enplaned / Deplaned Cargo (in Tons)
- 8 Sky Harbor International Airport Aircraft Operations
- 9 Deer Valley Airport Aircraft Operations
- 10 Goodyear Airport Aircraft Operations

PASSENGERS, CARGO, AND AIRCRAFT OPERATIONS AT PHOENIX AIRPORTS: March 2015

March	2015	2014	%Chg	Fiscal YTD 2014/15	Fiscal YTD 2013/2014	%Chg	Calendar YTD 2015	Calendar YTD 2014	%Chg
PASSENGERS									
T2	144,382	144,930	-0.4%	1,004,421	972,002	3.3%	375,975	366,817	2.5%
T3	218,237	195,795	11.5%	1,450,048	1,769,724	-18.1%	560,180	625,216	-10.4%
T4	1,618,482	1,546,058	4.7%	12,498,976	11,500,237	8.7%	4,195,669	3,912,499	7.2%
International	130,590	127,507	2.4%	849,492	826,932	2.7%	355,556	342,978	3.7%
Total Enplaned	2,111,691	2,014,290	4.8%	15,802,937	15,068,895	4.9%	5,487,380	5,247,510	4.6%
T2	143,611	142,261	0.9%	1,022,022	979,897	4.3%	380,286	364,926	4.2%
T3	223,028	197,609	12.9%	1,487,286	1,794,161	-17.1%	579,516	633,213	-8.5%
T4	1,638,486	1,546,521	5.9%	12,644,818	11,629,462	8.7%	4,208,745	3,951,665	6.5%
International	133,353	129,180	3.2%	874,663	855,298	2.3%	359,568	355,433	1.2%
Total Deplaned	2,138,478	2,015,571	6.1%	16,028,789	15,258,818	5.0%	5,528,115	5,305,237	4.2%
Total	4,250,169	4,029,861	5.5%	31,831,726	30,327,713	5.0%	11,015,495	10,552,747	4.4%
CARGO									
Freight enplaned	11,159	12,043	-7.3%	107,316	109,003	-1.5%	33,470	35,306	-5.2%
Freight deplaned	9,920	10,418	-4.8%	90,356	96,072	-5.9%	29,195	31,692	-7.9%
Total Freight	21,079	22,461	-6.2%	197,672	205,075	-3.6%	62,665	66,998	-6.5%
Mail enplaned	1,945	2,548	-23.7%	19,629	15,870	23.7%	6,014	6,606	-9.0%
Mail deplaned	1,381	2,104	-34.4%	13,490	12,969	4.0%	4,001	5,207	-23.2%
Total Mail	3,326	4,652	-28.5%	33,119	28,839	14.8%	10,015	11,813	-15.2%
Total (Tons)	24,405	27,113	-10.0%	230,791	233,914	-1.3%	72,680	78,811	-7.8%
AIRCRAFT OPERATIONS									
Air Carrier/Air Taxi	38,121	37,178	2.5%	306,581	306,126	0.1%	104,392	102,281	2.1%
General Aviation	2,174	2,070	5.0%	16,014	15,773	1.5%	6,245	5,863	6.5%
Military	341	264	29.2%	2,230	1,727	29.1%	980	644	52.2%
Sky Harbor International	40,636	39,512	2.8%	324,825	323,626	0.4%	111,617	108,788	2.6%
Air Carrier/Air Taxi	549	531	3.4%	4,200	3,856	8.9%	1,694	1,617	4.8%
General Aviation	34,138	28,848	18.3%	255,204	249,993	2.1%	88,507	81,157	9.1%
Military	35	16	118.8%	196	85	130.6%	151	25	504.0%
Deer Valley Airport	34,722	29,395	18.1%	259,600	253,934	2.2%	90,352	82,799	9.1%
Air Carrier/Air Taxi	660	136	385.3%	4,825	816	491.3%	2,168	389	457.3%
General Aviation	9,360	5,997	56.1%	60,287	67,911	-11.2%	23,294	19,119	21.8%
Military	401	286	40.2%	3,384	2,853	18.6%	1,378	890	54.8%
Goodyear Airport	10,421	6,419	62.3%	68,496	71,580	-4.3%	26,840	20,398	31.6%
Total	85,779	75,326	13.9%	652,921	649,140	0.6%	228,809	211,985	7.9%

Passenger Activity Report * * * Sky Harbor International Airport * * * March 2015

Airline	Enplaned Passengers			Deplaned Passengers			Total Passengers		
	2015	2014	% Chg	2015	2014	% Chg	2015	2014	% Chg
TERMINAL 2									
Alaska Airlines	39,150	37,621	4.1%	39,266	38,497	2.0%	78,416	76,118	3.0%
Great Lakes Aviation	212	551	-61.5%	242	491	-50.7%	454	1,042	-56.4%
United Airlines	105,020	106,758	-1.6%	104,103	103,273	0.8%	209,123	210,031	-0.4%
Total	144,382	144,930	-0.4%	143,611	142,261	0.9%	287,993	287,191	0.3%
TERMINAL 3									
Delta Air Lines	147,769	139,288	6.1%	150,995	139,913	7.9%	298,764	279,201	7.0%
Frontier Airlines	28,514	19,382	47.1%	29,338	19,390	51.3%	57,852	38,772	49.2%
Hawaiian Airlines	7,648	6,792	12.6%	7,851	7,240	8.4%	15,499	14,032	10.5%
jetBlue Airways	8,388	8,071	3.9%	8,189	7,970	2.7%	16,577	16,041	3.3%
Spirit Airlines	20,458	17,651	15.9%	21,159	18,442	14.7%	41,617	36,093	15.3%
Total	218,237	195,795	11.5%	223,028	197,609	12.9%	441,265	393,404	12.2%
TERMINAL 4									
Aerovias de Mexico dba Aeromexico		1,234	-100.0%		1,147	-100.0%		2,381	-100.0%
Air Canada	19,715	12,133	62.5%	18,778	11,968	56.9%	38,493	24,101	59.7%
American Airlines	87,952	74,445	18.1%	90,206	74,086	21.8%	178,158	148,531	19.9%
British Airways	9,086	8,479	7.2%	9,803	9,645	1.6%	18,889	18,124	4.2%
Southwest Airlines	662,692	609,057	8.8%	668,817	605,474	10.5%	1,331,509	1,214,531	9.6%
US Airways	936,535	935,868	0.1%	951,650	942,143	1.0%	1,888,185	1,878,011	0.5%
Volaris	1,133	2,473	-54.2%	1,476	2,248	-34.3%	2,609	4,721	-44.7%
WestJet	31,959	29,876	7.0%	31,109	28,990	7.3%	63,068	58,866	7.1%
Total	1,749,072	1,673,565	4.5%	1,771,839	1,675,701	5.7%	3,520,911	3,349,266	5.1%
GRAND TOTAL	2,111,691	2,014,290	4.8%	2,138,478	2,015,571	6.1%	4,250,169	4,029,861	5.5%

Sky Harbor International Airport - Passenger and Activity Worksheet March 2015

Airline	Enplaned Passengers				Deplaned Passengers			Freight		Mail		Landed Weight	Landings				
	Domestic	Connect	Internat'l	Total	Domestic	Internat'l	Total	Enplaned	Deplaned	Enplaned	Deplaned						
TERMINAL 2																	
Alaska Airlines	39,150			39,150	39,266		39,266	2,202	3,989			35,887,000	244				
Great Lakes Aviation	212			212	242		242	70	1			917,700	57				
United Airlines	105,020			105,020	104,103		104,103	44,320	69,459	409,808	459,987	103,786,700	786				
Subtotal Terminal 2	144,382			144,382	143,611		143,611	46,592	73,449	409,808	459,987	140,591,400	1,087				
TERMINAL 3																	
Delta Air Lines	147,769			147,769	150,995		150,995	98,905	111,471	248,739	366,986	164,629,319	1,105				
Frontier Airlines	28,514			28,514	29,338		29,338					29,744,180	217				
Hawaiian Airlines	7,648			7,648	7,851		7,851	62,700	82,152			10,460,000	33				
jetBlue Airways	8,388			8,388	8,189		8,189					8,804,000	62				
Spirit Airlines	20,458			20,458	21,159		21,159					18,180,283	125				
Subtotal Terminal 3	218,237			218,237	223,028		223,028	162,677	203,298	271,701	442,566	237,102,182	1,579				
TERMINAL 4																	
Air Canada			19,715	19,715		18,778	18,778	3,462	1,322			20,960,800	155				
American Airlines	87,952			87,952	90,206		90,206	28,813	45,097	20,962	75,277	100,806,500	726				
British Airways			9,086	9,086		9,803	9,803	439,006	577,108			19,488,832	31				
Southwest Airlines	520,172	142,520		662,692	668,817		668,817	1,816,689	1,809,424			680,578,000	5,320				
US Airways	563,915	303,923		936,535	879,463	72,187	951,650	587,154	492,655	3,179,294	1,648,162	1,051,776,900	8,479				
Volaris			1,133	1,133		1,476	1,476					1,600,555	11				
WestJet			31,959	31,959		31,109	31,109					33,539,200	242				
Subtotal Terminal 4	1,172,039	446,443	130,590	1,749,072	1,638,486	133,353	1,771,839	2,875,124	2,925,606	3,200,256	1,723,439	1,908,750,787	14,964				
Total Passenger Airlines	1,534,658	446,443	130,590	2,111,691	2,005,125	133,353	2,138,478	3,084,393	3,202,353	3,881,765	2,625,992	2,286,444,369	17,630				
AIR CARGO (SOUTH)																	
Federal Express								11,752,001	8,436,048			61,001,900	164				
United Parcel Service								5,533,928	5,951,385	8,375	135,189	32,777,120	108				
Subtotal Air Cargo (South)								17,285,929	14,387,433	8,375	135,189	93,779,020	272				
AIR CARGO (WEST)																	
Ameriflight								395,886	506,343			4,588,512	323				
DHL Express/Atlas Air								1,311,324	1,403,233			12,169,000	43				
Empire Airlines								122,690	100,121			773,500	91				
IFL Group								117,066	239,688			986,000	17				
Subtotal Air Cargo (West)								1,946,966	2,249,385			18,517,012	474				
Total Cargo Airlines								19,232,895	16,636,818	8,375	135,189	112,296,032	746				
Grand Total	1,534,658	446,443	130,590	2,111,691	2,005,125	133,353	2,138,478	22,317,288	19,839,171	3,890,140	2,761,181	2,398,740,401	18,376				
Total All Passengers:	4,250,169							Total Air Cargo in Tons:	11,159	+	9,920	+	1,945	+	1,381	=	24,404

Sky Harbor International Airport - Passenger and Activity Worksheet March 2014

Airline	Enplaned Passengers				Deplaned Passengers			Freight		Mail		Landed Weight	Landings
	Domestic	Connect	Internat'l	Total	Domestic	Internat'l	Total	Enplaned	Deplaned	Enplaned	Deplaned		
TERMINAL 2													
Alaska Airlines	37,621			37,621	38,497		38,497	8,003	36,583			35,197,200	253
Great Lakes Aviation	551			551	491		491	85	127			1,465,100	91
United Airlines	106,758			106,758	103,273		103,273	103,079	68,793	258,044	482,622	109,408,892	873
Subtotal Terminal 2	144,930			144,930	142,261		142,261	111,167	105,503	258,044	482,622	146,071,192	1,217
TERMINAL 3													
Delta Air Lines	139,288			139,288	139,913		139,913	89,969	66,681	306,008	345,430	152,424,300	933
Frontier Airlines	19,382			19,382	19,390		19,390					19,146,780	140
Hawaiian Airlines	6,792			6,792	7,240		7,240	95,808	37,804			9,670,000	31
jetBlue Airways	8,071			8,071	7,970		7,970					8,662,000	61
MN Airlines dba Sun Country	4,611			4,611	4,654		4,654			20,706	18,243	4,908,400	35
Spirit Airlines	17,651			17,651	18,442		18,442					17,564,042	124
Subtotal Terminal 3	195,795			195,795	197,609		197,609	185,777	104,485	326,714	363,673	212,375,522	1,324
TERMINAL 4													
Aerovias de Mexico dba Aeromexico			1,234	1,234			1,147	1,147				1,319,019	31
Air Canada			12,133	12,133			11,968	11,968	3,631	1,913		12,580,300	92
American Airlines	74,445			74,445	74,086		74,086	1,668	28,910			70,825,500	626
British Airways			8,479	8,479			9,645	9,645	427,766	352,557		19,488,832	31
Southwest Airlines	475,108	133,949		609,057	605,474		605,474	1,595,616	1,652,821			639,984,000	5,068
US Airways	529,604	332,952	73,312	935,868	866,961	75,182	942,143	1,843,738	1,578,057	4,397,151	3,220,747	1,072,581,100	8,598
Volaris			2,473	2,473			2,248	2,248				3,905,484	27
WestJet			29,876	29,876			28,990	28,990				28,555,100	205
Subtotal Terminal 4	1,079,157	466,901	127,507	1,673,565	1,546,521	129,180	1,675,701	3,872,419	3,614,258	4,397,151	3,220,747	1,849,239,335	14,678
Total Passenger Airlines	1,419,882	466,901	127,507	2,014,290	1,886,391	129,180	2,015,571	4,169,363	3,824,246	4,981,909	4,067,042	2,207,686,049	17,219
AIR CARGO (SOUTH)													
Federal Express								11,997,461	8,803,083			58,264,900	143
United Parcel Service								5,613,781	5,742,188	114,410	141,347	33,845,880	110
Subtotal Air Cargo (South)								17,611,242	14,545,271	114,410	141,347	92,110,780	253
AIR CARGO (WEST)													
ABX Air								1,602,492	1,752,941			11,516,000	42
Aimet Systems								8,628	5,694			327,600	21
Ameriflight								426,986	406,754			4,363,478	318
Empire Airlines								124,600	95,342			807,500	95
IFL Group								109,013	201,338			928,000	16
Subtotal Air Cargo (West)								2,271,719	2,462,069			17,942,578	492
Total Cargo Airlines								19,882,961	17,007,340	114,410	141,347	110,053,358	745
Grand Total	1,419,882	466,901	127,507	2,014,290	1,886,391	129,180	2,015,571	24,052,324	20,831,586	5,096,319	4,208,389	2,317,739,407	17,964

Total All Passengers: 4,029,861

Total Air Cargo In Tons: 12,026 + 10,416 + 2,548 + 2,104 = 27,094

Sky Harbor International Airport - Enplaned Passengers by Carrier
Fiscal Year 2014/15

Airline	Jul	Aug	Sep	Oct	Nov	Dec	Jan	Feb	Mar	Apr	May	Jun	Total
TERMINAL 2													
Alaska Airlines	25,780	24,036	23,274	28,460	34,149	33,732	30,099	33,019	39,150				271,699
Great Lakes Aviation	487	523	408	412	293	333	162	150	212				2,980
United Airlines	61,915	65,350	70,066	89,616	86,718	82,894	79,853	88,310	105,020				729,742
Total	88,182	89,909	93,748	118,488	121,160	116,959	110,114	121,479	144,382				1,004,421
TERMINAL 3													
Delta Air Lines	105,945	99,774	86,299	100,828	98,787	108,943	104,691	111,331	147,769				964,367
Frontier Airlines	19,787	16,619	18,176	19,569	23,382	31,428	27,477	26,771	28,514				211,723
Hawaiian Airlines	6,834	6,935	6,847	7,115	6,916	7,611	6,908	6,360	7,648				63,174
jetBlue Airways	7,419	7,711	6,794	7,675	6,762	7,337	6,676	7,285	8,388				66,047
Spirit Airlines	8,089	7,014	6,764	8,200	15,245	18,030	16,469	16,995	20,458				117,264
Total	148,074	138,053	124,880	146,064	154,655	178,142	167,444	174,499	218,237				1,450,048
TERMINAL 4													
Aerovias de Mexico dba Aeromexico	1,078	1,204	24										2,306
Air Canada	3,613	3,790	3,587	5,117	6,669	9,305	11,993	13,514	19,715				77,303
American Airlines	64,567	62,712	57,126	68,168	73,573	81,213	74,198	71,162	87,952				640,671
British Airways	7,992	8,998	9,197	8,943	7,889	8,607	7,771	6,803	9,086				75,286
Southwest Airlines	558,987	523,019	484,473	524,070	534,097	576,007	521,308	516,527	662,692				4,901,180
US Airways	939,513	882,646	701,648	847,730	777,012	866,304	772,194	747,243	936,535				7,470,825
Volaris	1,972	1,439	1,176	1,422	1,180	2,097	1,372	1,085	1,133				12,876
WestJet	5,291	6,169	5,491	9,645	26,614	25,869	28,069	28,914	31,959				168,021
Total	1,583,013	1,489,977	1,262,722	1,465,095	1,427,034	1,569,402	1,416,905	1,385,248	1,749,072				13,348,468
GRAND TOTAL	1,819,269	1,717,939	1,481,350	1,729,647	1,702,849	1,864,503	1,694,463	1,681,226	2,111,691				15,802,937

Sky Harbor International Airport - Deplaned Passengers by Carrier
Fiscal Year 2014/15

Airline	Jul	Aug	Sep	Oct	Nov	Dec	Jan	Feb	Mar	Apr	May	Jun	Total
TERMINAL 2													
Alaska Airlines	25,042	25,796	25,681	31,228	34,310	33,064	33,224	31,869	39,266				279,480
Great Lakes Aviation	431	512	481	439	297	325	176	175	242				3,078
United Airlines	62,341	66,165	73,777	92,692	86,685	82,470	87,828	83,403	104,103				739,464
Total	87,814	92,473	99,939	124,359	121,292	115,859	121,228	115,447	143,611				1,022,022
TERMINAL 3													
Delta Air Lines	104,537	101,707	90,766	105,047	100,227	109,921	113,822	110,629	150,995				987,651
Frontier Airlines	19,966	16,469	18,838	20,609	23,088	31,464	29,257	26,849	29,338				215,878
Hawaiian Airlines	7,177	7,438	6,858	7,648	6,701	7,636	7,263	6,160	7,851				64,732
jetBlue Airways	7,804	7,966	7,066	8,136	6,964	7,815	7,625	6,877	8,189				68,442
Spirit Airlines	8,364	7,060	6,808	8,345	15,591	18,296	18,330	17,361	21,159				121,314
Total	147,848	140,640	130,336	152,633	156,120	180,193	182,745	173,743	223,028				1,487,286
TERMINAL 4													
Aerovias de Mexico dba Aeromexico	1,263	1,098	41										2,402
Air Canada	3,406	3,618	3,442	5,772	7,159	10,991	12,863	14,393	18,778				80,422
American Airlines	67,606	64,895	60,008	70,413	74,307	86,142	79,484	68,757	90,206				661,818
British Airways	10,253	9,510	9,883	10,177	8,330	8,440	9,236	7,490	9,803				83,122
Southwest Airlines	567,366	523,020	491,227	533,971	533,888	576,368	543,104	499,985	668,817				4,937,746
US Airways	967,876	899,203	714,947	863,596	784,711	881,677	803,752	705,157	951,650				7,572,569
Volaris	2,341	1,910	1,031	1,536	1,628	2,058	1,857	1,135	1,476				14,972
WestJet	5,511	6,301	6,006	12,847	27,710	27,685	19,385	29,876	31,109				166,430
Total	1,625,622	1,509,555	1,286,585	1,498,312	1,437,733	1,593,361	1,469,681	1,326,793	1,771,839				13,519,481
GRAND TOTAL	1,861,284	1,742,668	1,516,860	1,775,304	1,715,145	1,889,413	1,773,654	1,615,983	2,138,478				16,028,789

Sky Harbor International Airport - Total Passengers by Carrier
Fiscal Year 2014/15

Airline	Jul	Aug	Sep	Oct	Nov	Dec	Jan	Feb	Mar	Apr	May	Jun	Total
TERMINAL 2													
Alaska Airlines	50,822	49,832	48,955	59,688	68,459	66,796	63,323	64,888	78,416				551,179
Great Lakes Aviation	918	1,035	889	851	590	658	338	325	454				6,058
United Airlines	124,256	131,515	143,843	182,308	173,403	165,364	167,681	171,713	209,123				1,469,206
Total	175,996	182,382	193,687	242,847	242,452	232,818	231,342	236,926	287,993				2,026,443
TERMINAL 3													
Delta Air Lines	210,482	201,481	177,065	205,875	199,014	218,864	218,513	221,960	298,764				1,952,018
Frontier Airlines	39,753	33,088	37,014	40,178	46,470	62,892	56,734	53,620	57,852				427,601
Hawaiian Airlines	14,011	14,373	13,705	14,763	13,617	15,247	14,171	12,520	15,499				127,906
jetBlue Airways	15,223	15,677	13,860	15,811	13,726	15,152	14,301	14,162	16,577				134,489
Spirit Airlines	16,453	14,074	13,572	16,545	30,836	36,326	34,799	34,356	41,617				238,578
Total	295,922	278,693	255,216	298,697	310,775	358,335	350,189	348,242	441,265				2,937,334
TERMINAL 4													
Aerovias de Mexico dba Aeromexico	2,341	2,302	65										4,708
Air Canada	7,019	7,408	7,029	10,889	13,828	20,296	24,856	27,907	38,493				157,725
American Airlines	132,173	127,607	117,134	138,581	147,880	167,355	153,682	139,919	178,158				1,302,489
British Airways	18,245	18,508	19,080	19,120	16,219	17,047	17,007	14,293	18,889				158,408
Southwest Airlines	1,126,353	1,046,039	975,700	1,058,041	1,067,985	1,152,375	1,064,412	1,016,512	1,331,509				9,838,926
US Airways	1,907,389	1,781,849	1,416,595	1,711,326	1,561,723	1,747,981	1,575,946	1,452,400	1,888,185				15,043,394
Volaris	4,313	3,349	2,207	2,958	2,808	4,155	3,229	2,220	2,609				27,848
WestJet	10,802	12,470	11,497	22,492	54,324	53,554	47,454	58,790	63,068				334,451
Total	3,208,635	2,999,532	2,549,307	2,963,407	2,864,767	3,162,763	2,886,586	2,712,041	3,520,911				26,867,949
GRAND TOTAL	3,680,553	3,460,607	2,998,210	3,504,951	3,417,994	3,753,916	3,468,117	3,297,209	4,250,169				31,831,726

Sky Harbor International Airport - Enplaned Passengers by Carrier
Calendar Year 2015

Airline	Jan	Feb	Mar	Apr	May	Jun	Jul	Aug	Sep	Oct	Nov	Dec	Total
TERMINAL 2													
Alaska Airlines	30,099	33,019	39,150										102,268
Great Lakes Aviation	162	150	212										524
United Airlines	79,853	88,310	105,020										273,183
Total	110,114	121,479	144,382										375,975
TERMINAL 3													
Delta Air Lines	104,691	111,331	147,769										363,791
Frontier Airlines	27,477	26,771	28,514										82,762
Hawaiian Airlines	6,908	6,360	7,648										20,916
jetBlue Airways	6,676	7,285	8,388										22,349
MN Airlines dba Sun Country	5,223	5,757	5,460										16,440
Spirit Airlines	16,469	16,995	20,458										53,922
Total	167,444	174,499	218,237										560,180
TERMINAL 4													
Air Canada	11,993	13,514	19,715										45,222
American Airlines	74,198	71,162	87,952										233,312
British Airways	7,771	6,803	9,086										23,660
Southwest Airlines	521,308	516,527	662,692										1,700,527
US Airways	772,194	747,243	936,535										2,455,972
Volaris	1,372	1,085	1,133										3,590
WestJet	28,069	28,914	31,959										88,942
Total	1,416,905	1,385,248	1,749,072										4,551,225
GRAND TOTAL	1,694,463	1,681,226	2,111,691										5,487,380

Sky Harbor International Airport - Deplanned Passengers by Carrier
Calendar Year 2015

Airline	Jan	Feb	Mar	Apr	May	Jun	Jul	Aug	Sep	Oct	Nov	Dec	Total
TERMINAL 2													
Alaska Airlines	33,224	31,869	39,266										104,359
Great Lakes Aviation	176	175	242										593
United Airlines	87,828	83,403	104,103										275,334
Total	121,228	115,447	143,611										380,286
TERMINAL 3													
Delta Air Lines	113,822	110,629	150,995										375,446
Frontier Airlines	29,257	26,849	29,338										85,444
Hawaiian Airlines	7,263	6,160	7,851										21,274
jetBlue Airways	7,625	6,877	8,189										22,691
MN Airlines dba Sun Country	6,448	5,867	5,496										17,811
Spirit Airlines	18,330	17,361	21,159										56,850
Total	182,745	173,743	223,028										579,516
TERMINAL 4													
Air Canada	12,863	14,393	18,778										46,034
American Airlines	79,484	68,757	90,206										238,447
British Airways	9,236	7,490	9,803										26,529
Southwest Airlines	543,104	499,985	668,817										1,711,906
US Airways	803,752	705,157	951,650										2,460,559
Volaris	1,857	1,135	1,476										4,468
WestJet	19,385	29,876	31,109										80,370
Total	1,469,681	1,326,793	1,771,839										4,568,313
GRAND TOTAL	1,773,654	1,615,983	2,138,478										5,528,115

Sky Harbor International Airport - Total Passengers by Carrier
Calendar Year 2015

Airline	Jan	Feb	Mar	Apr	May	Jun	Jul	Aug	Sep	Oct	Nov	Dec	Total
TERMINAL 2													
Alaska Airlines	63,323	64,888	78,416										206,627
Great Lakes Aviation	338	325	454										1,117
United Airlines	167,681	171,713	209,123										548,517
Total	231,342	236,926	287,993										756,261
TERMINAL 3													
Delta Air Lines	218,513	221,960	298,764										739,237
Frontier Airlines	56,734	53,620	57,852										168,206
Hawaiian Airlines	14,171	12,520	15,499										42,190
jetBlue Airways	14,301	14,162	16,577										45,040
MN Airlines dba Sun Country	11,671	11,624	10,956										34,251
Spirit Airlines	34,799	34,356	41,617										110,772
Total	350,189	348,242	441,265										1,139,696
TERMINAL 4													
Air Canada	24,856	27,907	38,493										91,256
American Airlines	153,682	139,919	178,158										471,759
British Airways	17,007	14,293	18,889										50,189
Southwest Airlines	1,064,412	1,016,512	1,331,509										3,412,433
US Airways	1,575,946	1,452,400	1,888,185										4,916,531
Volaris	3,229	2,220	2,609										8,058
WestJet	47,454	58,790	63,068										169,312
Total	2,886,586	2,712,041	3,520,911										9,119,538
GRAND TOTAL	3,468,117	3,297,209	4,250,169										11,015,495

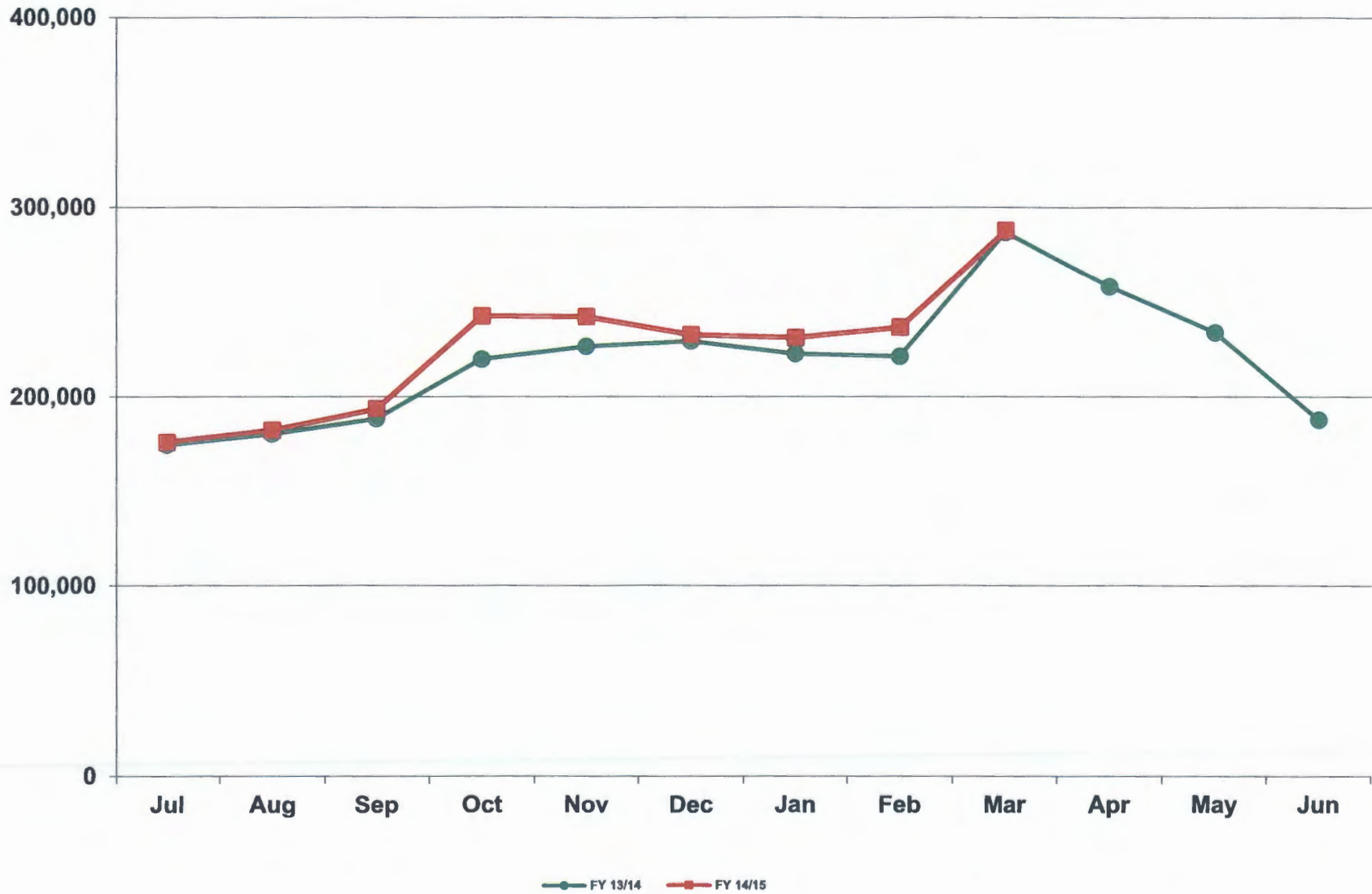
Sky Harbor International Airport
Landing Weights (in Thousands) Fiscal Year 2014/15 - All Airlines

Airline	Jul	Aug	Sep	Oct	Nov	Dec	Jan	Feb	Mar	Apr	May	Jun	Total
Aerovias de Mexico dba Aeromexico	1,319	1,319	43										2,681
Air Canada	4,245	4,216	4,088	6,260	7,920	12,519	15,156	15,207	20,961				90,572
Alaska Airlines	25,230	26,226	27,329	31,062	33,997	30,916	31,397	30,949	35,887				272,993
American Airlines	65,143	65,352	63,213	70,696	77,744	85,876	83,093	72,594	100,807				684,518
British Airways	19,489	19,489	18,860	19,489	18,231	18,860	18,860	16,345	19,489				169,112
Delta Air Lines	108,225	107,197	95,136	110,827	110,578	123,995	133,318	131,005	164,629				1,084,910
Frontier Airlines	20,022	18,609	19,707	20,703	24,396	32,273	31,400	28,053	29,744				224,907
Great Lakes Aviation	1,304	1,481	1,385	1,336	1,030	1,304	853	725	918				10,336
Hawaiian Airlines	9,920	9,920	9,575	10,165	9,600	9,795	10,240	8,960	10,460				88,635
jetBlue Airways	8,378	8,804	8,094	8,804	7,952	8,520	8,236	7,810	8,804				75,402
Southwest Airlines	623,450	599,066	570,416	591,890	579,492	610,924	611,692	548,556	680,578				5,416,064
Spirit Airlines	8,896	8,898	8,476	8,767	17,108	18,042	18,042	15,860	18,180				122,269
United Airlines	64,221	69,811	78,199	96,200	94,844	88,633	91,224	89,888	103,787				776,807
US Airways	1,079,915	1,014,777	837,220	991,594	927,814	1,010,394	959,593	865,576	1,051,777				8,738,660
Volaris	2,037	1,892	1,707	1,884	1,892	2,328	1,892	1,746	1,601				16,979
WestJet	6,215	6,413	6,008	14,669	32,526	33,212	34,374	30,682	33,539				197,638
Passenger	2,048,009	1,963,470	1,749,456	1,988,008	1,949,078	2,093,072	2,056,222	1,869,707	2,286,445				18,003,467
ABX Air	11,990	11,814	11,522	12,512	10,652	11,512	12,077	3,264					85,343
Airnet Systems	73	41											114
Ameriflight	4,706	4,397	3,890	4,434	3,655	4,246	4,085	3,938	4,589				37,940
Empire Airlines	791	850	757	833	918	1,012	944	867	774				7,746
Federal Express	60,310	60,298	57,847	67,090	60,777	106,953	64,731	59,378	61,002				598,386
IFL Group	1,160	1,044	928	1,102	870	986	986	928	986				8,990
United Parcel Service	36,015	33,859	33,927	37,793	35,993	75,438	34,845	31,944	32,777				352,591
Cargo	115,045	112,303	108,871	123,764	112,865	200,147	117,668	108,243	112,297				1,111,203
Grand Total	2,163,054	2,075,773	1,858,327	2,111,772	2,061,943	2,293,219	2,173,890	1,977,950	2,398,742				19,114,670

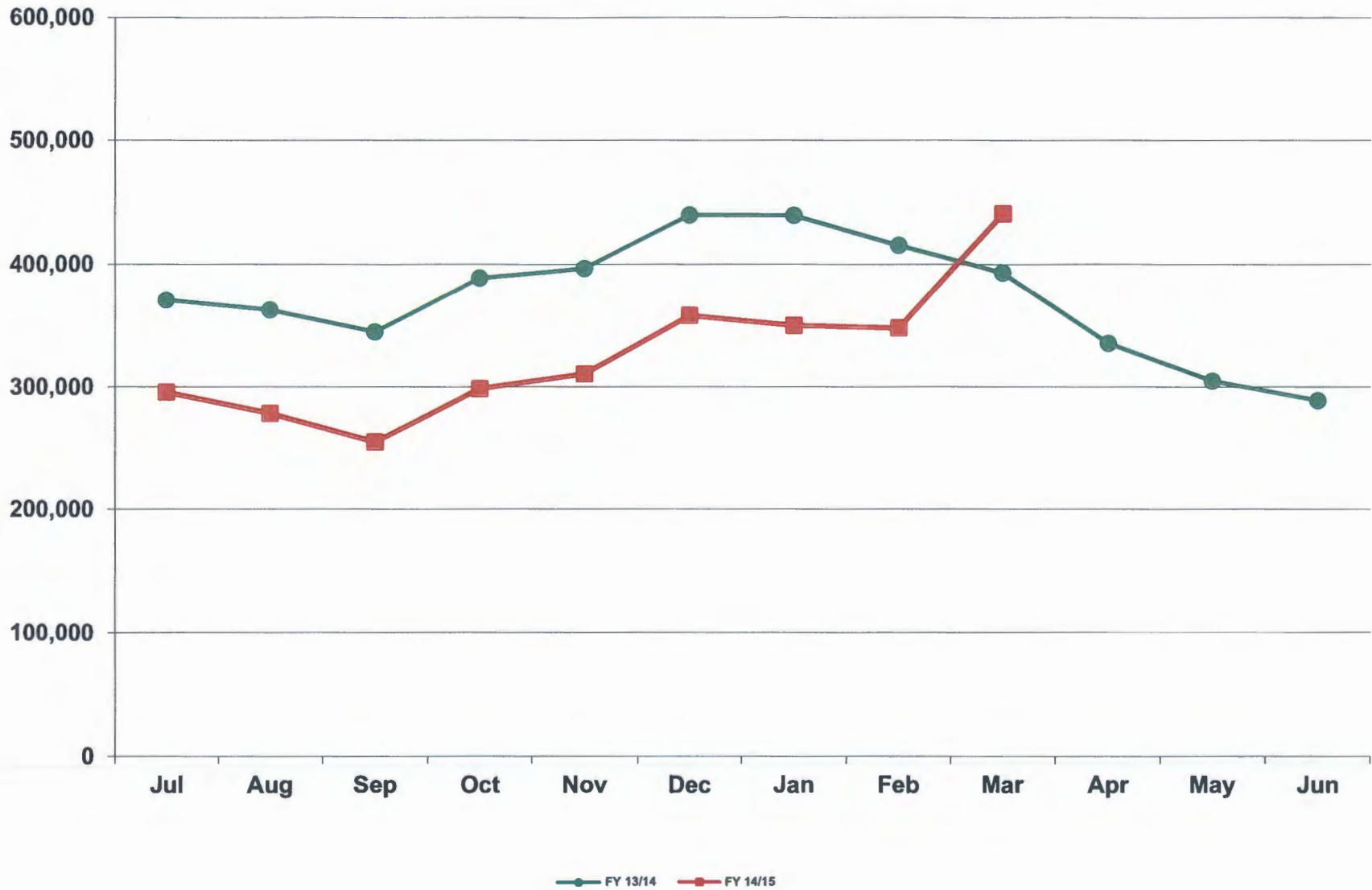
Sky Harbor International Airport
Landing Weights (in Thousands) Fiscal Year 2014/15 - Rates & Charges Airlines

Airline	Jul	Aug	Sep	Oct	Nov	Dec	Jan	Feb	Mar	Apr	May	Jun	Total
Aerovias de Mexico dba Aeromexico	1,319	1,319	43										2,681
Air Canada	4,245	4,216	4,088	6,260	7,920	12,519	15,156	15,207	20,961				90,572
Alaska Airlines	25,230	26,226	27,329	31,062	33,997	30,916	31,397	30,949	35,887				272,993
American Airlines	65,143	65,352	63,213	70,696	77,744	85,876	83,093	72,594	100,807				684,518
British Airways	19,489	19,489	18,860	19,489	18,231	18,860	18,860	16,345	19,489				169,112
Delta Air Lines	108,225	107,197	95,047	110,827	105,861	120,089	130,612	131,005	161,096				1,069,959
Frontier Airlines	20,022	18,609	19,707	20,703	24,396	32,273	31,400	28,053	29,744				224,907
Great Lakes Aviation	1,304	1,481	1,385	1,336	1,030	1,304	853	725	918				10,336
Hawaiian Airlines	9,920	9,920	9,575	10,165	9,600	9,795	10,240	8,960	10,460				88,635
jetBlue Airways	8,378	8,804	8,094	8,804	7,952	8,520	8,236	7,810	8,804				75,402
Southwest Airlines	623,450	599,066	570,416	591,890	579,492	610,924	611,692	548,556	680,578				5,416,064
Spirit Airlines	8,896	8,898	8,476	8,767	17,108	18,042	18,042	15,860	18,180				122,269
United Airlines	64,221	69,811	78,199	96,200	94,844	88,633	91,224	89,888	103,787				776,807
US Airways	1,079,915	1,014,777	837,220	991,594	927,814	1,010,394	959,593	865,576	1,051,777				8,738,660
Volaris	2,037	1,892	1,707	1,884	1,892	2,328	1,892	1,746	1,601				16,979
WestJet	6,215	6,413	6,008	14,669	32,526	33,212	34,374	30,682	33,539				197,638
Passenger	2,048,009	1,963,470	1,749,367	1,988,008	1,944,361	2,089,166	2,053,516	1,869,707	2,282,912				17,988,516
ABX Air	11,990	11,814	11,522	12,512	10,652	11,512	12,077	3,264					85,343
Atlas Air								7,924	12,169				20,093
Federal Express	60,310	60,298	57,847	67,090	60,777	106,953	64,731	59,378	61,002				598,386
IFL Group	1,160	1,044	928	1,102	870	986	986	928	986				8,990
United Parcel Service	36,015	33,859	33,927	37,793	35,993	75,438	34,845	31,944	32,777				352,591
Cargo	109,475	107,015	104,224	118,497	108,292	194,889	112,639	103,438	106,934				1,065,403
Grand Total	2,157,484	2,070,485	1,853,591	2,106,505	2,052,653	2,284,055	2,166,155	1,973,145	2,389,846				19,053,919

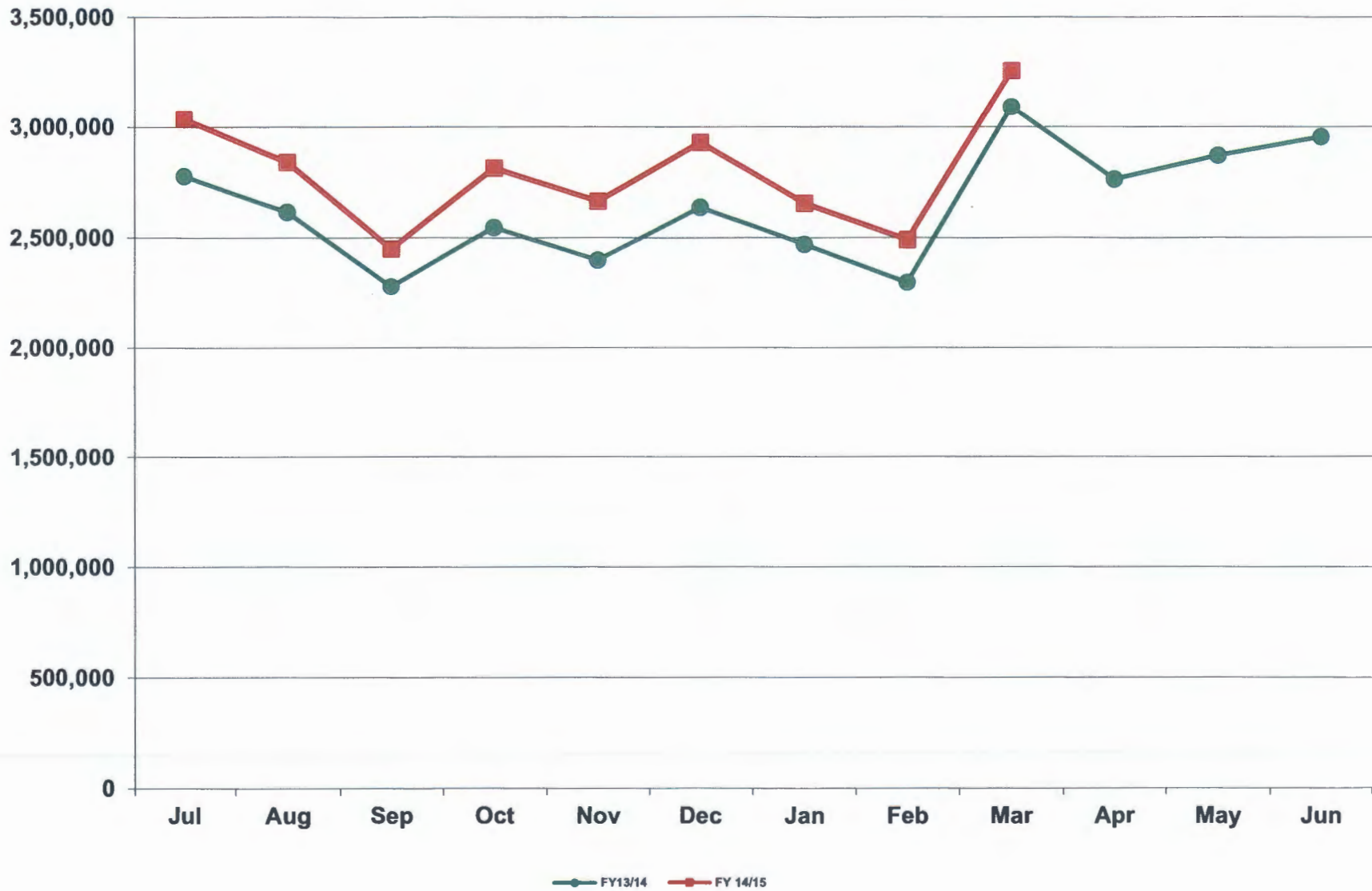
Phoenix Sky Harbor International Airport
Domestic Enplaned/Deplaned Passengers Terminal 2
March 2015



Phoenix Sky Harbor International Airport
Domestic Enplaned/Deplaned Passengers Terminal 3
March 2015



Phoenix Sky Harbor International Airport
Domestic Enplaned/Deplaned Passengers Terminal 4
March 2015



Phoenix Sky Harbor International Airport
Total Domestic Enplaned/Deplaned Passengers
March 2015



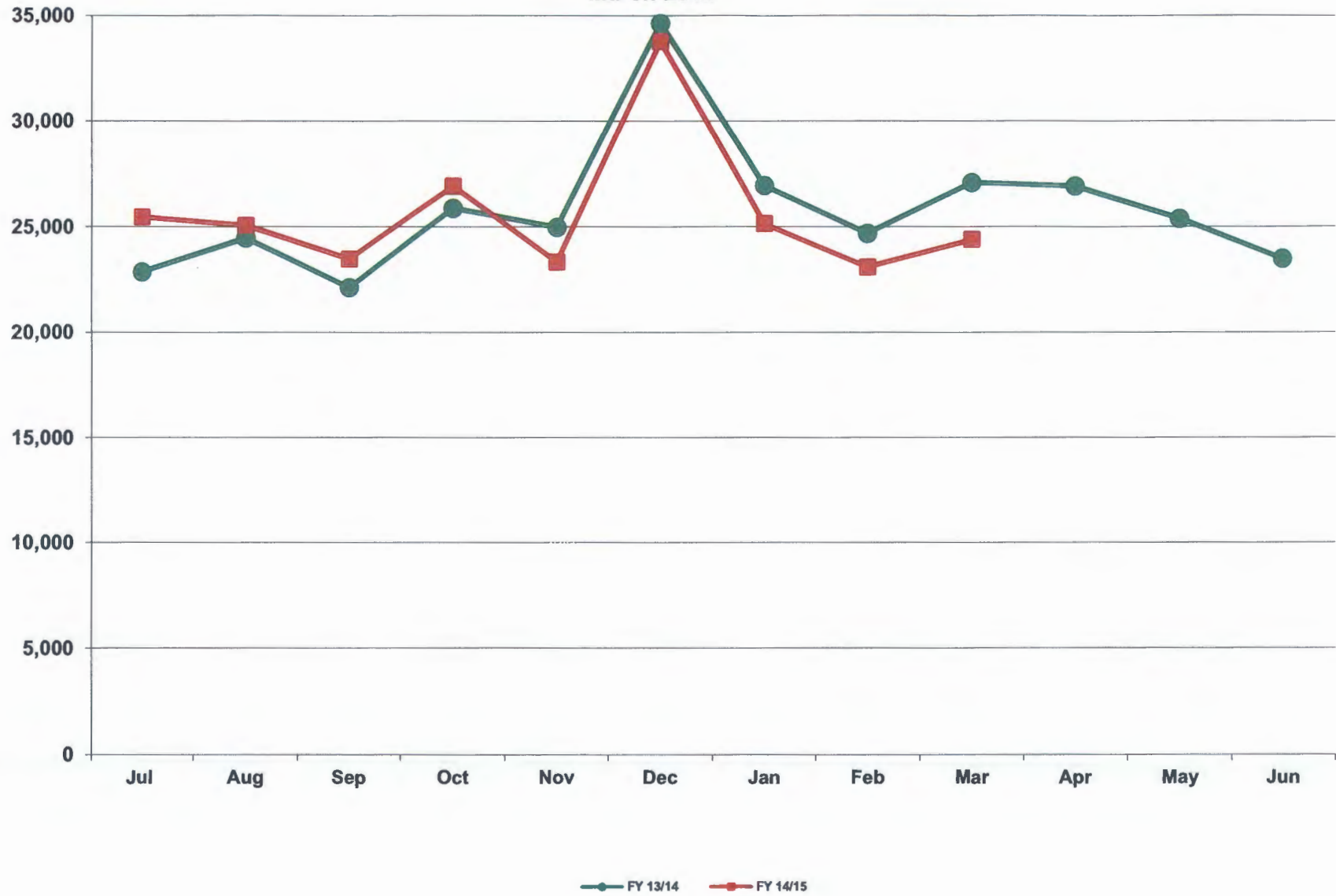
Phoenix Sky Harbor International Airport
Total International Enplaned/Deplaned Passengers
March 2015



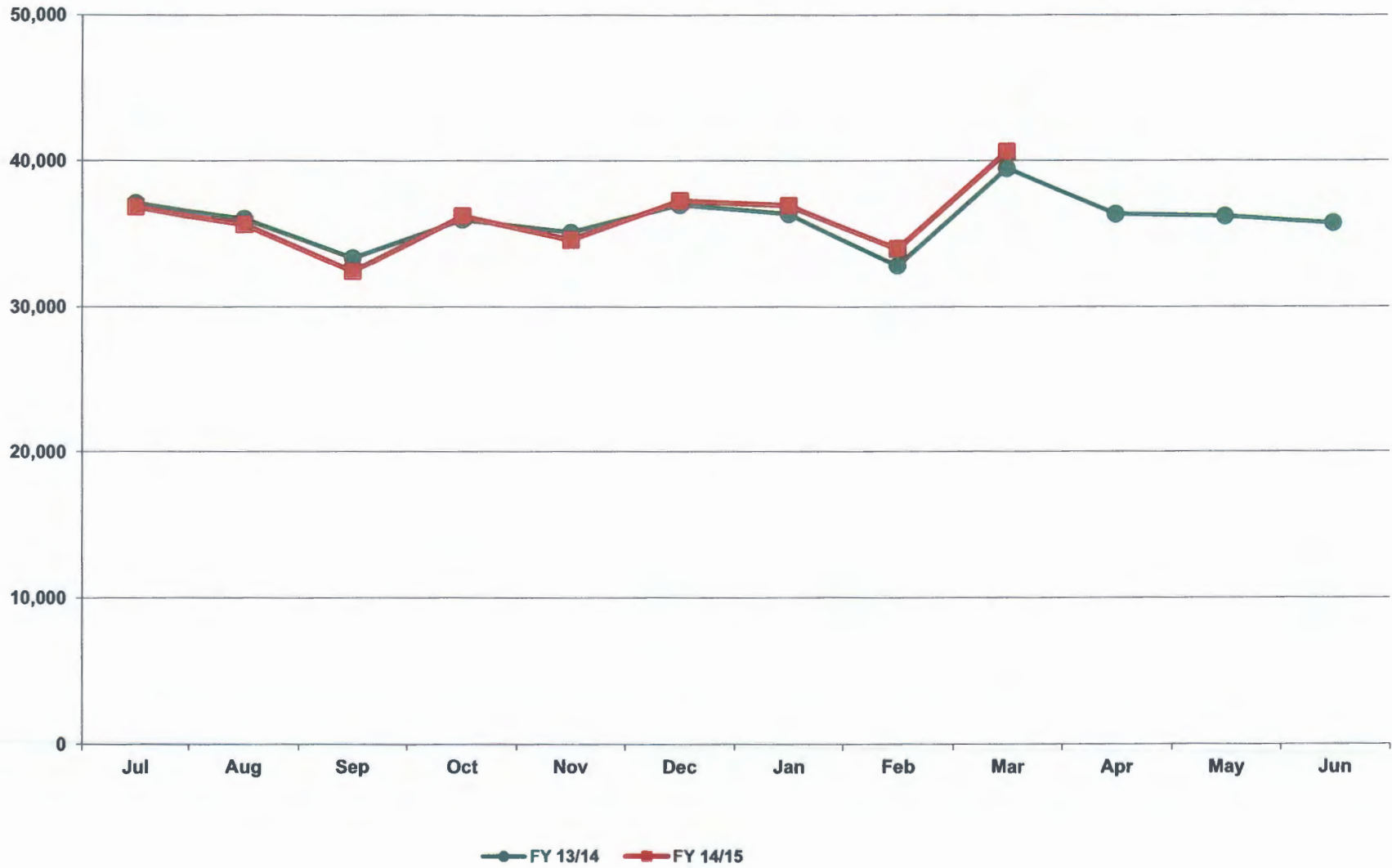
Phoenix Sky Harbor International Airport
Total Enplaned/Deplaned Passengers
March 2015



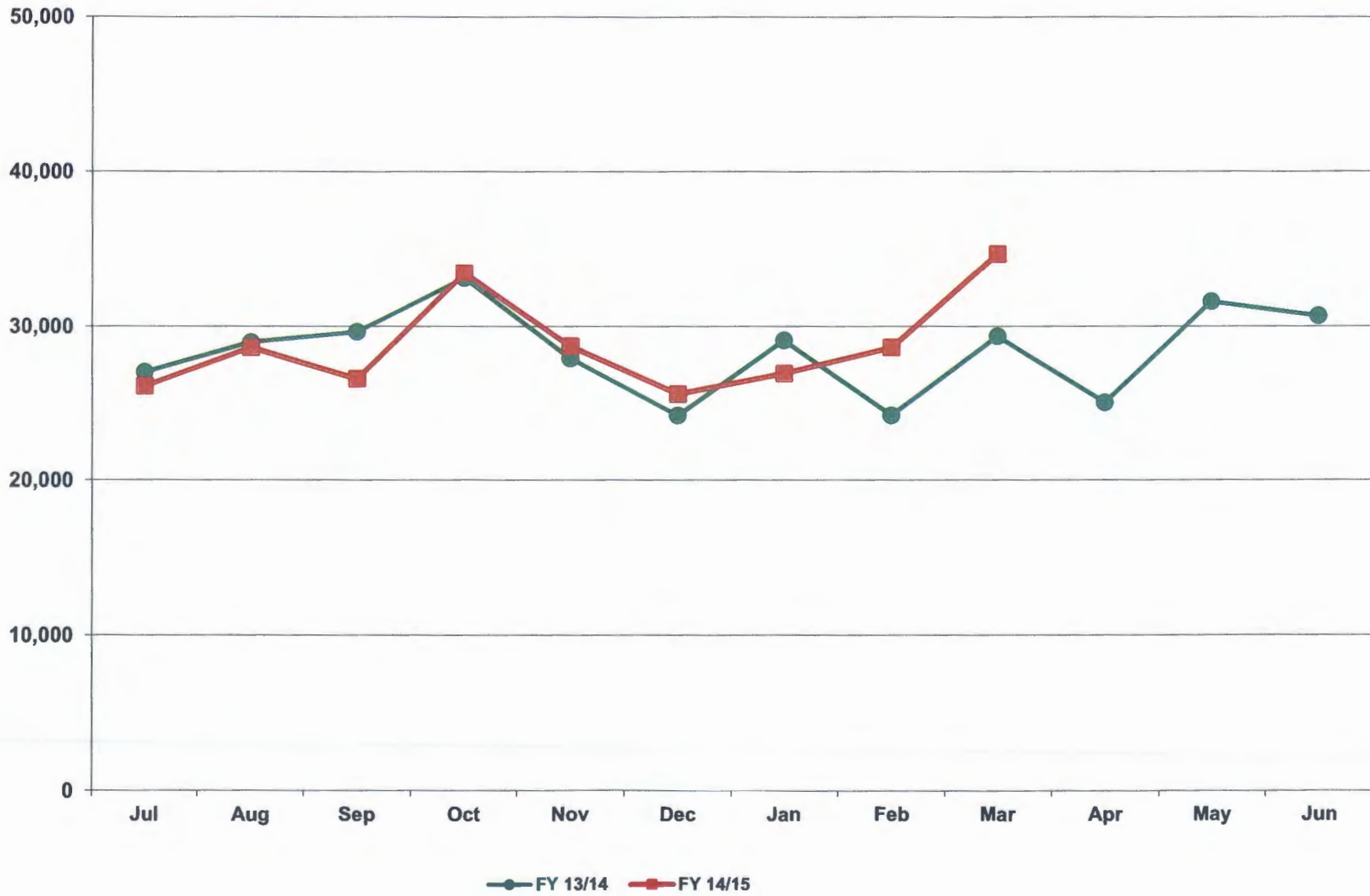
Phoenix Sky Harbor International Airport
Total Enplaned/Deplaned Cargo (Tons)
March 2015



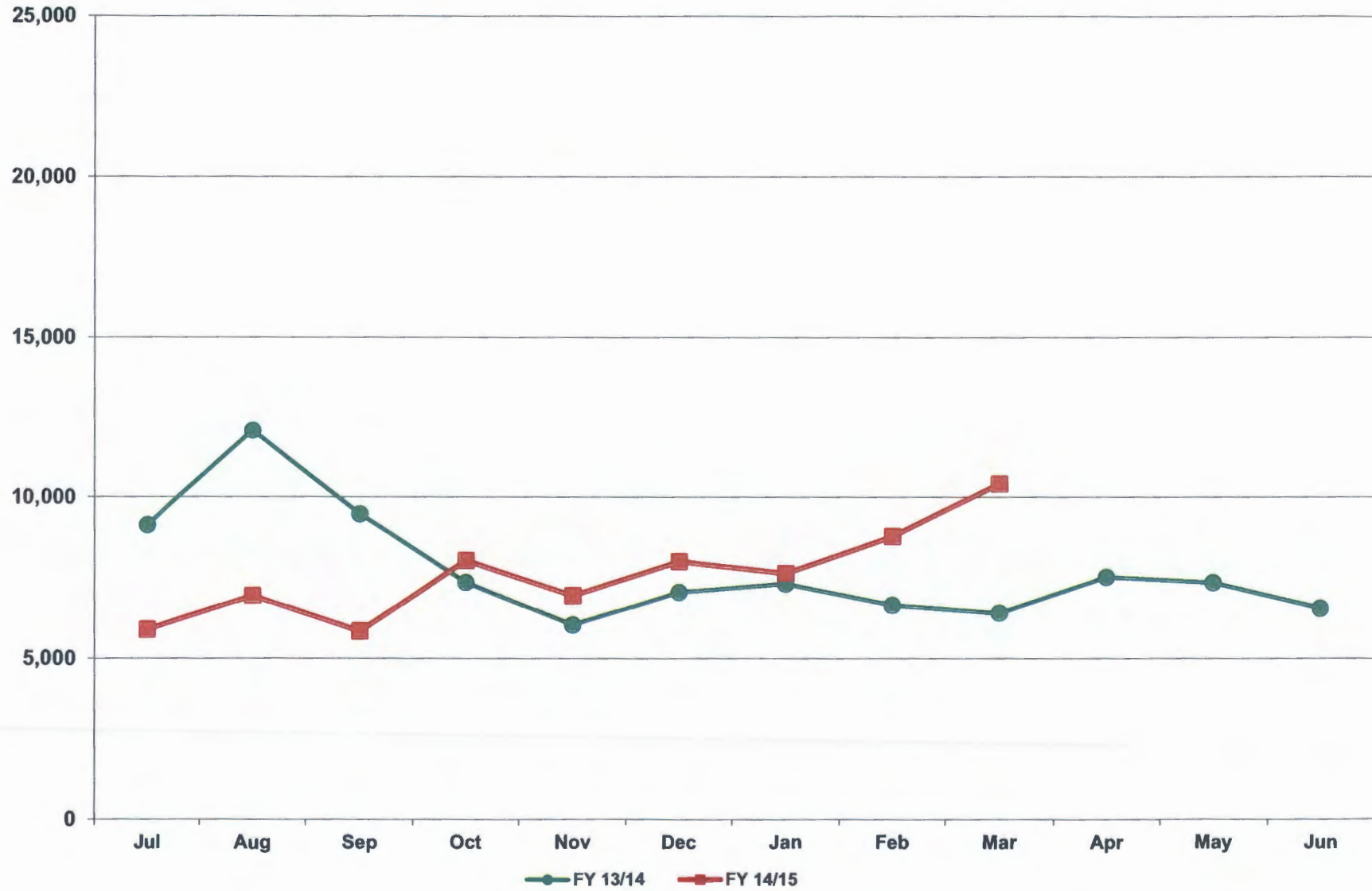
Phoenix Sky Harbor International Airport
Aircraft Operations
March 2015



Deer Valley Airport
Aircraft Operations
March 2015



Goodyear Airport
Aircraft Operations
March 2015



**City of Phoenix Aviation Department
Sky Harbor International Airport
Financial Management Division
Monthly Statistical Reports – April 2015
Table of Contents**

Reports:

- 1 Passengers, Cargo, and Aircraft Operations
- 2 Passenger Activity Report
- 3 Passenger and Activity Worksheet April 2015
- 4 Passenger and Activity Worksheet April 2014
- 5 Enplaned Passengers by Carrier for Fiscal Year 2014/15
- 6 Deplaned Passengers by Carrier for Fiscal Year 2014/15
- 7 Total Passengers by Carrier for Fiscal Year 2014/15
- 8 Enplaned Passengers by Carrier for Calendar Year 2015
- 9 Deplaned Passengers by Carrier for Calendar Year 2015
- 10 Total Passengers by Carrier for Calendar Year 2015
- 11 Airline Landing Weights – All Airlines for Fiscal Year 2014/15
- 12 Airline Landing Weights – Rates & Charges Airlines Only for Fiscal Year 2014/15

Graphs:

- 1 Domestic Enplaned / Deplaned Passengers Terminal 2
- 2 Domestic Enplaned / Deplaned Passengers Terminal 3
- 3 Domestic Enplaned / Deplaned Passengers Terminal 4
- 4 Total Domestic Enplaned / Deplaned Passengers
- 5 Total International Enplaned / Deplaned Passengers
- 6 Total Enplaned / Deplaned Passengers
- 7 Total Enplaned / Deplaned Cargo (in Tons)
- 8 Sky Harbor International Airport Aircraft Operations
- 9 Deer Valley Airport Aircraft Operations
- 10 Goodyear Airport Aircraft Operations

PASSENGERS, CARGO, AND AIRCRAFT OPERATIONS AT PHOENIX AIRPORTS: April 2015

April	2015	2014	%Chg	Fiscal YTD 2014/15	Fiscal YTD 2013/2014	%Chg	Calendar YTD 2015	Calendar YTD 2014	%Chg
PASSENGERS									
T2	146,877	119,646	22.8%	1,151,298	1,091,648	5.5%	522,852	486,463	7.5%
T3	172,047	172,328	-0.2%	1,622,095	1,942,052	-16.5%	732,227	797,544	-8.2%
T4	1,494,765	1,406,068	6.3%	13,993,741	12,906,305	8.4%	5,690,434	5,318,567	7.0%
International	122,256	118,226	3.4%	971,748	945,158	2.8%	477,812	461,204	3.6%
Total Enplaned	1,935,945	1,816,268	6.6%	17,738,882	16,885,163	5.1%	7,423,325	7,063,778	5.1%
T2	136,894	138,818	-1.4%	1,158,916	1,118,715	3.6%	517,180	503,744	2.7%
T3	161,902	163,582	-1.0%	1,649,188	1,957,743	-15.8%	741,418	796,795	-6.9%
T4	1,434,324	1,359,235	5.5%	14,079,142	12,988,697	8.4%	5,643,069	5,310,900	6.3%
International	110,234	108,715	1.4%	984,897	964,013	2.2%	469,802	464,148	1.2%
Total Deplaned	1,843,354	1,770,350	4.1%	17,872,143	17,029,168	5.0%	7,371,469	7,075,587	4.2%
Total	3,779,299	3,586,618	5.4%	35,611,025	33,914,331	5.0%	14,794,794	14,139,365	4.6%
CARGO									
Freight enplaned	11,056	12,082	-8.5%	118,372	121,085	-2.2%	44,526	47,387	-6.0%
Freight deplaned	9,656	10,312	-6.4%	100,012	106,384	-6.0%	38,851	42,004	-7.5%
Total Freight	20,712	22,394	-7.5%	218,384	227,469	-4.0%	83,377	89,391	-6.7%
Mail enplaned	2,218	2,560	-13.4%	21,847	18,430	18.5%	8,232	9,166	-10.2%
Mail deplaned	1,486	1,977	-24.8%	14,976	14,947	0.2%	5,487	7,184	-23.6%
Total Mail	3,704	4,537	-18.4%	36,823	33,377	10.3%	13,719	16,350	-16.1%
Total (Tons)	24,416	26,931	-9.3%	255,207	260,846	-2.2%	97,096	105,741	-8.2%
AIRCRAFT OPERATIONS									
Air Carrier/Air Taxi	35,474	34,418	3.1%	342,055	340,544	0.4%	139,866	136,699	2.3%
General Aviation	1,995	1,758	13.5%	18,009	17,531	2.7%	8,240	7,621	8.1%
Military	328	243	35.0%	2,558	1,970	29.8%	1,308	887	47.5%
Sky Harbor International	37,797	36,419	3.8%	362,622	360,045	0.7%	149,414	145,207	2.9%
Air Carrier/Air Taxi	480	381	26.0%	4,680	4,237	10.5%	2,174	1,998	8.8%
General Aviation	35,576	24,718	43.9%	290,780	274,711	5.8%	124,083	105,875	17.2%
Military	6	6	0.0%	202	91	122.0%	157	31	406.5%
Deer Valley Airport	36,062	25,105	43.6%	295,662	279,039	6.0%	126,414	107,904	17.2%
Air Carrier/Air Taxi	735	407	80.6%	5,560	1,223	354.6%	2,903	796	264.7%
General Aviation	9,100	6,767	34.5%	69,387	74,678	-7.1%	32,394	25,886	25.1%
Military	543	358	51.7%	3,927	3,211	22.3%	1,921	1,248	53.9%
Goodyear Airport	10,378	7,532	37.8%	78,874	79,112	-0.3%	37,218	27,930	33.3%
Total	84,237	69,056	22.0%	737,158	718,196	2.6%	313,046	281,041	11.4%

Passenger Activity Report * Sky Harbor International Airport *** April 2015**

Airline	Enplaned Passengers			Deplaned Passengers			Total Passengers		
	2015	2014	% Chg	2015	2014	% Chg	2015	2014	% Chg
TERMINAL 2									
Alaska Airlines	36,534	35,371	3.3%	34,056	33,197	2.6%	70,590	68,568	2.9%
Great Lakes Aviation	188	349	-46.1%	225	347	-35.2%	413	696	-40.7%
MN Airlines dba Sun Country	4,939		N/A	3,977		N/A	8,916		N/A
Spirit Airlines	14,458		N/A	11,788		N/A	26,246		N/A
United Airlines	90,758	83,926	8.1%	86,848	105,274	-17.5%	177,606	189,200	-6.1%
Total	146,877	119,646	22.8%	136,894	138,818	-1.4%	283,771	258,464	9.8%
TERMINAL 3									
Delta Air Lines	130,008	119,382	8.9%	121,869	114,416	6.5%	251,877	233,798	7.7%
Frontier Airlines	26,882	18,882	42.4%	24,977	18,486	35.1%	51,859	37,368	38.8%
Hawaiian Airlines	7,105	6,419	10.7%	7,282	6,585	10.6%	14,387	13,004	10.6%
jetBlue Airways	8,052	7,719	4.3%	7,774	7,682	1.2%	15,826	15,401	2.8%
MN Airlines dba Sun Country		3,871	-100.0%		2,832	-100.0%		6,703	-100.0%
Spirit Airlines		16,055	-100.0%		13,581	-100.0%		29,636	-100.0%
Total	172,047	172,328	-0.2%	161,902	163,582	-1.0%	333,949	335,910	-0.6%
TERMINAL 4									
Aerovias de Mexico dba Aeromexico		1,075	-100.0%		1,116	-100.0%		2,191	-100.0%
Air Canada	15,950	10,640	49.9%	13,544	9,422	43.7%	29,494	20,062	47.0%
American Airlines	76,042	74,999	1.4%	73,947	71,780	3.0%	149,989	146,779	2.2%
British Airways	8,727	8,906	-2.0%	9,012	8,808	2.3%	17,739	17,714	0.1%
Southwest Airlines	616,094	562,739	9.5%	584,644	535,927	9.1%	1,200,738	1,098,666	9.3%
US Airways	868,268	838,442	3.6%	838,305	817,764	2.5%	1,706,573	1,656,206	3.0%
Volaris	1,384	2,328	-40.5%	1,560	2,068	-24.6%	2,944	4,396	-33.0%
WestJet	30,556	25,165	21.4%	23,546	21,065	11.8%	54,102	46,230	17.0%
Total	1,617,021	1,524,294	6.1%	1,544,558	1,467,950	5.2%	3,161,579	2,992,244	5.7%
GRAND TOTAL	1,935,945	1,816,268	6.6%	1,843,354	1,770,350	4.1%	3,779,299	3,586,618	5.4%

Spirit Airlines and Sun Country moved to T2 Apr 2015

Sky Harbor International Airport - Passenger and Activity Worksheet April 2015

Airline	Enplaned Passengers				Deplaned Passengers			Freight		Mail		Landed Weight	Landings				
	Domestic	Connect	Internat'l	Total	Domestic	Internat'l	Total	Enplaned	Deplaned	Enplaned	Deplaned						
TERMINAL 2																	
Alaska Airlines	36,534			36,534	34,056		34,056	5,347	5,450			34,416,900	236				
Great Lakes Aviation	188			188	225		225	36	1			869,400	54				
MN Airlines dba Sun Country	4,939			4,939	3,977		3,977		12,679	31,363	41,000	4,942,000	35				
Spirit Airlines	14,458			14,458	11,788		11,788					12,543,093	87				
United Airlines	90,758			90,758	86,848		86,848	131,916	78,216	364,146	487,082	91,842,900	738				
Subtotal Terminal 2	146,877			146,877	136,894		136,894	137,299	96,346	395,509	528,082	144,614,293	1,150				
TERMINAL 3																	
Delta Air Lines	130,008			130,008	121,869		121,869	102,461	64,661	273,574	342,451	139,599,698	984				
Frontier Airlines	26,882			26,882	24,977		24,977					27,883,500	203				
Hawaiian Airlines	7,105			7,105	7,282		7,282	70,528	70,060			9,845,000	31				
jetBlue Airways	8,052			8,052	7,774		7,774					8,378,000	59				
Subtotal Terminal 3	172,047			172,047	161,902		161,902	172,989	134,721	273,574	342,451	185,706,198	1,277				
TERMINAL 4																	
Air Canada			15,950	15,950		13,544	13,544	3,874	1,802			17,193,700	127				
American Airlines	76,042			76,042	73,947		73,947	32,119	34,445	15,754	80,028	88,829,000	636				
British Airways			8,727	8,727		9,012	9,012	301,442	424,888			18,860,160	30				
Southwest Airlines	460,771	155,323		616,094	584,644		584,644	1,654,598	1,680,245			648,072,000	5,059				
US Airways	486,952	315,677	65,639	868,268	775,733	62,572	838,305	499,022	429,226	3,626,400	1,847,839	974,561,700	7,843				
Volaris			1,384	1,384		1,560	1,560					1,891,565	13				
WestJet			30,556	30,556		23,546	23,546					32,350,900	233				
Subtotal Terminal 4	1,023,765	471,000	122,256	1,617,021	1,434,324	110,234	1,544,558	2,491,055	2,570,606	3,642,154	1,927,867	1,781,759,025	13,941				
Total Passenger Airlines	1,342,689	471,000	122,256	1,935,945	1,733,120	110,234	1,843,354	2,801,343	2,801,673	4,311,237	2,798,400	2,112,079,516	16,368				
AIR CARGO (SOUTH)																	
Federal Express								12,104,812	8,217,348			63,137,100	172				
United Parcel Service								5,149,191	6,030,125	125,600	174,385	33,845,440	114				
Subtotal Air Cargo (South)								17,254,003	14,247,473	125,600	174,385	96,982,540	286				
AIR CARGO (WEST)																	
Ameriflight								426,741	442,393			4,640,254	337				
DHL Express/Atlas Air								1,393,533	1,446,736			12,452,000	44				
Empire Airlines								112,558	108,731			807,500	95				
IFL Group								124,313	264,964			1,160,000	20				
Subtotal Air Cargo (West)								2,057,145	2,262,824			19,059,754	496				
Total Cargo Airlines								19,311,148	16,510,297	125,600	174,385	116,042,294	782				
Grand Total	1,342,689	471,000	122,256	1,935,945	1,733,120	110,234	1,843,354	22,112,491	19,311,970	4,436,837	2,972,785	2,228,121,810	17,150				
Total All Passengers:	3,779,299																
								Total Air Cargo in Tons:	11,056	+	9,656	+	2,218	+	1,486	=	24,417

Sky Harbor International Airport - Passenger and Activity Worksheet April 2014

Airline	Enplaned Passengers				Deplaned Passengers			Freight		Mail		Landed Weight	Landings				
	Domestic	Connect	Internat'l	Total	Domestic	Internat'l	Total	Enplaned	Deplaned	Enplaned	Deplaned						
TERMINAL 2																	
Alaska Airlines	35,371			35,371	33,197		33,197	5,921	31,348			32,796,500	238				
Great Lakes Aviation	349			349	347		347	114	127			901,600	56				
United Airlines	83,926			83,926	105,274		105,274	75,949	53,080	239,309	313,962	85,265,172	731				
Subtotal Terminal 2	119,646			119,646	138,818		138,818	81,984	84,555	239,309	313,962	118,963,272	1,025				
TERMINAL 3																	
Delta Air Lines	119,382			119,382	114,416		114,416	119,900	87,647	329,914	357,026	126,131,000	849				
Frontier Airlines	18,882			18,882	18,486		18,486					18,913,120	139				
Hawaiian Airlines	6,419			6,419	6,585		6,585	85,989	68,879			9,425,000	30				
jetBlue Airways	7,719			7,719	7,682		7,682					8,378,000	59				
MN Airlines dba Sun Country	3,871			3,871	2,832		2,832			30,810	35,636	4,212,000	30				
Spirit Airlines	16,055			16,055	13,581		13,581					16,982,026	120				
Subtotal Terminal 3	172,328			172,328	163,582		163,582	205,889	156,526	360,724	392,662	184,041,146	1,227				
TERMINAL 4																	
Aerovias de Mexico dba Aeromexico			1,075	1,075			1,116	1,116				1,276,470	30				
Air Canada			10,640	10,640			9,422	9,422	4,067	1,819		10,809,100	80				
American Airlines	74,999			74,999	71,780		71,780	1,614	27,977			71,951,000	619				
British Airways			8,906	8,906			8,808	8,808	332,737	325,316		18,860,160	30				
Southwest Airlines	426,311	136,428		562,739	535,927		535,927	1,428,286	1,535,955			615,566,000	4,883				
US Airways	444,358	323,972	70,112	838,442	751,528		66,236	817,764	1,782,354	912,501	4,392,999	3,087,690	954,270,100	7,778			
Volaris			2,328	2,328			2,068	2,068				3,545,021	25				
WestJet			25,165	25,165			21,065	21,065				24,681,000	177				
Subtotal Terminal 4	945,668	460,400	118,226	1,524,294	1,359,235		108,715	1,467,950	3,549,058	2,803,568	4,392,999	3,087,690	1,700,958,851	13,622			
Total Passenger Airlines	1,237,642	460,400	118,226	1,816,268	1,661,635		108,715	1,770,350	3,836,931	3,044,649	4,993,032	3,794,314	2,003,963,269	15,874			
AIR CARGO (SOUTH)																	
Federal Express								11,843,309	8,862,080			60,642,300	157				
United Parcel Service								5,983,703	6,111,488	127,357	160,481	35,089,360	115				
Subtotal Air Cargo (South)								17,827,012	14,973,568	127,357	160,481	95,731,660	272				
AIR CARGO (WEST)																	
ABX Air								1,696,403	1,781,128			12,426,000	45				
Aimet Systems								5,464	1,647			157,200	10				
Ameriflight								473,331	428,789			4,728,160	350				
Empire Airlines								120,310	104,630			867,000	102				
IFL Group								116,252	257,730			986,000	17				
Subtotal Air Cargo (West)								2,411,760	2,573,924			19,164,360	524				
Total Cargo Airlines								20,238,772	17,547,492	127,357	160,481	114,896,020	796				
Grand Total	1,237,642	460,400	118,226	1,816,268	1,661,635		108,715	1,770,350	24,075,703	20,592,141	5,120,389	3,954,795	2,118,859,289	16,670			
Total All Passengers:	3,586,618																
								Total Air Cargo in Tons:	12,038	+	10,296	+	2,560	+	1,977	=	26,872

Sky Harbor International Airport - Enplaned Passengers by Carrier
Fiscal Year 2014/15

Airline	Jul	Aug	Sep	Oct	Nov	Dec	Jan	Feb	Mar	Apr	May	Jun	Total
TERMINAL 2													
Alaska Airlines	25,780	24,036	23,274	28,460	34,149	33,732	30,099	33,019	39,150	36,534			308,233
Great Lakes Aviation	487	523	408	412	293	333	162	150	212	188			3,168
MN Airlines dba Sun Country												4,939	4,939
Spirit Airlines												14,458	14,458
United Airlines	61,915	65,350	70,066	89,616	86,718	82,894	79,853	88,310	105,020	90,758			820,500
Total	88,182	89,909	93,748	118,488	121,160	116,959	110,114	121,479	144,382	146,877			1,151,298
TERMINAL 3													
Delta Air Lines	105,945	99,774	86,299	100,828	98,787	108,943	104,691	111,331	147,769	130,008			1,094,375
Frontier Airlines	19,787	16,619	18,176	19,569	23,382	31,428	27,477	26,771	28,514	26,882			238,605
Hawaiian Airlines	6,834	6,935	6,847	7,115	6,916	7,611	6,908	6,360	7,648	7,105			70,279
jetBlue Airways	7,419	7,711	6,794	7,675	6,762	7,337	6,676	7,285	8,388	8,052			74,099
MN Airlines dba Sun Country				2,677	3,563	4,793	5,223	5,757	5,460				27,473
Spirit Airlines	8,089	7,014	6,764	8,200	15,245	18,030	16,469	16,995	20,458				117,264
Total	148,074	138,053	124,880	146,064	154,655	178,142	167,444	174,499	218,237	172,047			1,622,095
TERMINAL 4													
Aerovias de Mexico dba Aeromexico	1,078	1,204	24										2,306
Air Canada	3,613	3,790	3,587	5,117	6,669	9,305	11,993	13,514	19,715	15,950			93,253
American Airlines	64,567	62,712	57,126	68,168	73,573	81,213	74,198	71,162	87,952	76,042			716,713
British Airways	7,992	8,998	9,197	8,943	7,889	8,607	7,771	6,803	9,086	8,727			84,013
Southwest Airlines	558,987	523,019	484,473	524,070	534,097	576,007	521,308	516,527	662,692	616,094			5,517,274
US Airways	939,513	882,646	701,648	847,730	777,012	866,304	772,194	747,243	936,535	868,268			8,339,093
Volaris	1,972	1,439	1,176	1,422	1,180	2,097	1,372	1,085	1,133	1,384			14,260
WestJet	5,291	6,169	5,491	9,645	26,614	25,869	28,069	28,914	31,959	30,556			198,577
Total	1,583,013	1,489,977	1,262,722	1,465,095	1,427,034	1,569,402	1,416,905	1,385,248	1,749,072	1,617,021			14,965,489
GRAND TOTAL	1,819,269	1,717,939	1,481,350	1,729,647	1,702,849	1,864,503	1,694,463	1,681,226	2,111,691	1,935,945			17,738,882

Sky Harbor International Airport - Deplaned Passengers by Carrier
Fiscal Year 2014/15

Airline	Jul	Aug	Sep	Oct	Nov	Dec	Jan	Feb	Mar	Apr	May	Jun	Total
TERMINAL 2													
Alaska Airlines	25,042	25,796	25,681	31,228	34,310	33,064	33,224	31,869	39,266	34,056			313,536
Great Lakes Aviation	431	512	481	439	297	325	176	175	242	225			3,303
MN Airlines dba Sun Country												3,977	3,977
Spirit Airlines												11,788	11,788
United Airlines	62,341	66,165	73,777	92,692	86,685	82,470	87,828	83,403	104,103	86,848			826,312
Total	87,814	92,473	99,939	124,359	121,292	115,859	121,228	115,447	143,611	136,894			1,158,916
TERMINAL 3													
Delta Air Lines	104,537	101,707	90,766	105,047	100,227	109,921	113,822	110,629	150,995	121,869			1,109,520
Frontier Airlines	19,966	16,469	18,838	20,609	23,088	31,464	29,257	26,849	29,338	24,977			240,855
Hawaiian Airlines	7,177	7,438	6,858	7,648	6,701	7,636	7,263	6,160	7,851	7,282			72,014
jetBlue Airways	7,804	7,966	7,066	8,136	6,964	7,815	7,625	6,877	8,189	7,774			76,216
MN Airlines dba Sun Country				2,848	3,549	5,061	6,448	5,867	5,496				29,269
Spirit Airlines	8,364	7,060	6,808	8,345	15,591	18,296	18,330	17,361	21,159				121,314
Total	147,848	140,640	130,336	152,633	156,120	180,193	182,745	173,743	223,028	161,902			1,649,188
TERMINAL 4													
Aerovias de Mexico dba Aeromexico	1,263	1,098	41										2,402
Air Canada	3,406	3,618	3,442	5,772	7,159	10,991	12,863	14,393	18,778	13,544			93,966
American Airlines	67,606	64,895	60,008	70,413	74,307	86,142	79,484	68,757	90,206	73,947			735,765
British Airways	10,253	9,510	9,883	10,177	8,330	8,440	9,236	7,490	9,803	9,012			92,134
Southwest Airlines	567,366	523,020	491,227	533,971	533,888	576,368	543,104	499,985	668,817	584,644			5,522,390
US Airways	967,876	899,203	714,947	863,596	784,711	881,677	803,752	705,157	951,650	838,305			8,410,874
Volaris	2,341	1,910	1,031	1,536	1,628	2,058	1,857	1,135	1,476	1,560			16,532
WestJet	5,511	6,301	6,006	12,847	27,710	27,685	19,385	29,876	31,109	23,546			189,976
Total	1,625,622	1,509,555	1,286,585	1,498,312	1,437,733	1,593,361	1,469,681	1,326,793	1,771,839	1,544,558			15,064,039
GRAND TOTAL	1,861,284	1,742,668	1,516,860	1,775,304	1,715,145	1,889,413	1,773,654	1,615,983	2,138,478	1,843,354			17,872,143

Sky Harbor International Airport - Total Passengers by Carrier
Fiscal Year 2014/15

Airline	Jul	Aug	Sep	Oct	Nov	Dec	Jan	Feb	Mar	Apr	May	Jun	Total
TERMINAL 2													
Alaska Airlines	50,822	49,832	48,955	59,688	68,459	66,796	63,323	64,888	78,416	70,590			621,769
Great Lakes Aviation	918	1,035	889	851	590	658	338	325	454	413			6,471
MN Airlines dba Sun Country										8,916			8,916
Spirit Airlines										26,246			26,246
United Airlines	124,256	131,515	143,843	182,308	173,403	165,364	167,681	171,713	209,123	177,606			1,646,812
Total	175,996	182,382	193,687	242,847	242,452	232,818	231,342	236,926	287,993	283,771			2,310,214
TERMINAL 3													
Delta Air Lines	210,482	201,481	177,065	205,875	199,014	218,864	218,513	221,960	298,764	251,877			2,203,895
Frontier Airlines	39,753	33,088	37,014	40,178	46,470	62,892	56,734	53,620	57,852	51,859			479,460
Hawaiian Airlines	14,011	14,373	13,705	14,763	13,617	15,247	14,171	12,520	15,499	14,387			142,293
jetBlue Airways	15,223	15,677	13,860	15,811	13,726	15,152	14,301	14,162	16,577	15,826			150,315
MN Airlines dba Sun Country				5,525	7,112	9,854	11,671	11,624	10,956				56,742
Spirit Airlines	16,453	14,074	13,572	16,545	30,836	36,326	34,799	34,356	41,617				238,578
Total	295,922	278,693	255,216	298,697	310,775	358,335	350,189	348,242	441,265	333,949			3,271,283
TERMINAL 4													
Aerovias de Mexico dba Aeromexico	2,341	2,302	65										4,708
Air Canada	7,019	7,408	7,029	10,889	13,828	20,296	24,856	27,907	38,493	29,494			187,219
American Airlines	132,173	127,607	117,134	138,581	147,880	167,355	153,682	139,919	178,158	149,989			1,452,478
British Airways	18,245	18,508	19,080	19,120	16,219	17,047	17,007	14,293	18,889	17,739			176,147
Southwest Airlines	1,126,353	1,046,039	975,700	1,058,041	1,067,985	1,152,375	1,064,412	1,016,512	1,331,509	1,200,738			11,039,664
US Airways	1,907,389	1,781,849	1,416,595	1,711,326	1,561,723	1,747,981	1,575,946	1,452,400	1,888,185	1,706,573			16,749,967
Volaris	4,313	3,349	2,207	2,958	2,808	4,155	3,229	2,220	2,609	2,944			30,792
WestJet	10,802	12,470	11,497	22,492	54,324	53,554	47,454	58,790	63,068	54,102			388,553
Total	3,208,635	2,999,532	2,549,307	2,963,407	2,864,767	3,162,763	2,886,586	2,712,041	3,520,911	3,161,579			30,029,528
GRAND TOTAL	3,680,553	3,460,607	2,998,210	3,504,951	3,417,994	3,753,916	3,468,117	3,297,209	4,250,169	3,779,299			35,611,025

Sky Harbor International Airport - Enplaned Passengers by Carrier
Calendar Year 2015

Airline	Jan	Feb	Mar	Apr	May	Jun	Jul	Aug	Sep	Oct	Nov	Dec	Total
TERMINAL 2													
Alaska Airlines	30,099	33,019	39,150	36,534									138,802
Great Lakes Aviation	162	150	212	188									712
MN Airlines dba Sun Country				4,939									4,939
Spirit Airlines				14,458									14,458
United Airlines	79,853	88,310	105,020	90,758									363,941
Total	110,114	121,479	144,382	146,877									522,852
TERMINAL 3													
Delta Air Lines	104,691	111,331	147,769	130,008									493,799
Frontier Airlines	27,477	26,771	28,514	26,882									109,644
Hawaiian Airlines	6,908	6,360	7,648	7,105									28,021
jetBlue Airways	6,676	7,285	8,388	8,052									30,401
MN Airlines dba Sun Country	5,223	5,757	5,460										16,440
Spirit Airlines	16,469	16,995	20,458										53,922
Total	167,444	174,499	218,237	172,047									732,227
TERMINAL 4													
Air Canada	11,993	13,514	19,715	15,950									61,172
American Airlines	74,198	71,162	87,952	76,042									309,354
British Airways	7,771	6,803	9,086	8,727									32,387
Southwest Airlines	521,308	516,527	662,692	616,094									2,316,621
US Airways	772,194	747,243	936,535	868,268									3,324,240
Volaris	1,372	1,085	1,133	1,384									4,974
WestJet	28,069	28,914	31,959	30,556									119,498
Total	1,416,905	1,385,248	1,749,072	1,617,021									6,168,246
GRAND TOTAL	1,694,463	1,681,226	2,111,691	1,935,945									7,423,325

Sky Harbor International Airport - Deplaned Passengers by Carrier
Calendar Year 2015

Airline	Jan	Feb	Mar	Apr	May	Jun	Jul	Aug	Sep	Oct	Nov	Dec	Total
TERMINAL 2													
Alaska Airlines	33,224	31,869	39,266	34,056									138,415
Great Lakes Aviation	176	175	242	225									818
MN Airlines dba Sun Country				3,977									3,977
Spirit Airlines				11,788									11,788
United Airlines	87,828	83,403	104,103	86,848									362,182
Total	121,228	115,447	143,611	136,894									517,180
TERMINAL 3													
Delta Air Lines	113,822	110,629	150,995	121,869									497,315
Frontier Airlines	29,257	26,849	29,338	24,977									110,421
Hawaiian Airlines	7,263	6,160	7,851	7,282									28,556
jetBlue Airways	7,625	6,877	8,189	7,774									30,465
MN Airlines dba Sun Country	6,448	5,867	5,496										17,811
Spirit Airlines	18,330	17,361	21,159										56,850
Total	182,745	173,743	223,028	161,902									741,418
TERMINAL 4													
Air Canada	12,863	14,393	18,778	13,544									59,578
American Airlines	79,484	68,757	90,206	73,947									312,394
British Airways	9,236	7,490	9,803	9,012									35,541
Southwest Airlines	543,104	499,985	668,817	584,644									2,296,550
US Airways	803,752	705,157	951,650	838,305									3,298,864
Volaris	1,857	1,135	1,476	1,560									6,028
WestJet	19,385	29,876	31,109	23,546									103,916
Total	1,469,681	1,326,793	1,771,839	1,544,558									6,112,871
GRAND TOTAL	1,773,654	1,615,983	2,138,478	1,843,354									7,371,469

Sky Harbor International Airport - Total Passengers by Carrier
Calendar Year 2015

Airline	Jan	Feb	Mar	Apr	May	Jun	Jul	Aug	Sep	Oct	Nov	Dec	Total
TERMINAL 2													
Alaska Airlines	63,323	64,888	78,416	70,590									277,217
Great Lakes Aviation	338	325	454	413									1,530
MN Airlines dba Sun Country				8,916									8,916
Spirit Airlines				26,246									26,246
United Airlines	167,681	171,713	209,123	177,606									726,123
Total	231,342	236,926	287,993	283,771									1,040,032
TERMINAL 3													
Delta Air Lines	218,513	221,960	298,764	251,877									991,114
Frontier Airlines	56,734	53,620	57,852	51,859									220,065
Hawaiian Airlines	14,171	12,520	15,499	14,387									56,577
jetBlue Airways	14,301	14,162	16,577	15,826									60,866
MN Airlines dba Sun Country	11,671	11,624	10,956										34,251
Spirit Airlines	34,799	34,356	41,617										110,772
Total	350,189	348,242	441,265	333,949									1,473,645
TERMINAL 4													
Air Canada	24,856	27,907	38,493	29,494									120,750
American Airlines	153,682	139,919	178,158	149,989									621,748
British Airways	17,007	14,293	18,889	17,739									67,928
Southwest Airlines	1,064,412	1,016,512	1,331,509	1,200,738									4,613,171
US Airways	1,575,946	1,452,400	1,888,185	1,706,573									6,623,104
Volaris	3,229	2,220	2,609	2,944									11,002
WestJet	47,454	58,790	63,068	54,102									223,414
Total	2,886,586	2,712,041	3,520,911	3,161,579									12,281,117
GRAND TOTAL	3,468,117	3,297,209	4,250,169	3,779,299									14,794,794

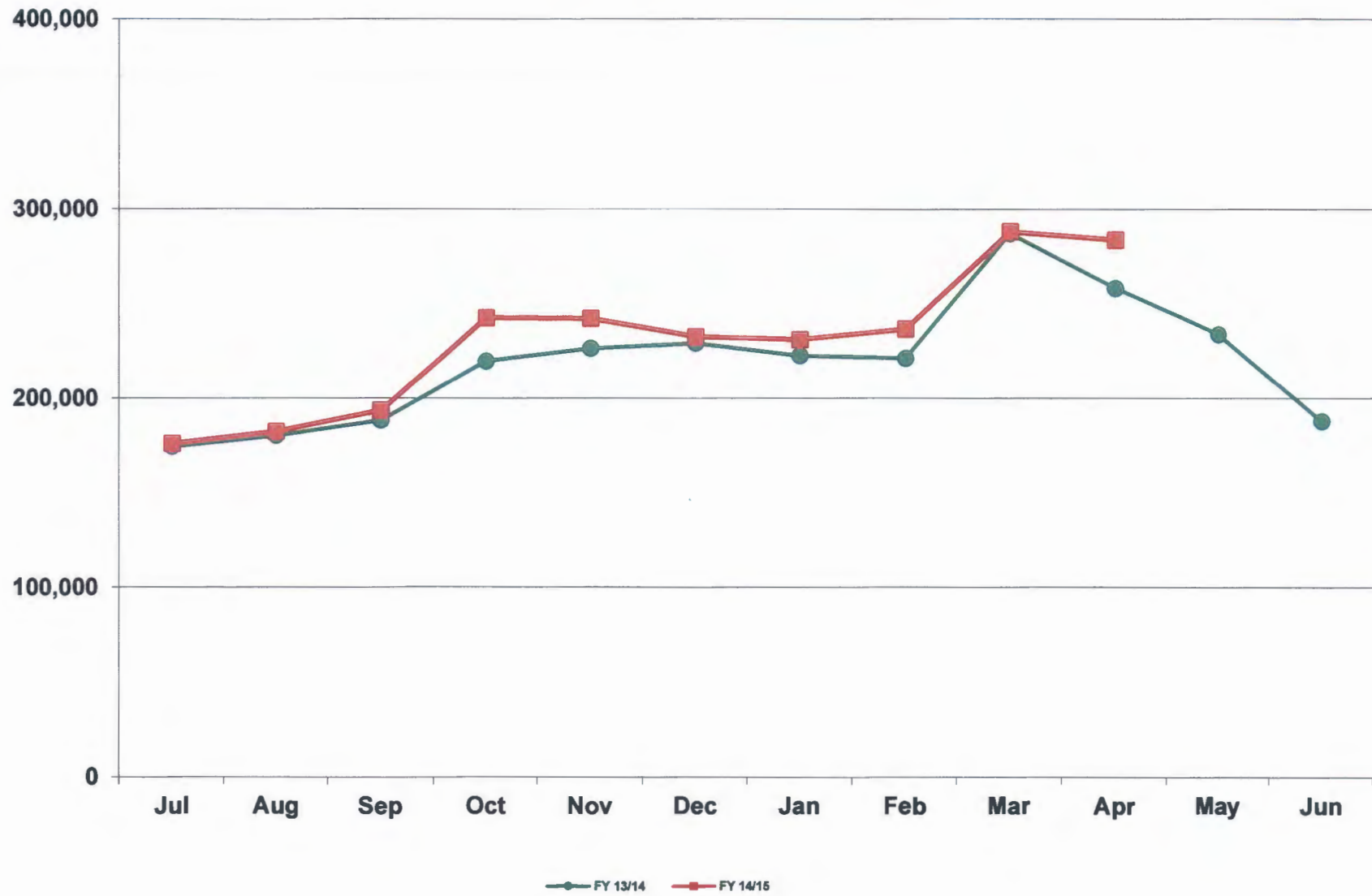
Sky Harbor International Airport
Landing Weights (in Thousands) Fiscal Year 2014/15 - All Airlines

Airline	Jul	Aug	Sep	Oct	Nov	Dec	Jan	Feb	Mar	Apr	May	Jun	Total
Aerovias de Mexico dba Aeromexico	1,319	1,319	43										2,681
Air Canada	4,245	4,216	4,088	6,260	7,920	12,519	15,156	15,207	20,961	17,194			107,766
Alaska Airlines	25,230	26,226	27,329	31,062	33,997	30,916	31,397	30,949	35,887	34,417			307,410
American Airlines	65,143	65,352	63,213	70,696	77,744	85,876	83,093	72,594	100,807	88,829			773,347
British Airways	19,489	19,489	18,860	19,489	18,231	18,860	18,860	16,345	19,489	18,860			187,972
Delta Air Lines	108,225	107,197	95,136	110,827	110,578	123,995	133,318	131,005	164,629	139,600			1,224,510
Frontier Airlines	20,022	18,609	19,707	20,703	24,396	32,273	31,400	28,053	29,744	27,884			252,791
Great Lakes Aviation	1,304	1,481	1,385	1,336	1,030	1,304	853	725	918	869			11,205
Hawaiian Airlines	9,920	9,920	9,575	10,165	9,600	9,795	10,240	8,960	10,460	9,845			98,480
jetBlue Airways	8,378	8,804	8,094	8,804	7,952	8,520	8,236	7,810	8,804	8,378			83,780
MN Airlines dba Sun Country				3,662	3,954	5,481	6,852	5,751	5,284	4,942			35,926
Southwest Airlines	623,450	599,066	570,416	591,890	579,492	610,924	611,692	548,556	680,578	648,072			6,064,136
Spirit Airlines	8,896	8,898	8,476	8,767	17,108	18,042	18,042	15,860	18,180	12,543			134,812
United Airlines	64,221	69,811	78,199	96,200	94,844	88,633	91,224	89,888	103,787	91,843			868,650
US Airways	1,079,915	1,014,777	837,220	991,594	927,814	1,010,394	959,593	865,576	1,051,777	974,562			9,713,222
Volaris	2,037	1,892	1,707	1,884	1,892	2,328	1,892	1,746	1,601	1,892			18,871
WestJet	6,215	6,413	6,008	14,669	32,526	33,212	34,374	30,682	33,539	32,351			229,989
Passenger	2,048,009	1,963,470	1,749,456	1,988,008	1,949,078	2,093,072	2,056,222	1,869,707	2,286,445	2,112,081			20,115,548
ABX Air	11,990	11,814	11,522	12,512	10,652	11,512	12,077	3,264					85,343
Aimet Systems	73	41											114
Ameriflight	4,706	4,397	3,890	4,434	3,655	4,246	4,085	3,938	4,589	4,640			42,580
DHL Express/Atlas Air								7,924	12,169	12,452			32,545
Empire Airlines	791	850	757	833	918	1,012	944	867	774	808			8,554
Federal Express	60,310	60,298	57,847	67,090	60,777	106,953	64,731	59,378	61,002	63,137			661,523
IFL Group	1,160	1,044	928	1,102	870	986	986	928	986	1,160			10,150
United Parcel Service	36,015	33,859	33,927	37,793	35,993	75,438	34,845	31,944	32,777	33,845			386,436
Cargo	115,045	112,303	108,871	123,764	112,865	200,147	117,668	108,243	112,297	116,042			1,227,245
Grand Total	2,163,054	2,075,773	1,858,327	2,111,772	2,061,943	2,293,219	2,173,890	1,977,950	2,398,742	2,228,123			21,342,793

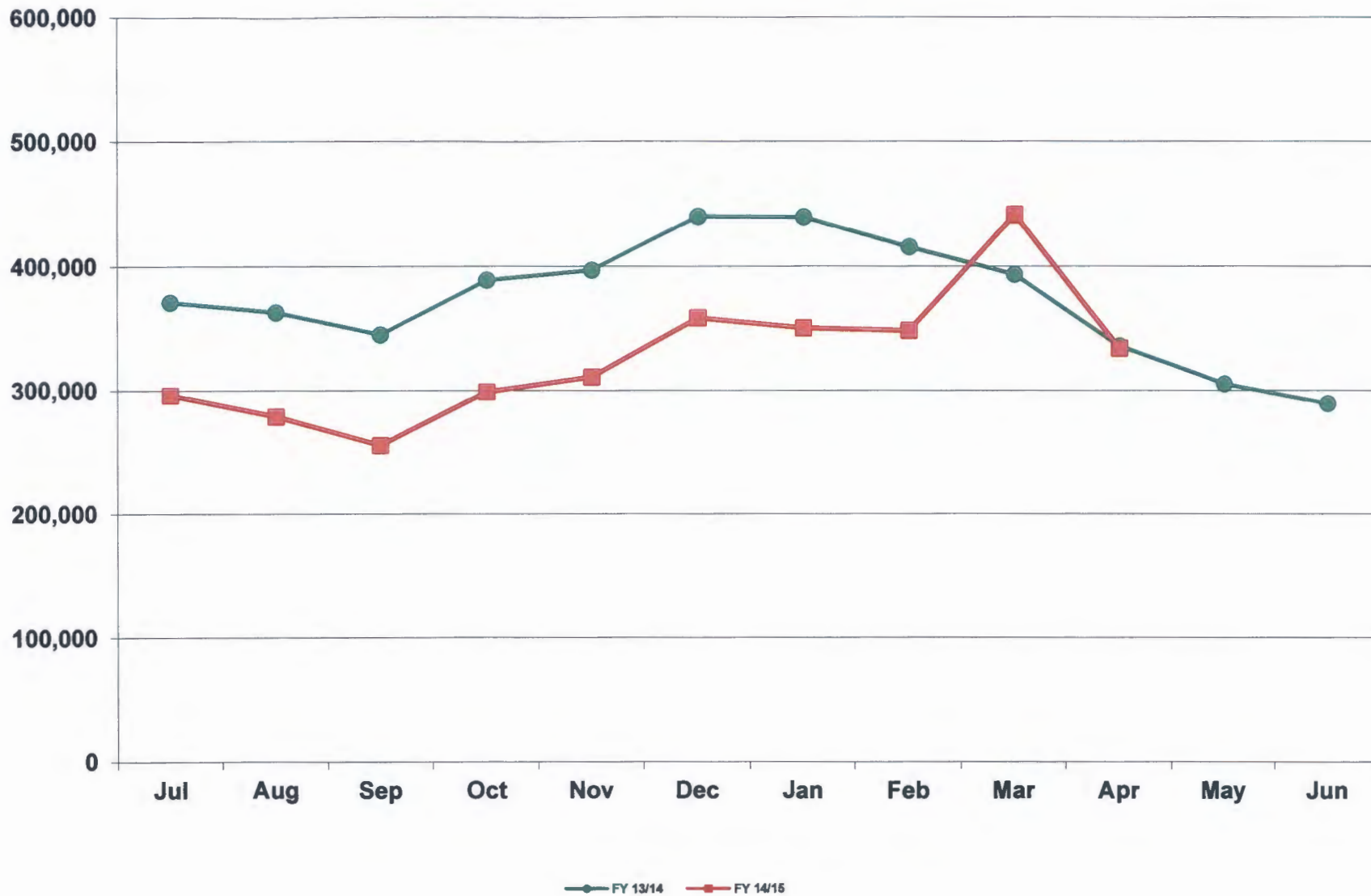
Sky Harbor International Airport
Landing Weights (in Thousands) Fiscal Year 2014/15 - Rates & Charges Airlines

Airline	Jul	Aug	Sep	Oct	Nov	Dec	Jan	Feb	Mar	Apr	May	Jun	Total
Aerovias de Mexico dba Aeromexico	1,319	1,319	43										2,681
Air Canada	4,245	4,216	4,088	6,260	7,920	12,519	15,156	15,207	20,961	17,194			107,766
Alaska Airlines	25,230	26,226	27,329	31,062	33,997	30,916	31,397	30,949	35,887	34,417			307,410
American Airlines	65,143	65,352	63,213	70,696	77,744	85,876	83,093	72,594	100,807	88,829			773,347
British Airways	19,489	19,489	18,860	19,489	18,231	18,860	18,860	16,345	19,489	18,860			187,972
Delta Air Lines	108,225	107,197	95,136	110,827	110,578	123,995	133,318	131,005	164,629	139,600			1,224,510
Frontier Airlines	20,022	18,609	19,707	20,703	24,396	32,273	31,400	28,053	29,744	27,884			252,791
Great Lakes Aviation	1,304	1,481	1,385	1,336	1,030	1,304	853	725	918	869			11,205
Hawaiian Airlines	9,920	9,920	9,575	10,165	9,600	9,795	10,240	8,960	10,460	9,845			98,480
jetBlue Airways	8,378	8,804	8,094	8,804	7,952	8,520	8,236	7,810	8,804	8,378			83,780
MN Airlines dba Sun Country				3,662	3,954	5,481	6,852	5,751	5,284	4,942			35,926
Southwest Airlines	623,450	599,066	570,416	591,890	579,492	610,924	611,692	548,556	680,578	648,072			6,064,136
Spirit Airlines	8,896	8,898	8,476	8,767	17,108	18,042	18,042	15,860	18,180	12,543			134,812
United Airlines	64,221	69,811	78,199	96,200	94,844	88,633	91,224	89,888	103,787	91,843			868,650
US Airways	1,079,915	1,014,777	837,220	991,594	927,814	1,010,394	959,593	865,576	1,051,777	974,562			9,713,222
Volaris	2,037	1,892	1,707	1,884	1,892	2,328	1,892	1,746	1,601	1,892			18,871
WestJet	6,215	6,413	6,008	14,669	32,526	33,212	34,374	30,682	33,539	32,351			229,989
Passenger	2,048,009	1,963,470	1,749,456	1,988,008	1,949,078	2,093,072	2,056,222	1,869,707	2,286,445	2,112,081			20,115,548
ABX Air	11,990	11,814	11,522	12,512	10,652	11,512	12,077	3,264					85,343
DHL Express/Atlas Air								7,924	12,169	12,452			32,545
Federal Express	60,310	60,298	57,847	67,090	60,777	106,953	64,731	59,378	61,002	63,137			661,523
IFL Group	1,160	1,044	928	1,102	870	986	986	928	986	1,160			10,150
United Parcel Service	36,015	33,859	33,927	37,793	35,993	75,438	34,845	31,944	32,777	33,845			386,436
Cargo	109,475	107,015	104,224	118,497	108,292	194,889	112,639	103,438	106,934	110,594			1,175,997
Grand Total	2,157,484	2,070,485	1,853,680	2,106,505	2,057,370	2,287,961	2,168,861	1,973,145	2,393,379	2,222,675			21,291,545

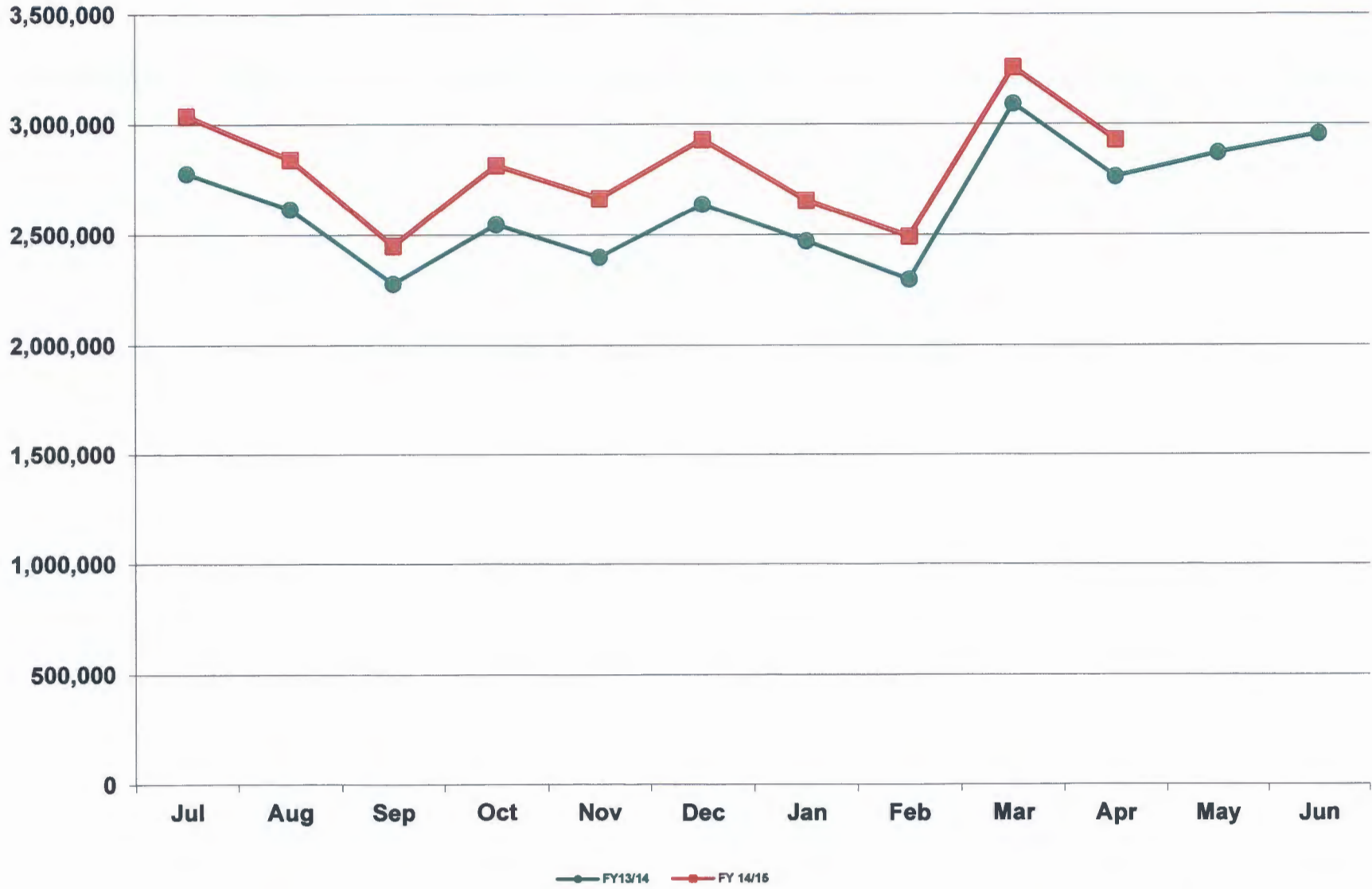
Phoenix Sky Harbor International Airport
Domestic Enplaned/Deplaned Passengers Terminal 2
April 2015



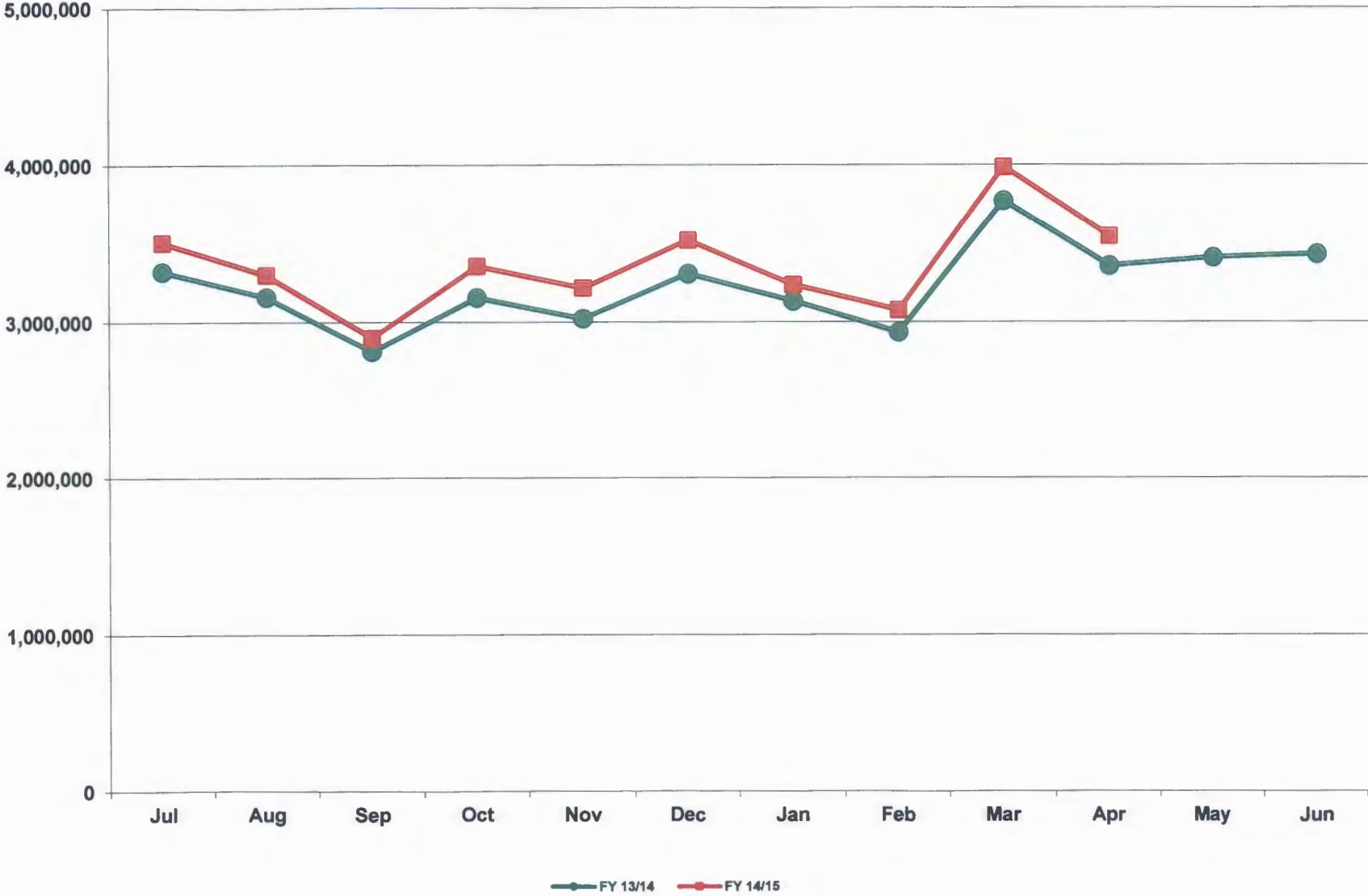
Phoenix Sky Harbor International Airport
Domestic Enplaned/Deplaned Passengers Terminal 3
April 2015



Phoenix Sky Harbor International Airport
Domestic Enplaned/Deplaned Passengers Terminal 4
April 2015



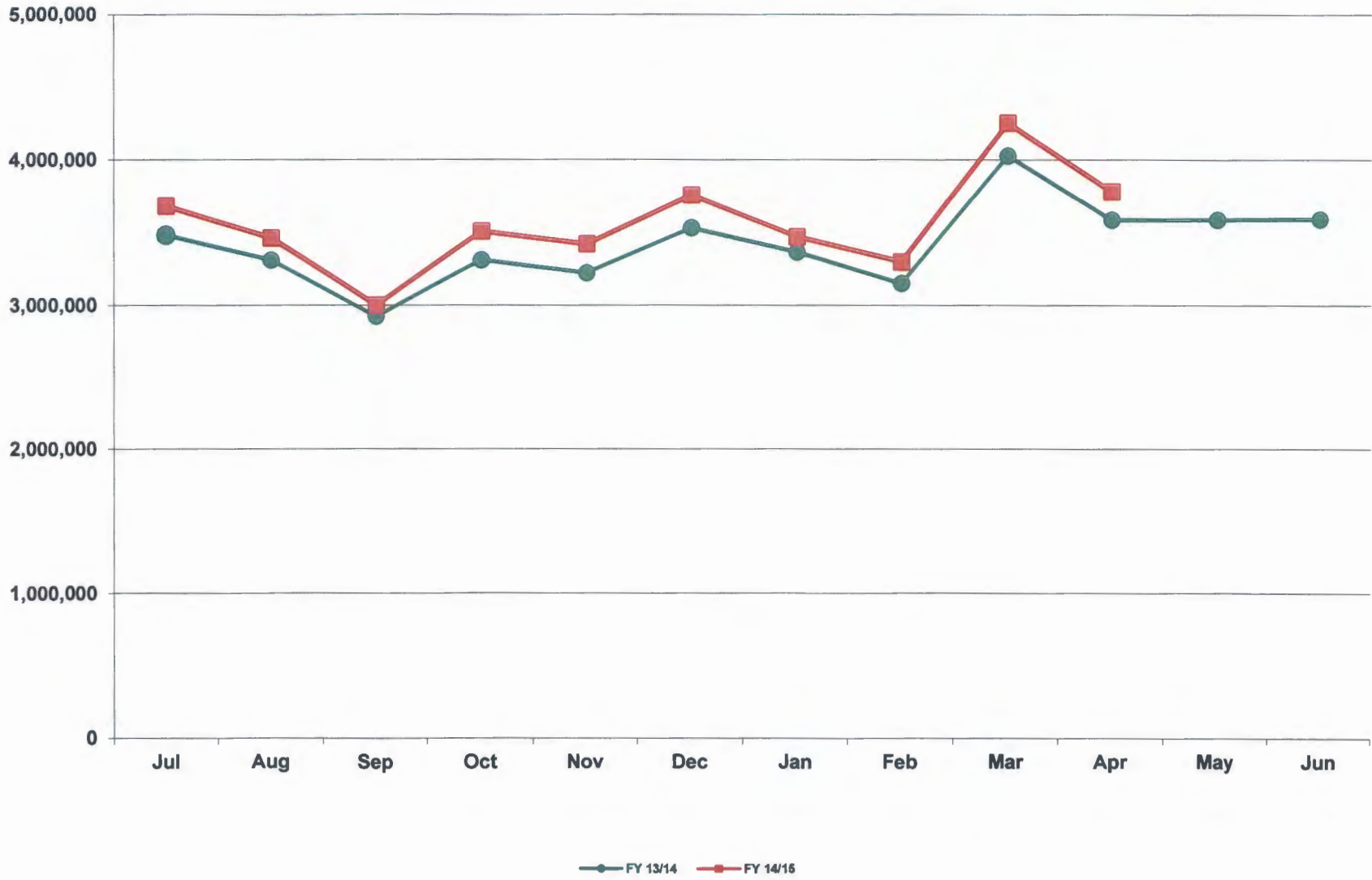
Phoenix Sky Harbor International Airport
Total Domestic Enplaned/Deplaned Passengers
April 2015



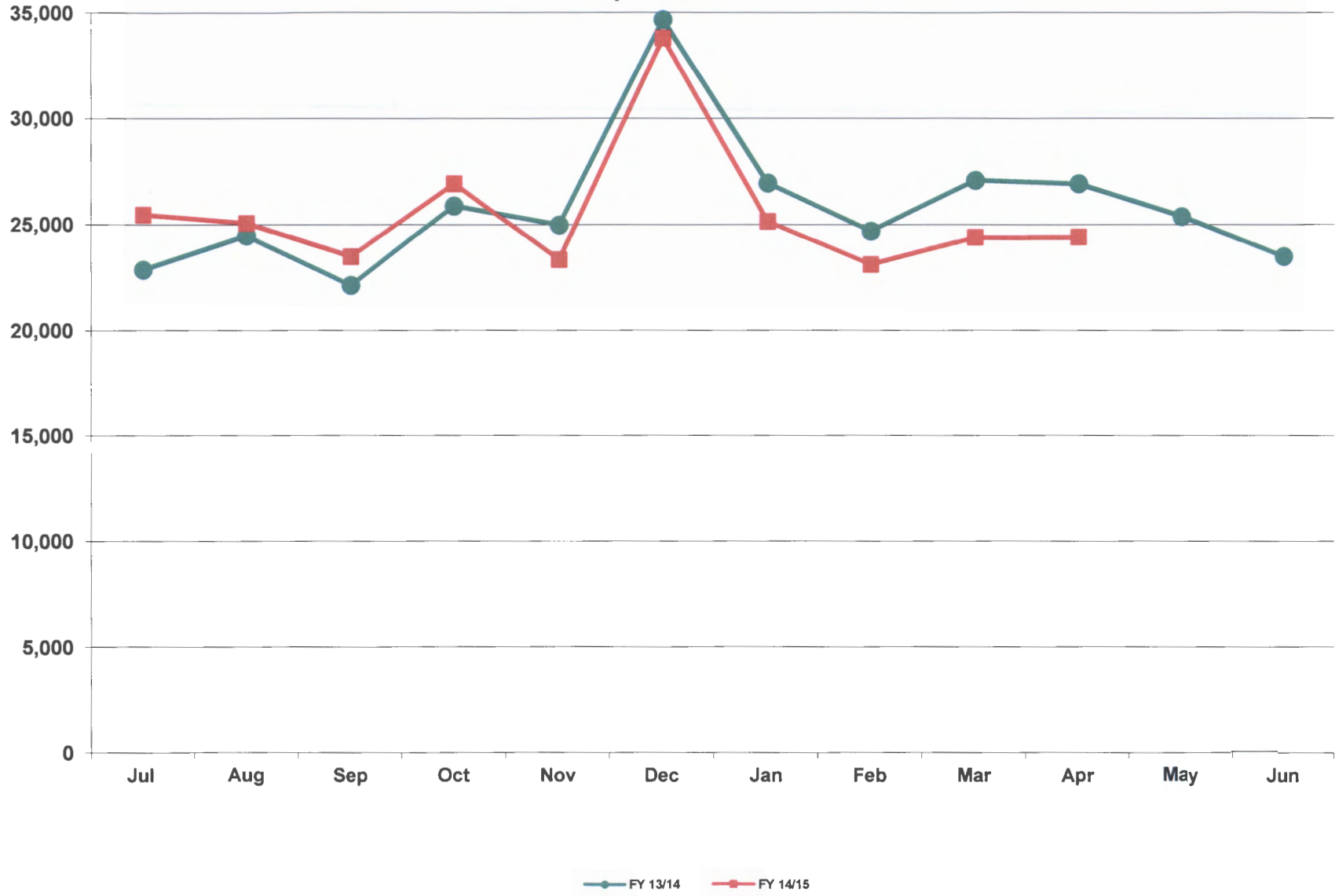
**Phoenix Sky Harbor International Airport
Total International Enplaned/Deplaned Passengers
April 2015**



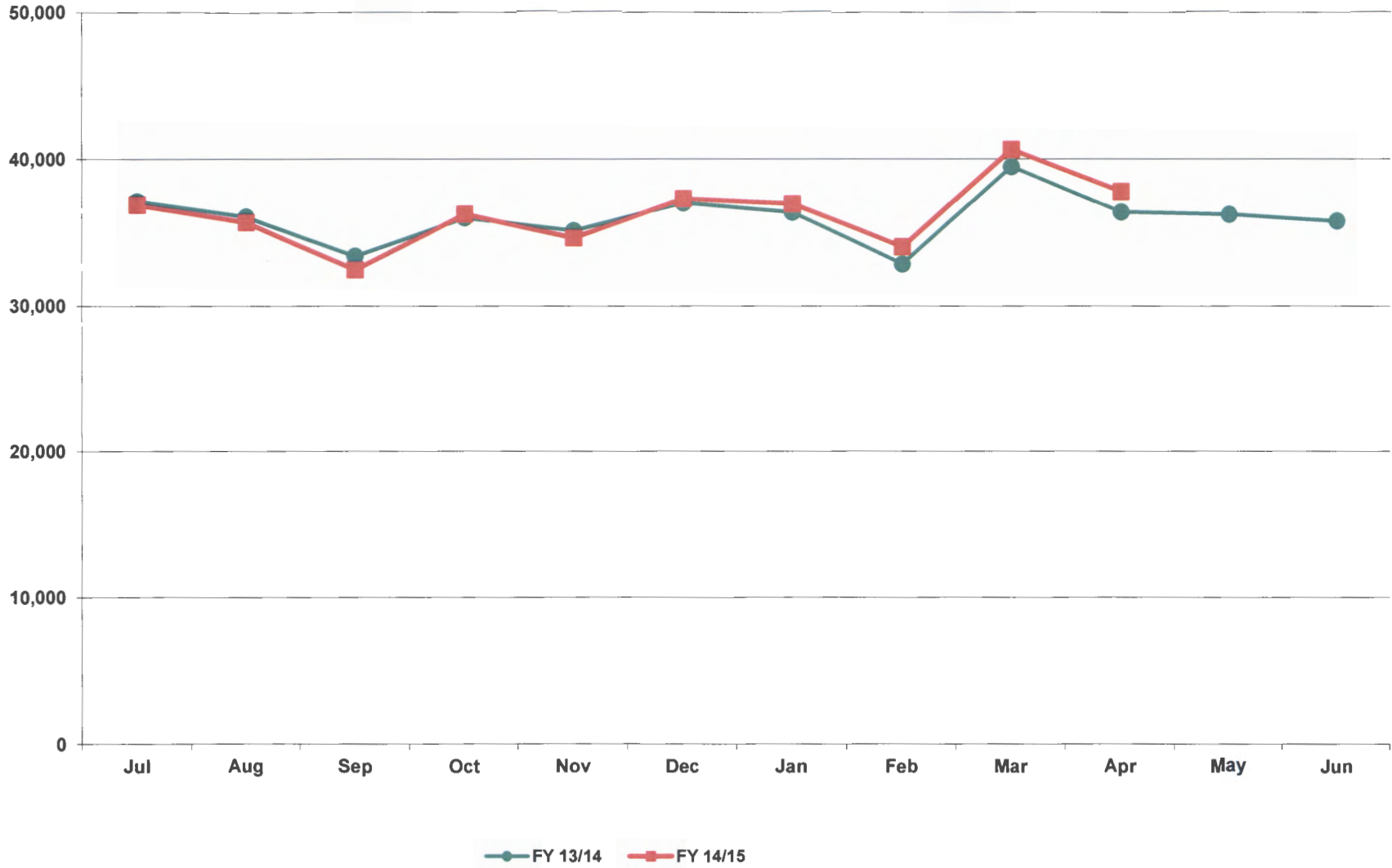
Phoenix Sky Harbor International Airport
Total Enplaned/Deplaned Passengers
April 2015



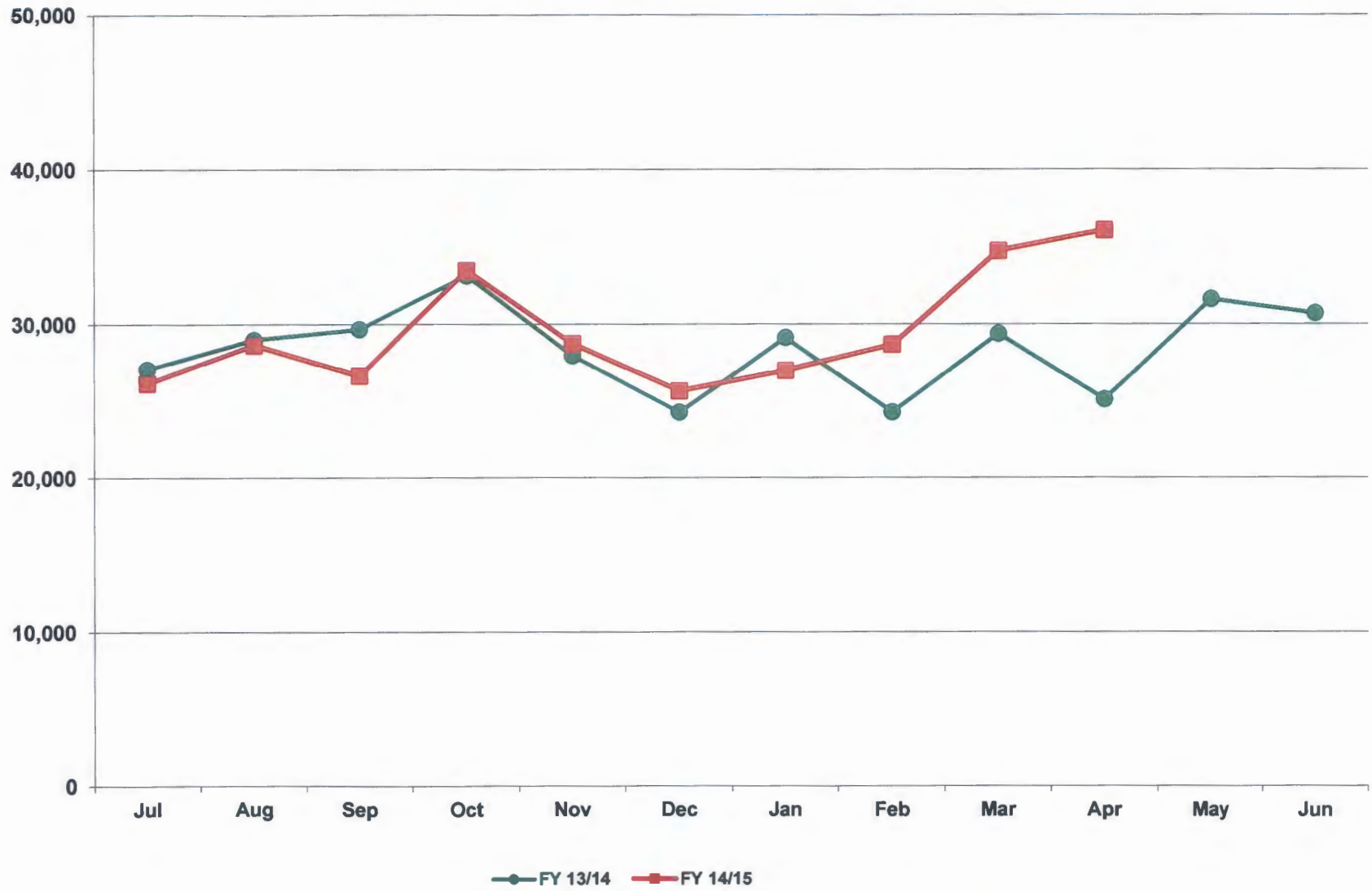
Phoenix Sky Harbor International Airport
Total Enplaned/Deplaned Cargo (Tons)
April 2015



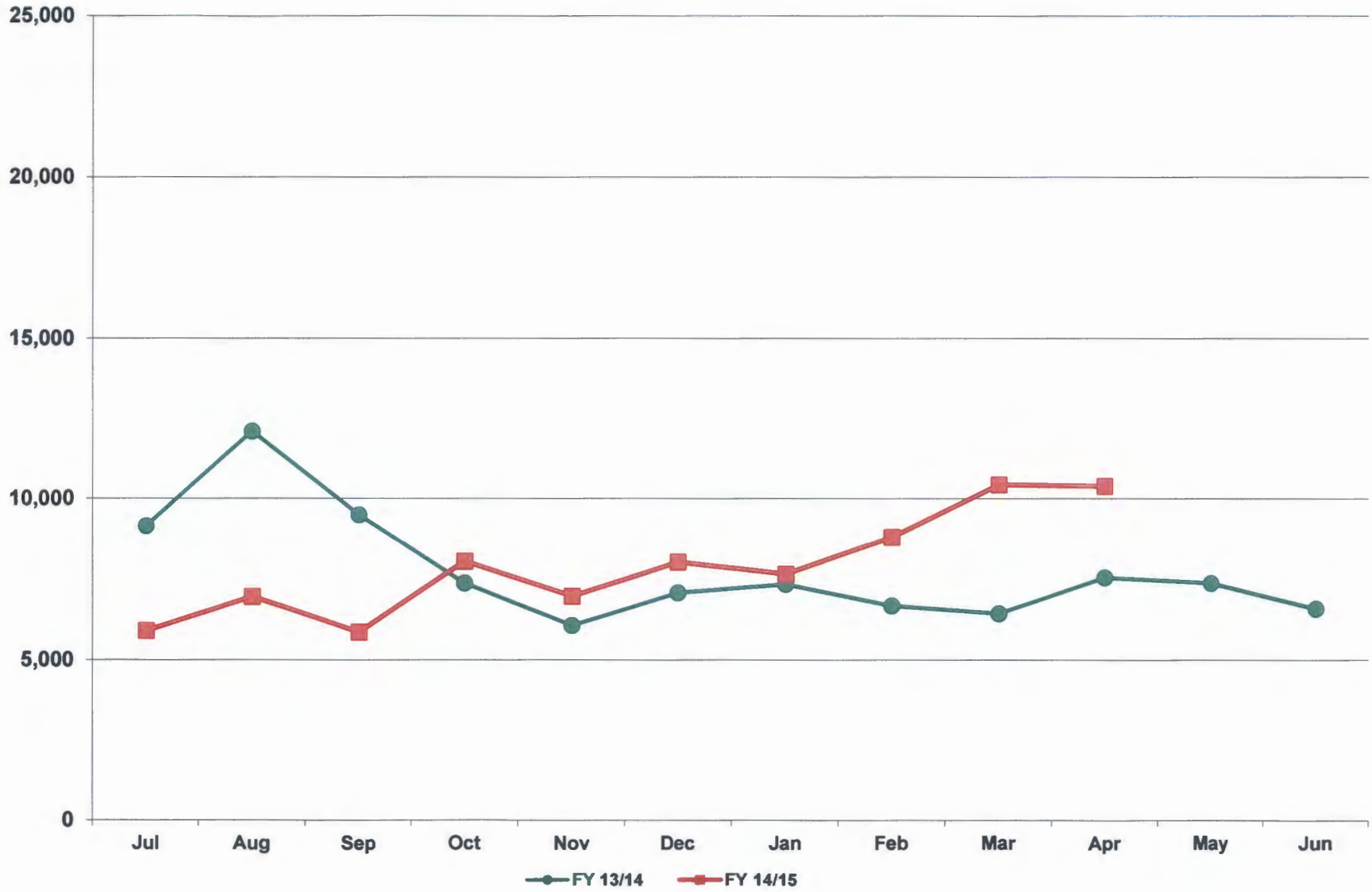
Phoenix Sky Harbor International Airport
Aircraft Operations
April 2015



Deer Valley Airport
Aircraft Operations
April 2015



Goodyear Airport
Aircraft Operations
April 2015



**City of Phoenix Aviation Department
Sky Harbor International Airport
Financial Management Division
Monthly Statistical Reports – May 2015
Table of Contents**

Reports:

- 1 Passengers, Cargo, and Aircraft Operations
- 2 Passenger Activity Report
- 3 Passenger and Activity Worksheet May 2015
- 4 Passenger and Activity Worksheet May 2014
- 5 Enplaned Passengers by Carrier for Fiscal Year 2014/15
- 6 Deplaned Passengers by Carrier for Fiscal Year 2014/15
- 7 Total Passengers by Carrier for Fiscal Year 2014/15
- 8 Enplaned Passengers by Carrier for Calendar Year 2015
- 9 Deplaned Passengers by Carrier for Calendar Year 2015
- 10 Total Passengers by Carrier for Calendar Year 2015
- 11 Airline Landing Weights – All Airlines for Fiscal Year 2014/15
- 12 Airline Landing Weights – Rates & Charges Airlines Only for Fiscal Year 2014/15

Graphs:

- 1 Domestic Enplaned / Deplaned Passengers Terminal 2
- 2 Domestic Enplaned / Deplaned Passengers Terminal 3
- 3 Domestic Enplaned / Deplaned Passengers Terminal 4
- 4 Total Domestic Enplaned / Deplaned Passengers
- 5 Total International Enplaned / Deplaned Passengers
- 6 Total Enplaned / Deplaned Passengers
- 7 Total Enplaned / Deplaned Cargo (in Tons)
- 8 Sky Harbor International Airport Aircraft Operations
- 9 Deer Valley Airport Aircraft Operations
- 10 Goodyear Airport Aircraft Operations

PASSENGERS, CARGO, AND AIRCRAFT OPERATIONS AT PHOENIX AIRPORTS: May 2015

May	2015	2014	%Chg	Fiscal YTD 2014/15	Fiscal YTD 2013/2014	%Chg	Calendar YTD 2015	Calendar YTD 2014	%Chg
PASSENGERS									
T2	138,999	121,187	14.7%	1,290,297	1,212,835	6.4%	661,851	607,650	8.9%
T3	154,770	155,540	-0.5%	1,776,865	2,097,592	-15.3%	886,997	953,084	-6.9%
T4	1,523,517	1,459,311	4.4%	15,470,494	14,365,616	7.7%	7,181,558	6,777,878	6.0%
International	87,339	89,887	-2.8%	1,059,087	1,035,045	2.3%	565,151	551,091	2.6%
Total Enplaned	1,904,625	1,825,925	4.3%	19,596,743	18,711,088	4.7%	9,295,557	8,889,703	4.6%
T2	128,092	113,055	13.3%	1,287,008	1,231,770	4.5%	645,272	616,799	4.6%
T3	148,015	149,710	-1.1%	1,797,203	2,107,453	-14.7%	889,433	946,505	-6.0%
T4	1,472,137	1,412,324	4.2%	15,504,120	14,401,021	7.7%	7,082,493	6,723,224	5.3%
International	83,447	86,370	-3.4%	1,068,344	1,050,383	1.7%	553,249	550,518	0.5%
Total Deplaned	1,831,691	1,761,459	4.0%	19,656,675	18,790,627	4.6%	9,170,447	8,837,046	3.8%
Total	3,736,316	3,587,384	4.2%	39,253,418	37,501,715	4.7%	18,466,004	17,726,749	4.2%
CARGO									
Freight enplaned	10,787	11,649	-7.4%	129,158	132,734	-2.7%	55,313	59,037	-6.3%
Freight deplaned	8,837	9,872	-10.5%	108,846	116,256	-6.4%	47,687	51,876	-8.1%
Total Freight	19,624	21,521	-8.8%	238,004	248,990	-4.4%	103,000	110,913	-7.1%
Mail enplaned	1,325	2,209	-40.0%	23,172	20,639	12.3%	9,557	11,376	-16.0%
Mail deplaned	1,306	1,701	-23.2%	16,282	16,647	-2.2%	6,793	8,885	-23.5%
Total Mail	2,631	3,910	-32.7%	39,454	37,286	5.8%	16,350	20,261	-19.3%
Total (Tons)	22,255	25,431	-12.5%	277,458	286,276	-3.1%	119,350	131,174	-9.0%
AIRCRAFT OPERATIONS									
Air Carrier/Air Taxi	34,778	34,291	1.4%	376,833	374,835	0.5%	174,644	170,990	2.1%
General Aviation	1,832	1,713	6.9%	19,841	19,244	3.1%	10,072	9,334	7.9%
Military	260	248	4.8%	2,818	2,218	27.1%	1,568	1,135	38.1%
Sky Harbor International	36,870	36,252	1.7%	399,492	396,297	0.8%	186,284	181,459	2.7%
Air Carrier/Air Taxi	461	513	-10.1%	5,141	4,750	8.2%	2,635	2,511	4.9%
General Aviation	32,143	31,111	3.3%	324,923	305,822	6.2%	158,226	136,986	15.5%
Military	6	10	-40.0%	208	101	105.9%	163	41	297.6%
Deer Valley Airport	32,610	31,634	3.1%	330,272	310,673	6.3%	161,024	139,538	15.4%
Air Carrier/Air Taxi	642	345	86.1%	6,202	1,568	295.5%	3,545	1,141	210.7%
General Aviation	9,508	6,540	45.4%	78,895	81,218	-2.9%	41,902	32,426	29.2%
Military	358	476	-24.8%	4,285	3,687	16.2%	2,279	1,724	32.2%
Goodyear Airport	10,508	7,361	42.8%	89,382	86,473	3.4%	47,726	35,291	35.2%
Total	79,988	75,247	6.3%	819,146	793,443	3.2%	395,034	356,288	10.9%

Passenger Activity Report * Sky Harbor International Airport *** May 2015**

Airline	Enplaned Passengers			Deplaned Passengers			Total Passengers		
	2015	2014	% Chg	2015	2014	% Chg	2015	2014	% Chg
TERMINAL 2									
Alaska Airlines	34,433	29,069	18.5%	29,876	25,784	15.9%	64,309	54,853	17.2%
Great Lakes Aviation	318	391	-18.7%	285	388	-26.5%	603	779	-22.6%
MN Airlines dba Sun Country	2,620		N/A	2,273		N/A	4,893		N/A
Spirit Airlines	8,536		N/A	8,298		N/A	16,834		N/A
United Airlines	93,092	91,727	1.5%	87,360	86,883	0.5%	180,452	178,610	1.0%
Total	138,999	121,187	14.7%	128,092	113,055	13.3%	267,091	234,242	14.0%
TERMINAL 3									
Delta Air Lines	117,916	108,775	8.4%	112,166	105,304	6.5%	230,082	214,079	7.5%
Frontier Airlines	20,728	20,664	0.3%	20,760	20,073	3.4%	41,488	40,737	1.8%
Hawaiian Airlines	7,809	7,422	5.2%	7,502	7,062	6.2%	15,311	14,484	5.7%
jetBlue Airways	8,317	8,412	-1.1%	7,587	7,655	-0.9%	15,904	16,067	-1.0%
MN Airlines dba Sun Country		1,898	-100.0%		1,359	-100.0%		3,257	-100.0%
Spirit Airlines		8,369	-100.0%		8,257	-100.0%		16,626	-100.0%
Total	154,770	155,540	-0.5%	148,015	149,710	-1.1%	302,785	305,250	-0.8%
TERMINAL 4									
Aerovias de Mexico dba Aeromexico		1,086	-100.0%		928	-100.0%		2,014	-100.0%
Air Canada	4,080	4,169	-2.1%	3,849	3,456	11.4%	7,929	7,625	4.0%
American Airlines	62,208	68,887	-9.7%	60,096	67,346	-10.8%	122,304	136,233	-10.2%
British Airways	9,567	10,043	-4.7%	9,593	9,381	2.3%	19,160	19,424	-1.4%
Southwest Airlines	614,801	571,412	7.6%	592,856	548,190	8.1%	1,207,657	1,119,602	7.9%
US Airways	908,656	884,685	2.7%	879,561	860,764	2.2%	1,788,217	1,745,449	2.5%
Volaris	1,760	1,597	10.2%	1,629	1,826	-10.8%	3,389	3,423	-1.0%
WestJet	9,784	7,319	33.7%	8,000	6,803	17.6%	17,784	14,122	25.9%
Total	1,610,856	1,549,198	4.0%	1,555,584	1,498,694	3.8%	3,166,440	3,047,892	3.9%
GRAND TOTAL	1,904,625	1,825,925	4.3%	1,831,691	1,761,459	4.0%	3,736,316	3,587,384	4.2%

Spirit Airlines and Sun Country moved to T2 Apr 2015

Sky Harbor International Airport - Passenger and Activity Worksheet May 2015

Airline	Enplaned Passengers				Deplaned Passengers			Freight		Mail		Landed Weight	Landings				
	Domestic	Connect	Internat'l	Total	Domestic	Internat'l	Total	Enplaned	Deplaned	Enplaned	Deplaned						
TERMINAL 2																	
Alaska Airlines	34,433			34,433	29,876		29,876	3,568	3,015			31,490,800	217				
Great Lakes Aviation	318			318	285		285	32	30			982,100	61				
MN Airlines dba Sun Country	2,620			2,620	2,273		2,273	955	5,295	4,605	8,192	2,785,600	20				
Spirit Airlines	8,536			8,536	8,298		8,298					8,200,005	58				
United Airlines	93,092			93,092	87,360		87,360	65,803	78,897	380,326	494,560	93,118,192	743				
Subtotal Terminal 2	138,999			138,999	128,092		128,092	70,358	87,237	384,931	502,752	136,576,697	1,099				
TERMINAL 3																	
Delta Air Lines	117,916			117,916	112,166		112,166					123,310,253	913				
Frontier Airlines	20,728			20,728	20,760		20,760					21,342,540	156				
Hawaiian Airlines	7,809			7,809	7,502		7,502	69,885	57,156			9,870,000	31				
jetBlue Airways	8,317			8,317	7,587		7,587					8,804,000	62				
Subtotal Terminal 3	154,770			154,770	148,015		148,015	69,885	57,156			163,326,793	1,162				
TERMINAL 4																	
Air Canada			4,080	4,080		3,849	3,849	950	752			4,397,800	31				
American Airlines	62,208			62,208	60,096		60,096	22,472	37,917	20,770	57,952	63,573,000	411				
British Airways			9,567	9,567		9,593	9,593	439,006	380,263			19,488,832	31				
Southwest Airlines	445,280	169,521		614,801	592,856		592,856	1,557,758	1,544,557			641,096,000	4,997				
US Airways	505,978	340,530	62,148	908,656	819,185	60,376	879,561	526,478	379,349	2,051,698	1,876,633	1,018,280,500	8,166				
Volaris			1,760	1,760		1,629	1,629					1,891,565	13				
WestJet			9,784	9,784		8,000	8,000					9,969,000	72				
Subtotal Terminal 4	1,013,466	510,051	87,339	1,610,856	1,472,137	83,447	1,555,584	2,546,664	2,342,838	2,072,468	1,934,585	1,758,696,697	13,721				
Total Passenger Airlines	1,307,235	510,051	87,339	1,904,625	1,748,244	83,447	1,831,691	2,686,907	2,487,231	2,457,399	2,437,337	2,058,600,187	15,982				
AIR CARGO (SOUTH)																	
Federal Express								12,227,297	7,565,570			59,442,900	164				
United Parcel Service								4,851,021	5,576,705	192,439	174,202	30,619,360	102				
Subtotal Air Cargo (South)								17,078,318	13,142,275	192,439	174,202	90,062,260	266				
AIR CARGO (WEST)																	
Ameriflight								376,759	434,194			4,471,972	323				
DHL Express/Atlas Air								1,216,597	1,250,074			11,603,000	41				
Empire Airlines								99,416	99,797			807,500	95				
IFL Group								116,719	259,598			986,000	17				
Subtotal Air Cargo (West)								1,809,491	2,043,663			17,868,472	476				
Total Cargo Airlines								18,887,809	15,185,938	192,439	174,202	107,930,732	742				
Grand Total	1,307,235	510,051	87,339	1,904,625	1,748,244	83,447	1,831,691	21,574,716	17,673,169	2,649,838	2,611,539	2,166,530,919	16,724				
Total All Passengers:	3,736,316							Total Air Cargo in Tons:	10,787	+	8,837	+	1,325	+	1,306	=	22,255

Sky Harbor International Airport - Passenger and Activity Worksheet May 2014

Airline	Enplaned Passengers				Deplaned Passengers			Freight		Mail		Landed Weight	Landings				
	Domestic	Connect	Internat'l	Total	Domestic	Internat'l	Total	Enplaned	Deplaned	Enplaned	Deplaned						
TERMINAL 2																	
Alaska Airlines	29,069			29,069	25,784		25,784	14,537	53,563			26,859,400	187				
Great Lakes Aviation	391			391	388		388	85	129			1,078,700	67				
United Airlines	91,727			91,727	86,883		86,883	60,116	59,097	373,127	364,327	92,284,020	782				
Subtotal Terminal 2	121,187			121,187	113,055		113,055	74,738	112,789	373,127	364,327	120,222,120	1,036				
TERMINAL 3																	
Delta Air Lines	108,775			108,775	105,304		105,304	82,211	69,691	323,810	346,245	114,980,700	786				
Frontier Airlines	20,664			20,664	20,073		20,073					19,927,140	144				
Hawaiian Airlines	7,422			7,422	7,062		7,062	65,069	30,241			9,770,000	31				
jetBlue Airways	8,412			8,412	7,655		7,655					8,804,000	62				
MN Airlines dba Sun Country	1,898			1,898	1,359		1,359			30,895	26,232	2,488,400	19				
Spirit Airlines	8,369			8,369	8,257		8,257					8,805,172	62				
Subtotal Terminal 3	155,540			155,540	149,710		149,710	147,280	99,932	354,705	372,477	164,775,412	1,104				
TERMINAL 4																	
Aerovias de Mexico dba Aeromexico			1,086	1,086			928	928				1,276,470	30				
Air Canada			4,169	4,169			3,456	3,456	1,308	1,154		4,323,500	31				
American Airlines	68,887			68,887	67,346		67,346	53,314	71,602			66,093,000	588				
British Airways			10,043	10,043			9,381	9,381	355,819	410,124		19,488,832	31				
Southwest Airlines	414,207	157,205		571,412	548,190		548,190	1,417,466	1,504,294			618,008,000	4,896				
US Airways	454,028	364,984	65,673	884,685	796,788	63,976	860,764	1,535,393	837,334	3,542,046	2,547,073	991,694,300	8,056				
Volaris			1,597	1,597			1,826	1,826				2,297,212	16				
WestJet			7,319	7,319			6,803	6,803				6,688,000	47				
Subtotal Terminal 4	937,122	522,189	89,887	1,549,198	1,412,324	86,370	1,498,694	3,363,300	2,824,508	3,542,046	2,547,073	1,709,869,314	13,695				
Total Passenger Airlines	1,213,849	522,189	89,887	1,825,925	1,675,089	86,370	1,761,459	3,585,318	3,037,229	4,269,878	3,283,877	1,994,866,846	15,835				
AIR CARGO (SOUTH)																	
Federal Express								11,661,973	8,399,340			59,416,400	155				
United Parcel Service								5,789,353	5,744,027	148,586	117,580	34,886,700	115				
Subtotal Air Cargo (South)								17,451,326	14,143,367	148,586	117,580	94,303,100	270				
AIR CARGO (WEST)																	
ABX Air								1,619,240	1,757,947			11,784,000	43				
Aimet Systems								120	311			107,800	7				
Ameriflight								413,082	407,910			4,707,454	345				
Empire Airlines								118,247	94,134			824,500	97				
IFL Group								111,517	242,335			1,044,000	18				
Subtotal Air Cargo (West)								2,262,206	2,502,637			18,467,754	510				
Total Cargo Airlines								19,713,532	16,646,004	148,586	117,580	112,770,854	780				
Grand Total	1,213,849	522,189	89,887	1,825,925	1,675,089	86,370	1,761,459	23,298,850	19,683,233	4,418,464	3,401,457	2,107,637,700	16,615				
Total All Passengers:	3,587,384							Total Air Cargo in Tons:	11,649	+	9,842	+	2,209	+	1,701	=	25,401

Sky Harbor International Airport - Enplaned Passengers by Carrier
Fiscal Year 2014/15

Airline	Jul	Aug	Sep	Oct	Nov	Dec	Jan	Feb	Mar	Apr	May	Jun	Total
TERMINAL 2													
Alaska Airlines	25,780	24,036	23,274	28,460	34,149	33,732	30,099	33,019	39,150	36,534	34,433		342,666
Great Lakes Aviation	487	523	408	412	293	333	162	150	212	188	318		3,486
MN Airlines dba Sun Country										4,939	2,620		7,559
Spirit Airlines										14,458	8,536		22,994
United Airlines	61,915	65,350	70,066	89,616	86,718	82,894	79,853	88,310	105,020	90,758	93,092		913,592
Total	88,182	89,909	93,748	118,488	121,160	116,959	110,114	121,479	144,382	146,877	138,999		1,290,297
TERMINAL 3													
Delta Air Lines	105,945	99,774	86,299	100,828	98,787	108,943	104,691	111,331	147,769	130,008	117,916		1,212,291
Frontier Airlines	19,787	16,619	18,176	19,569	23,382	31,428	27,477	26,771	28,514	26,882	20,728		259,333
Hawaiian Airlines	6,834	6,935	6,847	7,115	6,916	7,611	6,908	6,360	7,648	7,105	7,809		78,088
jetBlue Airways	7,419	7,711	6,794	7,675	6,762	7,337	6,676	7,285	8,388	8,052	8,317		82,416
MN Airlines dba Sun Country				2,677	3,563	4,793	5,223	5,757	5,460				27,473
Spirit Airlines	8,089	7,014	6,764	8,200	15,245	18,030	16,469	16,995	20,458				117,264
Total	148,074	138,053	124,880	146,064	154,655	178,142	167,444	174,499	218,237	172,047	154,770		1,776,865
TERMINAL 4													
Aerovias de Mexico dba Aeromexico	1,078	1,204	24										2,306
Air Canada	3,613	3,790	3,587	5,117	6,669	9,305	11,993	13,514	19,715	15,950	4,080		97,333
American Airlines	64,567	62,712	57,126	68,168	67,605	72,810	66,818	63,925	79,055	67,163	62,208		732,157
British Airways	7,992	8,998	9,197	8,943	7,889	8,607	7,771	6,803	9,086	8,727	9,567		93,580
Southwest Airlines	558,987	523,019	484,473	524,070	534,097	576,007	521,308	516,527	662,692	616,094	614,801		6,132,075
US Airways	939,513	882,646	701,648	847,730	777,012	866,304	772,194	747,243	936,535	868,268	908,656		9,247,749
Volaris	1,972	1,439	1,176	1,422	1,180	2,097	1,372	1,085	1,133	1,384	1,760		16,020
WestJet	5,291	6,169	5,491	9,645	26,614	25,869	28,069	28,914	31,959	30,556	9,784		208,361
Total	1,583,013	1,489,977	1,262,722	1,465,095	1,421,066	1,560,999	1,409,525	1,378,011	1,740,175	1,608,142	1,610,856		16,529,581
GRAND TOTAL	1,819,269	1,717,939	1,481,350	1,729,647	1,696,881	1,856,100	1,687,083	1,673,989	2,102,794	1,927,066	1,904,625		19,596,743

Sky Harbor International Airport - Deplanned Passengers by Carrier
Fiscal Year 2014/15

Airline	Jul	Aug	Sep	Oct	Nov	Dec	Jan	Feb	Mar	Apr	May	Jun	Total
TERMINAL 2													
Alaska Airlines	25,042	25,796	25,681	31,228	34,310	33,064	33,224	31,869	39,266	34,056	29,876		343,412
Great Lakes Aviation	431	512	481	439	297	325	176	175	242	225	285		3,588
MN Airlines dba Sun Country										3,977	2,273		6,250
Spirit Airlines										11,788	8,298		20,086
United Airlines	62,341	66,165	73,777	92,692	86,685	82,470	87,828	83,403	104,103	86,848	87,360		913,672
Total	87,814	92,473	99,939	124,359	121,292	115,859	121,228	115,447	143,611	136,894	128,092		1,287,008
TERMINAL 3													
Delta Air Lines	104,537	101,707	90,766	105,047	100,227	109,921	113,822	110,629	150,995	121,869	112,166		1,221,686
Frontier Airlines	19,966	16,469	18,838	20,609	23,088	31,464	29,257	26,849	29,338	24,977	20,760		261,615
Hawaiian Airlines	7,177	7,438	6,858	7,648	6,701	7,636	7,263	6,160	7,851	7,282	7,502		79,516
jetBlue Airways	7,804	7,966	7,066	8,136	6,964	7,815	7,625	6,877	8,189	7,774	7,587		83,803
MN Airlines dba Sun Country				2,848	3,549	5,061	6,448	5,867	5,496				29,269
Spirit Airlines	8,364	7,060	6,808	8,345	15,591	18,296	18,330	17,361	21,159				121,314
Total	147,848	140,640	130,336	152,633	156,120	180,193	182,745	173,743	223,028	161,902	148,015		1,797,203
TERMINAL 4													
Aerovias de Mexico dba Aeromexico	1,263	1,098	41										2,402
Air Canada	3,406	3,618	3,442	5,772	7,159	10,991	12,863	14,393	18,778	13,544	3,849		97,815
American Airlines	67,606	64,895	60,008	70,413	68,085	77,918	71,753	61,791	80,827	65,310	60,096		748,702
British Airways	10,253	9,510	9,883	10,177	8,330	8,440	9,236	7,490	9,803	9,012	9,593		101,727
Southwest Airlines	567,366	523,020	491,227	533,971	533,888	576,368	543,104	499,985	668,817	584,644	592,856		6,115,246
US Airways	967,876	899,203	714,947	863,596	784,711	881,677	803,752	705,157	951,650	838,305	879,561		9,290,435
Volaris	2,341	1,910	1,031	1,536	1,628	2,058	1,857	1,135	1,476	1,560	1,629		18,161
WestJet	5,511	6,301	6,006	12,847	27,710	27,685	19,385	29,876	31,109	23,546	8,000		197,976
Total	1,625,622	1,509,555	1,286,585	1,498,312	1,431,511	1,585,137	1,461,950	1,319,827	1,762,460	1,535,921	1,555,584		16,572,464
GRAND TOTAL	1,861,284	1,742,668	1,516,860	1,775,304	1,708,923	1,881,189	1,765,923	1,609,017	2,129,099	1,834,717	1,831,691		19,656,675

Sky Harbor International Airport - Total Passengers by Carrier
Fiscal Year 2014/15

Airline	Jul	Aug	Sep	Oct	Nov	Dec	Jan	Feb	Mar	Apr	May	Jun	Total
TERMINAL 2													
Alaska Airlines	50,822	49,832	48,955	59,688	68,459	66,796	63,323	64,888	78,416	70,590	64,309		686,078
Great Lakes Aviation	918	1,035	889	851	590	658	338	325	454	413	603		7,074
MN Airlines dba Sun Country										8,916	4,893		13,809
Spirit Airlines										26,246	16,834		43,080
United Airlines	124,256	131,515	143,843	182,308	173,403	165,364	167,681	171,713	209,123	177,606	180,452		1,827,264
Total	175,996	182,382	193,687	242,847	242,452	232,818	231,342	236,926	287,993	283,771	267,091		2,577,305
TERMINAL 3													
Delta Air Lines	210,482	201,481	177,065	205,875	199,014	218,864	218,513	221,960	298,764	251,877	230,082		2,433,977
Frontier Airlines	39,753	33,088	37,014	40,178	46,470	62,892	56,734	53,620	57,852	51,859	41,488		520,948
Hawaiian Airlines	14,011	14,373	13,705	14,763	13,617	15,247	14,171	12,520	15,499	14,387	15,311		157,604
jetBlue Airways	15,223	15,677	13,860	15,811	13,726	15,152	14,301	14,162	16,577	15,826	15,904		166,219
MN Airlines dba Sun Country				5,525	7,112	9,854	11,671	11,624	10,956				56,742
Spirit Airlines	16,453	14,074	13,572	16,545	30,836	36,326	34,799	34,356	41,617				238,578
Total	295,922	278,693	255,216	298,697	310,775	358,335	350,189	348,242	441,265	333,949	302,785		3,574,068
TERMINAL 4													
Aerovias de Mexico dba Aeromexico	2,341	2,302	65										4,708
Air Canada	7,019	7,408	7,029	10,889	13,828	20,296	24,856	27,907	38,493	29,494	7,929		195,148
American Airlines	132,173	127,607	117,134	138,581	135,690	150,728	138,571	125,716	159,882	132,473	122,304		1,480,859
British Airways	18,245	18,508	19,080	19,120	16,219	17,047	17,007	14,293	18,889	17,739	19,160		195,307
Southwest Airlines	1,126,353	1,046,039	975,700	1,058,041	1,067,985	1,152,375	1,064,412	1,016,512	1,331,509	1,200,738	1,207,657		12,247,321
US Airways	1,907,389	1,781,849	1,416,595	1,711,326	1,561,723	1,747,981	1,575,946	1,452,400	1,888,185	1,706,573	1,788,217		18,538,184
Volaris	4,313	3,349	2,207	2,958	2,808	4,155	3,229	2,220	2,609	2,944	3,389		34,181
WestJet	10,802	12,470	11,497	22,492	54,324	53,554	47,454	58,790	63,068	54,102	17,784		406,337
Total	3,208,635	2,999,532	2,549,307	2,963,407	2,852,577	3,146,136	2,871,475	2,697,838	3,502,635	3,144,063	3,166,440		33,102,045
GRAND TOTAL	3,680,553	3,460,607	2,998,210	3,504,951	3,405,804	3,737,289	3,453,006	3,283,006	4,231,893	3,761,783	3,736,316		39,253,418

Sky Harbor International Airport - Enplaned Passengers by Carrier
Calendar Year 2015

Airline	Jan	Feb	Mar	Apr	May	Jun	Jul	Aug	Sep	Oct	Nov	Dec	Total
TERMINAL 2													
Alaska Airlines	30,099	33,019	39,150	36,534	34,433								173,235
Great Lakes Aviation	162	150	212	188	318								1,030
MN Airlines dba Sun Country				4,939	2,620								7,559
Spirit Airlines				14,458	8,536								22,994
United Airlines	79,853	88,310	105,020	90,758	93,092								457,033
Total	110,114	121,479	144,382	146,877	138,999								661,851
TERMINAL 3													
Delta Air Lines	104,691	111,331	147,769	130,008	117,916								611,715
Frontier Airlines	27,477	26,771	28,514	26,882	20,728								130,372
Hawaiian Airlines	6,908	6,360	7,648	7,105	7,809								35,830
jetBlue Airways	6,676	7,285	8,388	8,052	8,317								38,718
MN Airlines dba Sun Country	5,223	5,757	5,460										16,440
Spirit Airlines	16,469	16,995	20,458										53,922
Total	167,444	174,499	218,237	172,047	154,770								886,997
TERMINAL 4													
Air Canada	11,993	13,514	19,715	15,950	4,080								65,252
American Airlines	66,818	63,925	79,055	67,163	62,208								339,169
British Airways	7,771	6,803	9,086	8,727	9,567								41,954
Southwest Airlines	521,308	516,527	662,692	616,094	614,801								2,931,422
US Airways	772,194	747,243	936,535	868,268	908,656								4,232,896
Volaris	1,372	1,085	1,133	1,384	1,760								6,734
WestJet	28,069	28,914	31,959	30,556	9,784								129,282
Total	1,409,525	1,378,011	1,740,175	1,608,142	1,610,856								7,746,709
GRAND TOTAL	1,687,083	1,673,989	2,102,794	1,927,066	1,904,625								9,295,557

Sky Harbor International Airport - Deplaned Passengers by Carrier
Calendar Year 2015

Airline	Jan	Feb	Mar	Apr	May	Jun	Jul	Aug	Sep	Oct	Nov	Dec	Total
TERMINAL 2													
Alaska Airlines	33,224	31,869	39,266	34,056	29,876								168,291
Great Lakes Aviation	176	175	242	225	285								1,103
MN Airlines dba Sun Country				3,977	2,273								6,250
Spirit Airlines				11,788	8,298								20,086
United Airlines	87,828	83,403	104,103	86,848	87,360								449,542
Total	121,228	115,447	143,611	136,894	128,092								645,272
TERMINAL 3													
Delta Air Lines	113,822	110,629	150,995	121,869	112,166								609,481
Frontier Airlines	29,257	26,849	29,338	24,977	20,760								131,181
Hawaiian Airlines	7,263	6,160	7,851	7,282	7,502								36,058
jetBlue Airways	7,625	6,877	8,189	7,774	7,587								38,052
MN Airlines dba Sun Country	6,448	5,867	5,496										17,811
Spirit Airlines	18,330	17,361	21,159										56,850
Total	182,745	173,743	223,028	161,902	148,015								889,433
TERMINAL 4													
Air Canada	12,863	14,393	18,778	13,544	3,849								63,427
American Airlines	71,753	61,791	80,827	65,310	60,096								339,777
British Airways	9,236	7,490	9,803	9,012	9,593								45,134
Southwest Airlines	543,104	499,985	668,817	584,644	592,856								2,889,406
US Airways	803,752	705,157	951,650	838,305	879,561								4,178,425
Volaris	1,857	1,135	1,476	1,560	1,629								7,657
WestJet	19,385	29,876	31,109	23,546	8,000								111,916
Total	1,461,950	1,319,827	1,762,460	1,535,921	1,555,584								7,635,742
GRAND TOTAL	1,765,923	1,609,017	2,129,099	1,834,717	1,831,691								9,170,447

Sky Harbor International Airport - Total Passengers by Carrier
Calendar Year 2015

Airline	Jan	Feb	Mar	Apr	May	Jun	Jul	Aug	Sep	Oct	Nov	Dec	Total
TERMINAL 2													
Alaska Airlines	63,323	64,888	78,416	70,590	64,309								341,526
Great Lakes Aviation	338	325	454	413	603								2,133
MN Airlines dba Sun Country				8,916	4,893								13,809
Spirit Airlines				26,246	16,834								43,080
United Airlines	167,681	171,713	209,123	177,606	180,452								906,575
Total	231,342	236,926	287,993	283,771	267,091								1,307,123
TERMINAL 3													
Delta Air Lines	218,513	221,960	298,764	251,877	230,082								1,221,196
Frontier Airlines	56,734	53,620	57,852	51,859	41,488								261,553
Hawaiian Airlines	14,171	12,520	15,499	14,387	15,311								71,888
jetBlue Airways	14,301	14,162	16,577	15,826	15,904								76,770
MN Airlines dba Sun Country	11,671	11,624	10,956										34,251
Spirit Airlines	34,799	34,356	41,617										110,772
Total	350,189	348,242	441,265	333,949	302,785								1,776,430
TERMINAL 4													
Air Canada	24,856	27,907	38,493	29,494	7,929								128,679
American Airlines	138,571	125,716	159,882	132,473	122,304								678,946
British Airways	17,007	14,293	18,889	17,739	19,160								87,088
Southwest Airlines	1,064,412	1,016,512	1,331,509	1,200,738	1,207,657								5,820,828
US Airways	1,575,946	1,452,400	1,888,185	1,706,573	1,788,217								8,411,321
Volaris	3,229	2,220	2,609	2,944	3,389								14,391
WestJet	47,454	58,790	63,068	54,102	17,784								241,198
Total	2,871,475	2,697,838	3,502,635	3,144,063	3,166,440								15,382,451
GRAND TOTAL	3,453,006	3,283,006	4,231,893	3,761,783	3,736,316								18,466,004

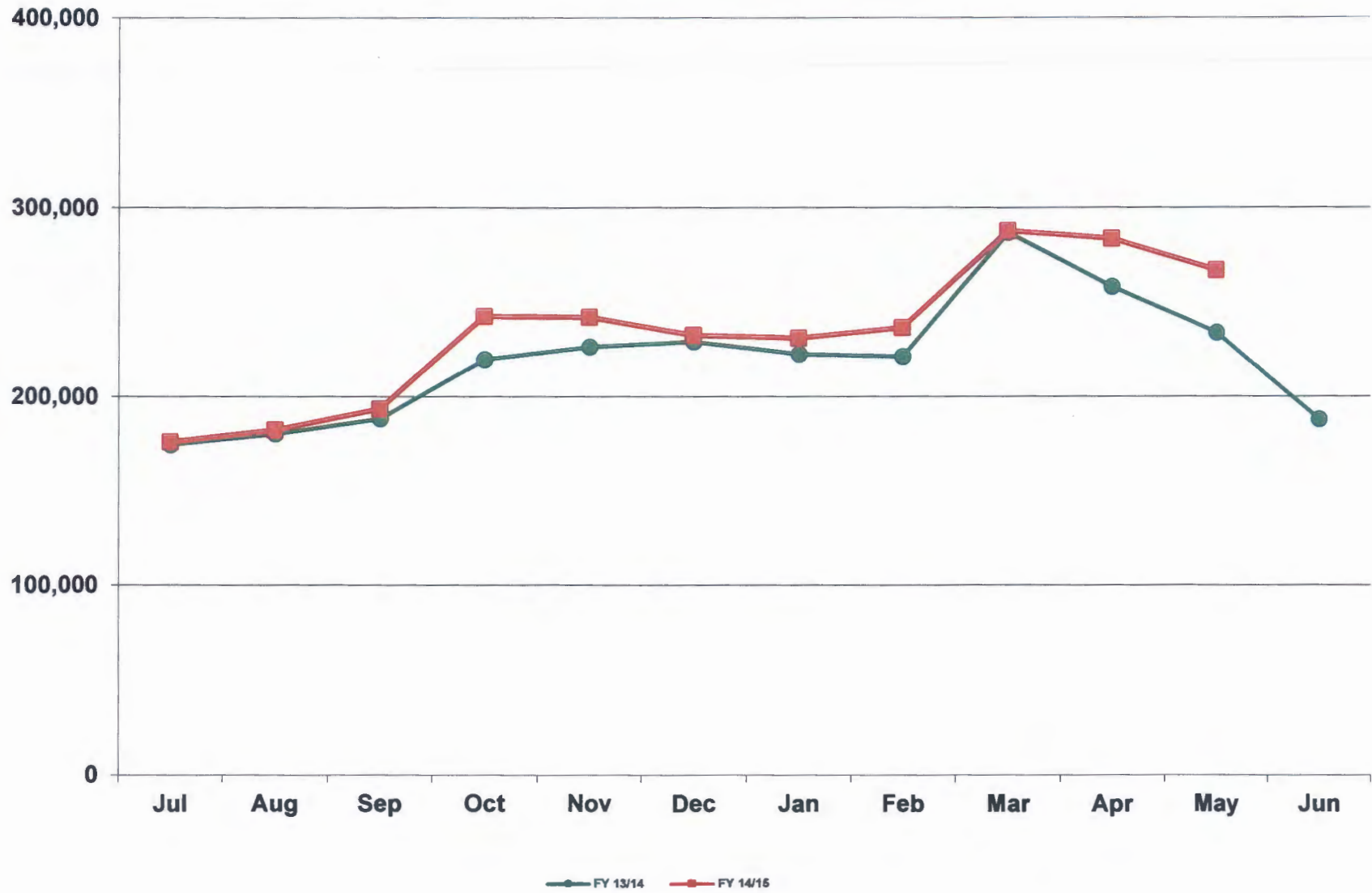
Sky Harbor International Airport
Landing Weights (in Thousands) Fiscal Year 2014/15 - All Airlines

Airline	Jul	Aug	Sep	Oct	Nov	Dec	Jan	Feb	Mar	Apr	May	Jun	Total
Aerovias de Mexico dba Aeromexico	1,319	1,319	43										2,681
Air Canada	4,245	4,216	4,088	6,260	7,920	12,519	15,156	15,207	20,961	17,194	4,398		112,164
Alaska Airlines	25,230	26,226	27,329	31,062	33,997	30,916	31,397	30,949	35,887	34,417	31,491		338,901
American Airlines	65,143	65,352	63,213	70,696	69,144	75,439	71,627	62,524	89,341	77,216	63,573		773,268
British Airways	19,489	19,489	18,860	19,489	18,231	18,860	18,860	16,345	19,489	18,860	19,489		207,461
Delta Air Lines	108,225	107,197	95,136	110,827	110,578	123,995	133,318	131,005	164,629	139,600	123,310		1,347,820
Frontier Airlines	20,022	18,609	19,707	20,703	24,396	32,273	31,400	28,053	29,744	27,884	21,343		274,134
Great Lakes Aviation	1,304	1,481	1,385	1,336	1,030	1,304	853	725	918	869	982		12,187
Hawaiian Airlines	9,920	9,920	9,575	10,165	9,600	9,795	10,240	8,960	10,460	9,845	9,870		108,350
jetBlue Airways	8,378	8,804	8,094	8,804	7,952	8,520	8,236	7,810	8,804	8,378	8,804		92,584
MN Airlines dba Sun Country				3,662	3,954	5,481	6,852	5,751	5,284	4,942	2,786		38,712
Southwest Airlines	623,450	599,066	570,416	591,890	579,492	610,924	611,692	548,556	680,578	648,072	641,096		6,705,232
Spirit Airlines	8,896	8,898	8,476	8,767	17,108	18,042	18,042	15,860	18,180	12,543	8,200		143,012
United Airlines	64,221	69,811	78,199	96,200	94,844	88,633	91,224	89,888	103,787	91,843	93,118		961,768
US Airways	1,079,915	1,014,777	837,220	991,594	927,814	1,010,394	959,593	865,576	1,051,777	974,562	1,018,281		10,731,503
Volaris	2,037	1,892	1,707	1,884	1,892	2,328	1,892	1,746	1,601	1,892	1,892		20,763
WestJet	6,215	6,413	6,008	14,669	32,526	33,212	34,374	30,682	33,539	32,351	9,969		239,958
Passenger	2,048,009	1,963,470	1,749,456	1,988,008	1,940,478	2,082,635	2,044,756	1,859,637	2,274,979	2,100,468	2,058,602		22,110,498
ABX Air	11,990	11,814	11,522	12,512	10,652	11,512	12,077	3,264					85,343
Airnet Systems	73	41											114
Ameriflight	4,706	4,397	3,890	4,434	3,655	4,246	4,085	3,938	4,589	4,640	4,472		47,052
DHL Express/Atlas Air								7,924	12,169	12,452	11,603		44,148
Empire Airlines	791	850	757	833	918	1,012	944	867	774	808	808		9,362
Federal Express	60,310	60,298	57,847	67,090	60,777	106,953	64,731	59,378	61,002	63,137	59,443		720,966
IFL Group	1,160	1,044	928	1,102	870	986	986	928	986	1,160	986		11,136
United Parcel Service	36,015	33,859	33,927	37,793	35,993	75,438	34,845	31,944	32,777	33,845	30,619		417,055
Cargo	115,045	112,303	108,871	123,764	112,865	200,147	117,668	108,243	112,297	116,042	107,931		1,335,176
Grand Total	2,163,054	2,075,773	1,858,327	2,111,772	2,053,343	2,282,782	2,162,424	1,967,880	2,387,276	2,216,510	2,166,533		23,445,674

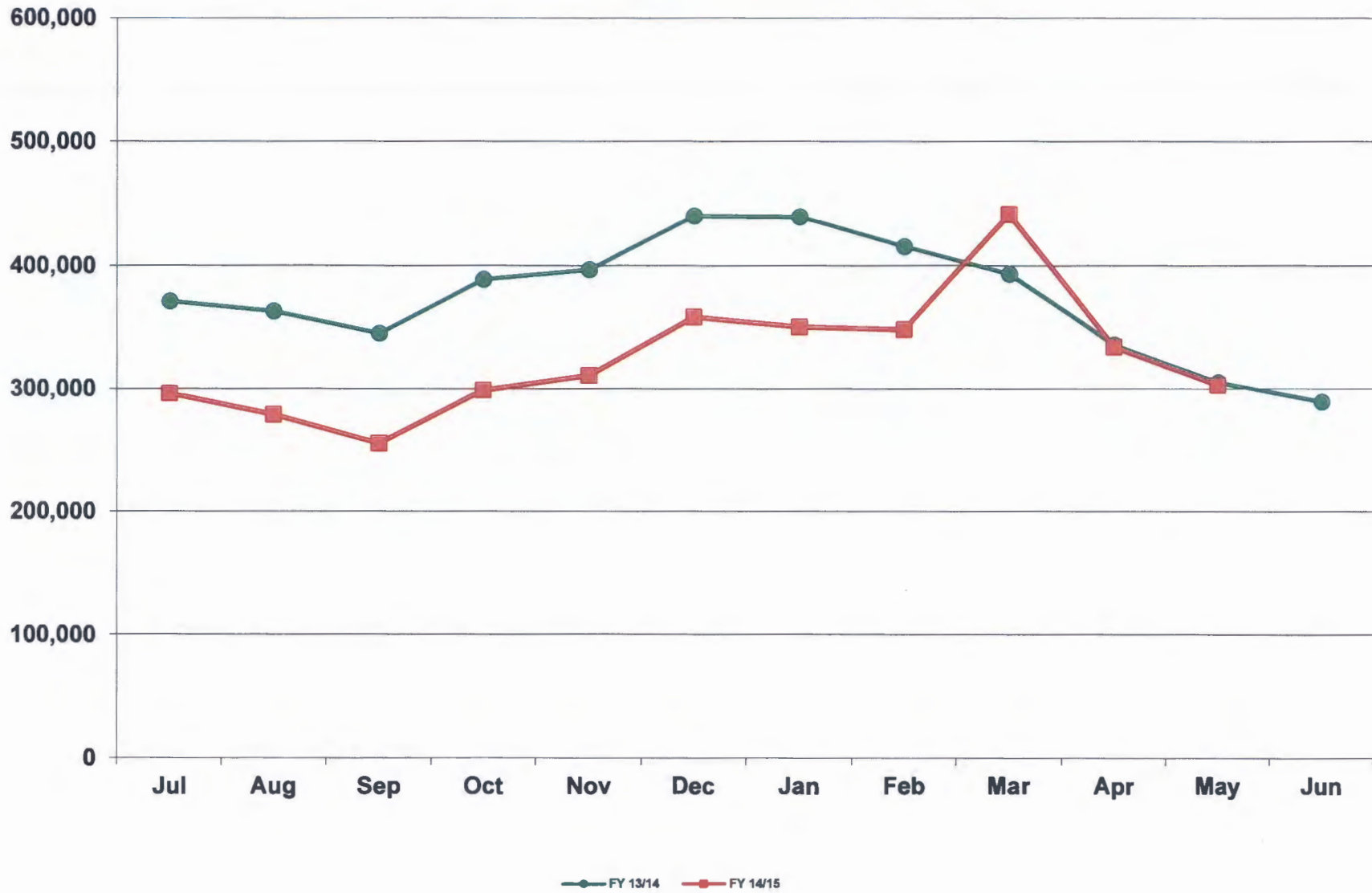
Sky Harbor International Airport
Landing Weights (in Thousands) Fiscal Year 2014/15 - Rates & Charges Airlines

Airline	Jul	Aug	Sep	Oct	Nov	Dec	Jan	Feb	Mar	Apr	May	Jun	Total
Aerovias de Mexico dba Aeromexico	1,319	1,319	43										2,681
Air Canada	4,245	4,216	4,088	6,260	7,920	12,519	15,156	15,207	20,961	17,194	4,398		112,164
Alaska Airlines	25,230	26,226	27,329	31,062	33,997	30,916	31,397	30,949	35,887	34,417	31,491		338,901
American Airlines	65,143	65,352	63,213	70,696	69,144	75,439	71,627	62,524	89,341	77,216	63,573		773,268
British Airways	19,489	19,489	18,860	19,489	18,231	18,860	18,860	16,345	19,489	18,860	19,489		207,461
Delta Air Lines	108,225	107,197	95,136	110,827	110,578	123,995	133,318	131,005	164,629	139,600	123,310		1,347,820
Frontier Airlines	20,022	18,609	19,707	20,703	24,396	32,273	31,400	28,053	29,744	27,884	21,343		274,134
Great Lakes Aviation	1,304	1,481	1,385	1,336	1,030	1,304	853	725	918	869	982		12,187
Hawaiian Airlines	9,920	9,920	9,575	10,165	9,600	9,795	10,240	8,960	10,460	9,845	9,870		108,350
jetBlue Airways	8,378	8,804	8,094	8,804	7,952	8,520	8,236	7,810	8,804	8,378	8,804		92,584
MN Airlines dba Sun Country				3,662	3,954	5,481	6,852	5,751	5,284	4,942	2,786		38,712
Southwest Airlines	623,450	599,066	570,416	591,890	579,492	610,924	611,692	548,556	680,578	648,072	641,096		6,705,232
Spirit Airlines	8,896	8,898	8,476	8,767	17,108	18,042	18,042	15,860	18,180	12,543	8,200		143,012
United Airlines	64,221	69,811	78,199	96,200	94,844	88,633	91,224	89,888	103,787	91,843	93,118		961,768
US Airways	1,079,915	1,014,777	837,220	991,594	927,814	1,010,394	959,593	865,576	1,051,777	974,562	1,018,281		10,731,503
Volaris	2,037	1,892	1,707	1,884	1,892	2,328	1,892	1,746	1,601	1,892	1,892		20,763
WestJet	6,215	6,413	6,008	14,669	32,526	33,212	34,374	30,682	33,539	32,351	9,969		239,958
Passenger	2,048,009	1,963,470	1,749,456	1,988,008	1,940,478	2,082,635	2,044,756	1,859,637	2,274,979	2,100,468	2,058,602		22,110,498
ABX Air	11,990	11,814	11,522	12,512	10,652	11,512	12,077	3,264					85,343
DHL Express/Atlas Air								7,924	12,169	12,452	11,603		44,148
Federal Express	60,310	60,298	57,847	67,090	60,777	106,953	64,731	59,378	61,002	63,137	59,443		720,966
IFL Group	1,160	1,044	928	1,102	870	986	986	928	986	1,160	986		11,136
United Parcel Service	36,015	33,859	33,927	37,793	35,993	75,438	34,845	31,944	32,777	33,845	30,619		417,055
Cargo	109,475	107,015	104,224	118,497	108,292	194,889	112,639	103,438	106,934	110,594	102,651		1,278,648
Grand Total	2,157,484	2,070,485	1,853,680	2,106,505	2,048,770	2,277,524	2,157,395	1,963,075	2,381,913	2,211,062	2,161,253		23,389,146

Phoenix Sky Harbor International Airport
Domestic Enplaned/Deplaned Passengers Terminal 2
May 2015



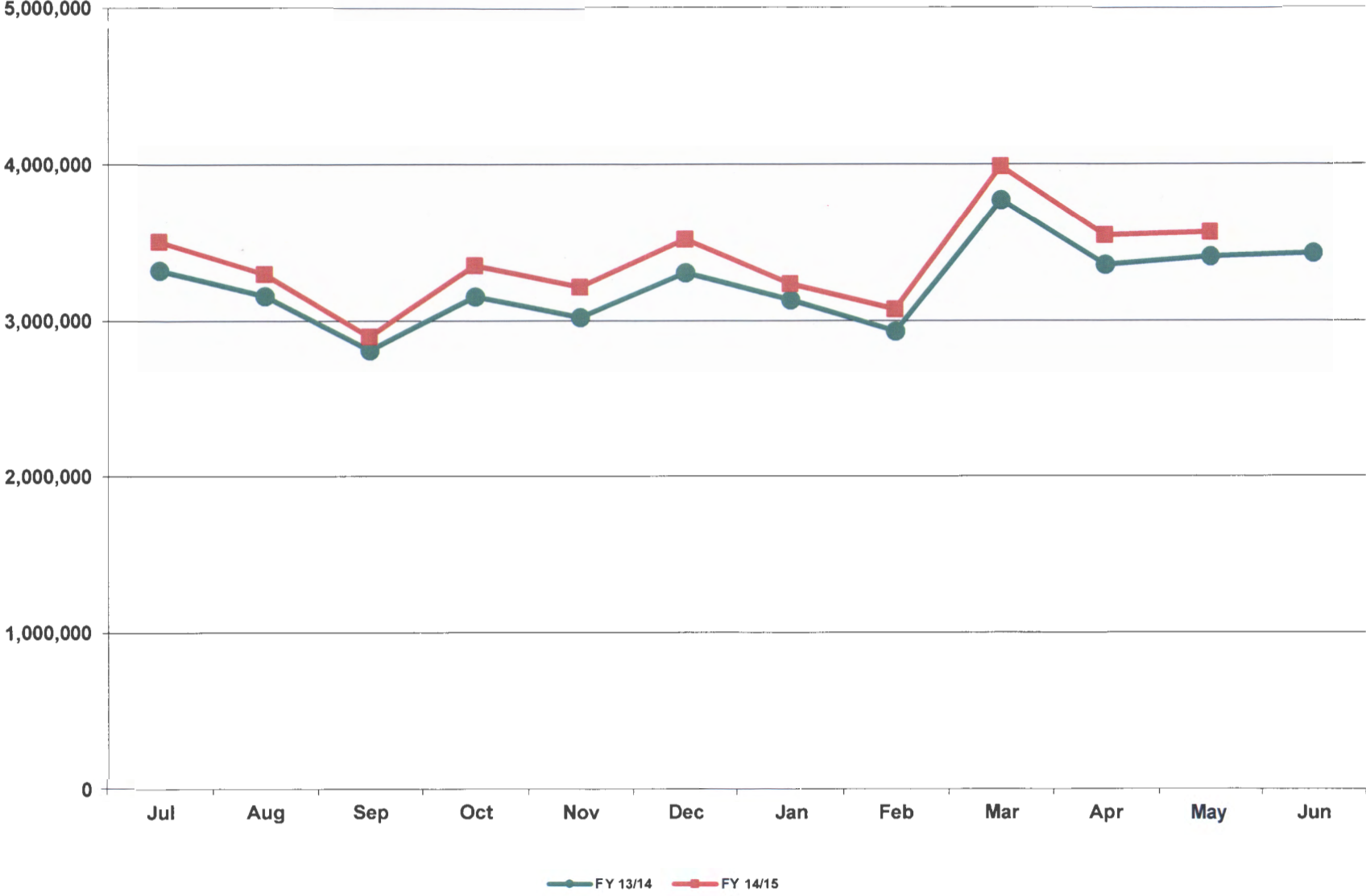
Phoenix Sky Harbor International Airport
Domestic Enplaned/Deplaned Passengers Terminal 3
May 2015



Phoenix Sky Harbor International Airport
Domestic Enplaned/Deplaned Passengers Terminal 4
May 2015



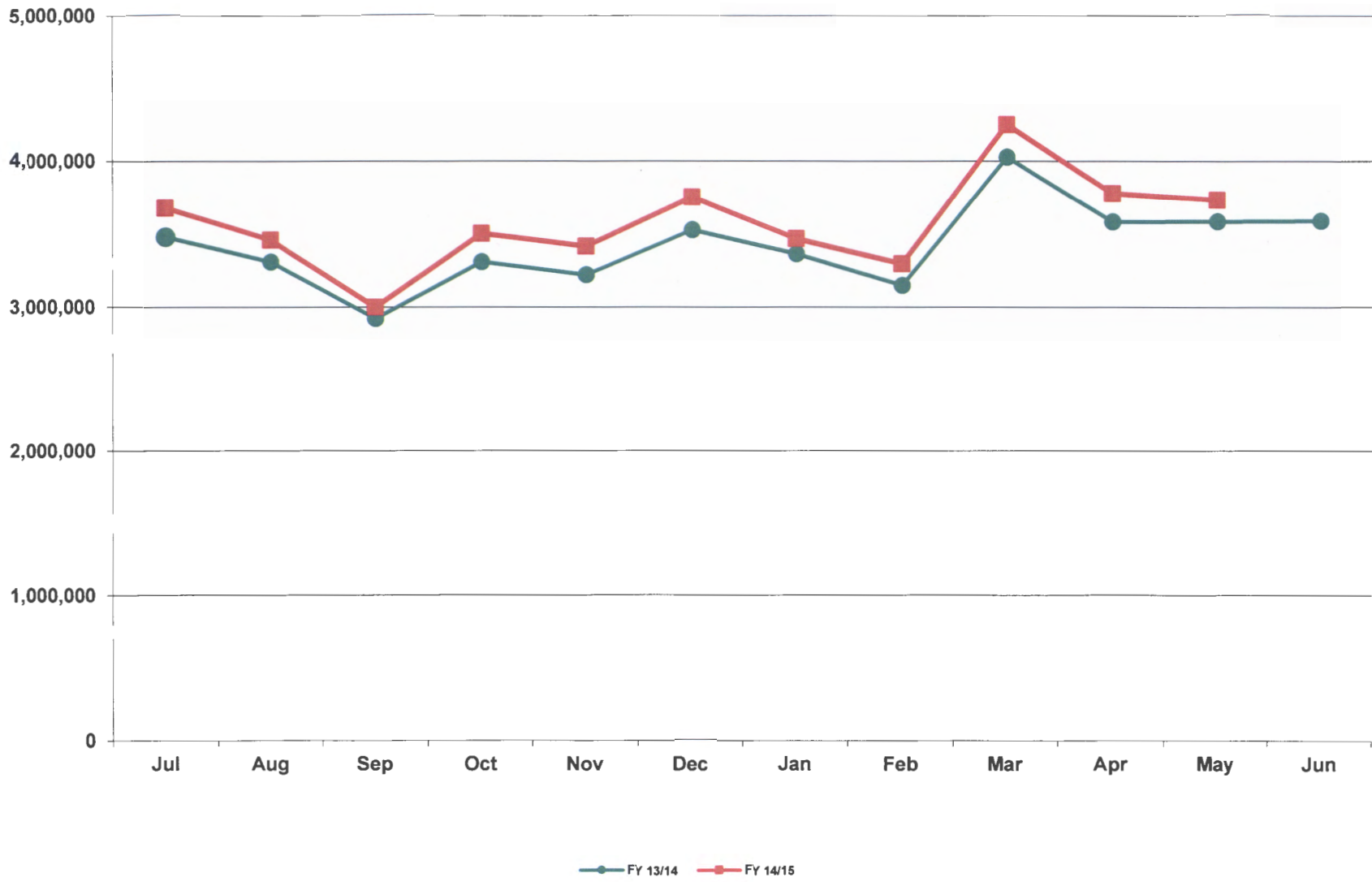
Phoenix Sky Harbor International Airport
Total Domestic Enplaned/Deplaned Passengers
May 2015



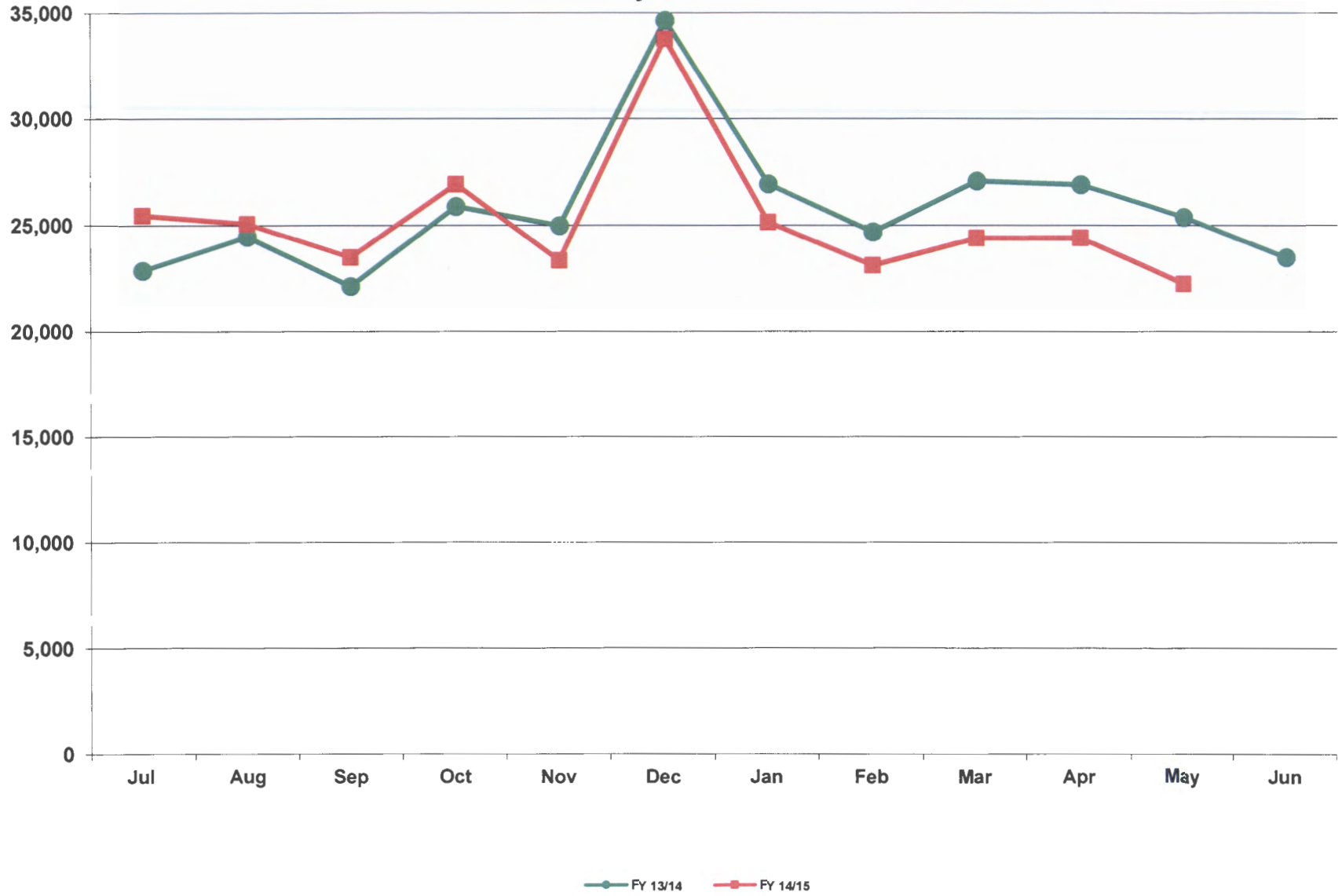
**Phoenix Sky Harbor International Airport
Total International Enplaned/Deplaned Passengers
May 2015**



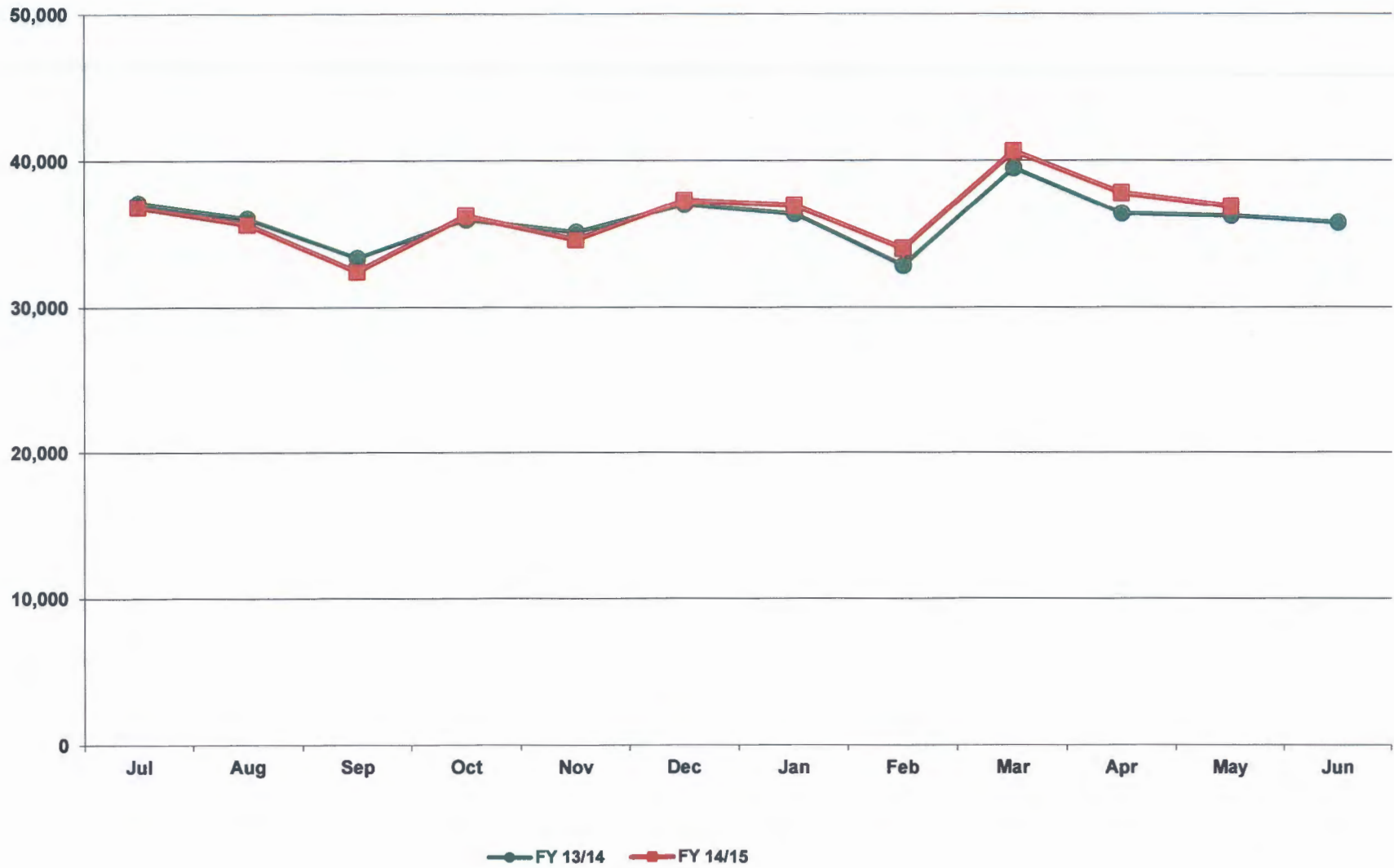
Phoenix Sky Harbor International Airport
Total Enplaned/Deplaned Passengers
May 2015



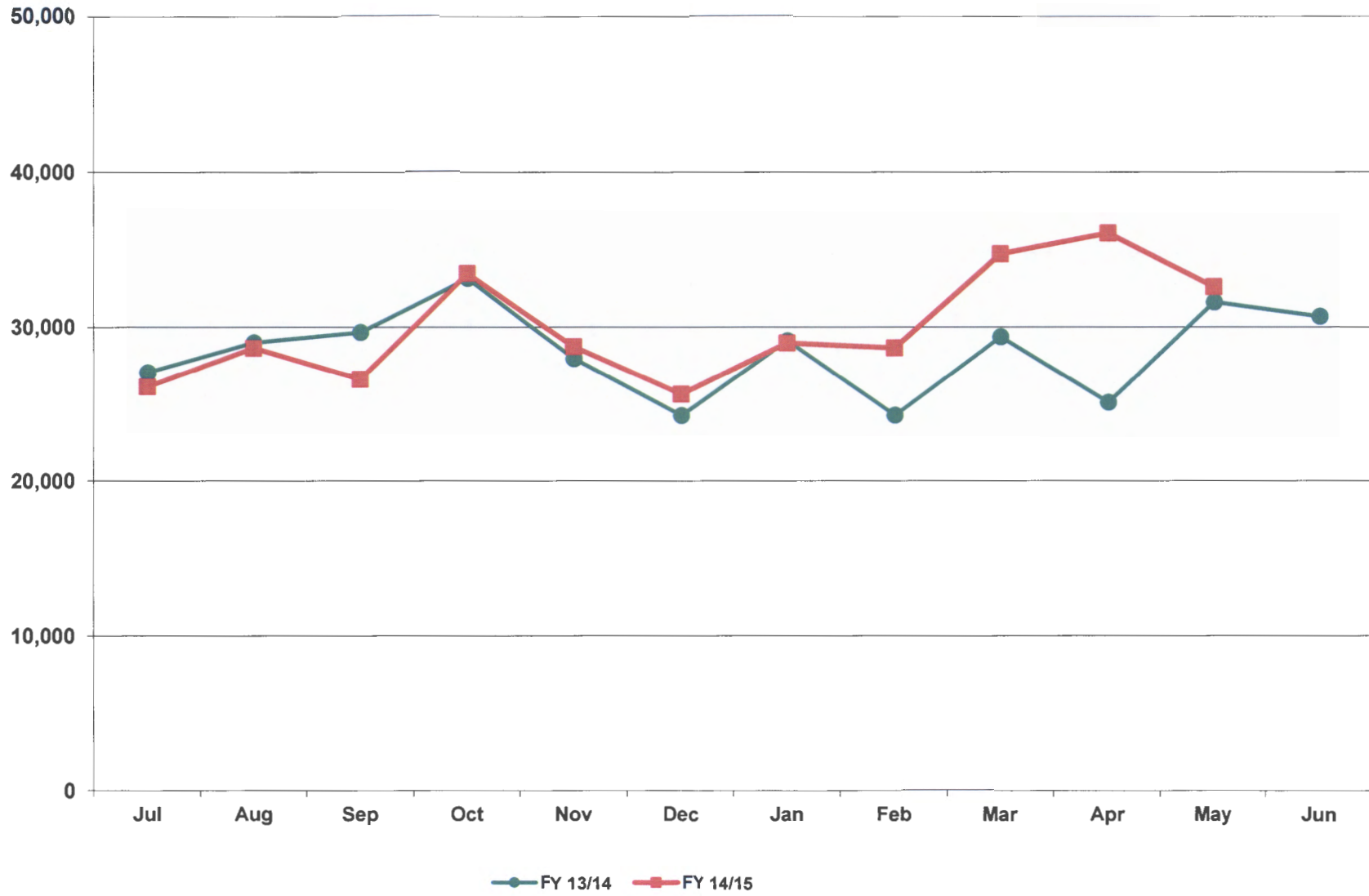
Phoenix Sky Harbor International Airport
Total Enplaned/Deplaned Cargo (Tons)
May 2015



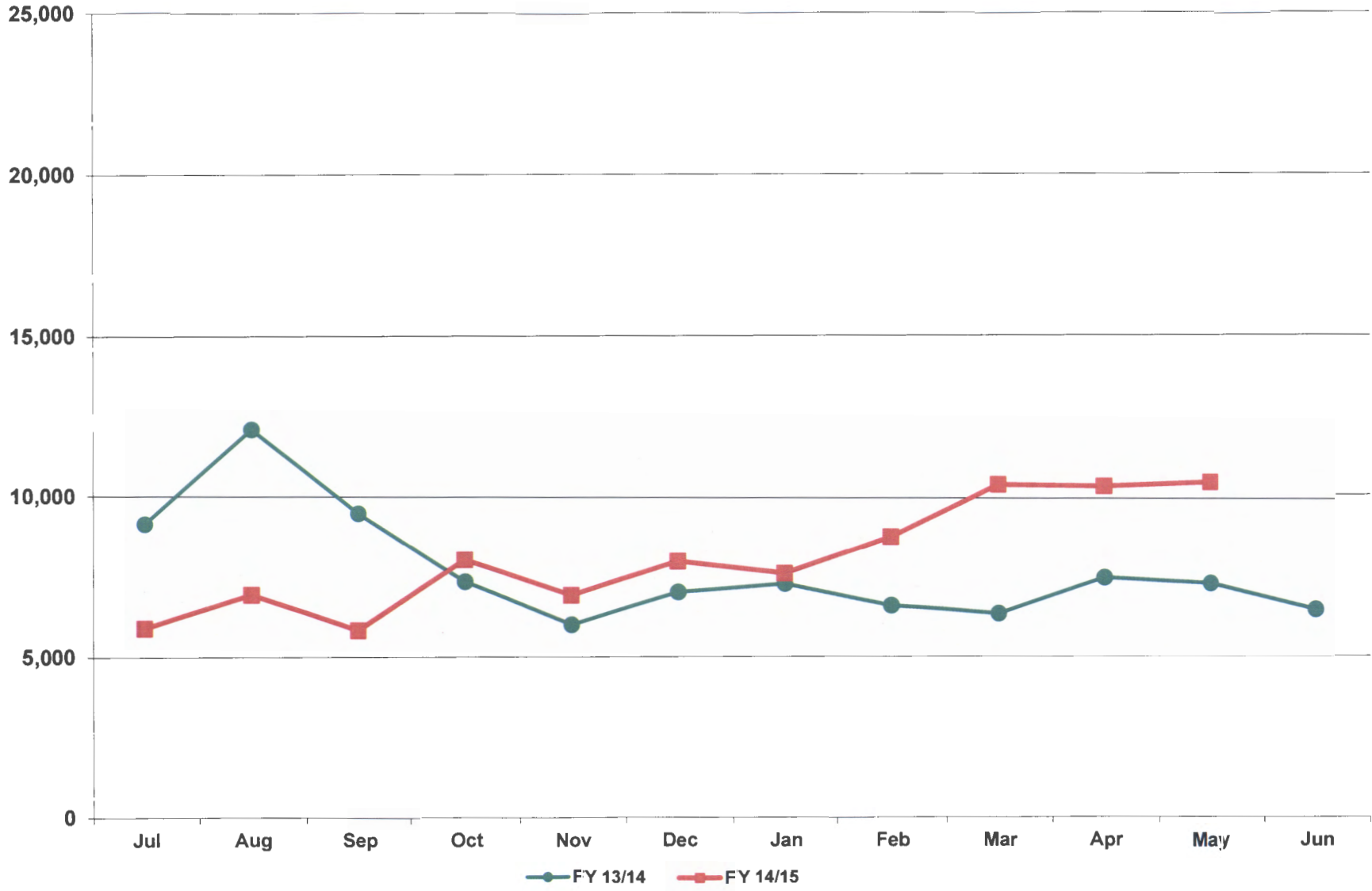
Phoenix Sky Harbor International Airport
Aircraft Operations
May 2015



Deer Valley Airport
Aircraft Operations
May 2015



Goodyear Airport
Aircraft Operations
May 2015



**City of Phoenix Aviation Department
Sky Harbor International Airport
Financial Management Division
Monthly Statistical Reports – June 2015
Table of Contents**

Reports:

- 1 Passengers, Cargo, and Aircraft Operations
- 2 Passenger Activity Report
- 3 Passenger and Activity Worksheet June 2015
- 4 Passenger and Activity Worksheet June 2014
- 5 Enplaned Passengers by Carrier for Fiscal Year 2014/15
- 6 Deplaned Passengers by Carrier for Fiscal Year 2014/15
- 7 Total Passengers by Carrier for Fiscal Year 2014/15
- 8 Enplaned Passengers by Carrier for Calendar Year 2015
- 9 Deplaned Passengers by Carrier for Calendar Year 2015
- 10 Total Passengers by Carrier for Calendar Year 2015
- 11 Airline Landing Weights – All Airlines for Fiscal Year 2014/15
- 12 Airline Landing Weights – Rates & Charges Airlines Only for Fiscal Year 2014/15

Graphs:

- 1 Domestic Enplaned / Deplaned Passengers Terminal 2
- 2 Domestic Enplaned / Deplaned Passengers Terminal 3
- 3 Domestic Enplaned / Deplaned Passengers Terminal 4
- 4 Total Domestic Enplaned / Deplaned Passengers
- 5 Total International Enplaned / Deplaned Passengers
- 6 Total Enplaned / Deplaned Passengers
- 7 Total Enplaned / Deplaned Cargo (in Tons)
- 8 Sky Harbor International Airport Aircraft Operations
- 9 Deer Valley Airport Aircraft Operations
- 10 Goodyear Airport Aircraft Operations

PASSENGERS, CARGO, AND AIRCRAFT OPERATIONS AT PHOENIX AIRPORTS: June 2015

June	2015	2014	%Chg	Fiscal YTD 2014/15	Fiscal YTD 2013/2014	%Chg	Calendar YTD 2015	Calendar YTD 2014	%Chg
PASSENGERS									
T2	104,916	95,943	9.4%	1,395,213	1,308,778	6.6%	766,767	703,593	9.0%
T3	148,003	147,330	0.5%	1,924,868	2,244,922	-14.3%	1,035,000	1,100,414	-5.9%
T4	1,558,176	1,484,602	5.0%	17,028,670	15,850,218	7.4%	8,739,734	8,262,480	5.8%
International	80,731	79,785	1.2%	1,139,818	1,114,830	2.2%	645,882	630,876	2.4%
Total Enplaned	1,891,826	1,807,660	4.7%	21,488,569	20,518,748	4.7%	11,187,383	10,697,363	4.6%
T2	99,899	92,091	8.5%	1,386,907	1,323,861	4.8%	745,171	708,890	5.1%
T3	145,695	141,932	2.7%	1,942,898	2,249,385	-13.6%	1,035,128	1,088,437	-4.9%
T4	1,538,580	1,471,246	4.6%	17,042,700	15,872,267	7.4%	8,621,073	8,194,470	5.2%
International	79,535	78,753	1.0%	1,147,879	1,129,136	1.7%	632,784	629,271	0.6%
Total Deplaned	1,863,709	1,784,022	4.5%	21,520,384	20,574,649	4.6%	11,034,156	10,621,068	3.9%
Total	3,755,535	3,591,682	4.6%	43,008,953	41,093,397	4.7%	22,221,539	21,318,431	4.2%
CARGO									
Freight enplaned	11,480	11,280	1.8%	140,639	144,014	-2.3%	66,793	70,316	-5.0%
Freight deplaned	9,530	8,978	6.1%	118,376	125,234	-5.5%	57,217	60,854	-6.0%
Total Freight	21,010	20,258	3.7%	259,015	269,248	-3.8%	124,010	131,170	-5.5%
Mail enplaned	1,848	1,882	-1.8%	25,020	22,521	11.1%	11,405	13,257	-14.0%
Mail deplaned	1,807	1,408	28.3%	18,089	18,056	0.2%	8,600	10,294	-16.5%
Total Mail	3,655	3,290	11.1%	43,109	40,577	6.2%	20,005	23,551	-15.1%
Total (Tons)	24,665	23,548	4.7%	302,124	309,825	-2.5%	144,015	154,721	-6.9%
AIRCRAFT OPERATIONS									
Air Carrier/Air Taxi	34,712	34,152	1.6%	411,545	408,987	0.6%	209,356	205,142	2.1%
General Aviation	1,571	1,476	6.4%	21,412	20,720	3.3%	11,643	10,810	7.7%
Military	162	166	-2.4%	2,980	2,384	25.0%	1,730	1,301	33.0%
Sky Harbor International	36,445	35,794	1.8%	435,937	432,091	0.9%	222,729	217,253	2.5%
Air Carrier/Air Taxi	410	366	12.0%	5,551	5,116	8.5%	3,045	2,877	5.8%
General Aviation	28,139	30,341	-7.3%	353,062	336,163	5.0%	186,365	167,327	11.4%
Military	23	-	N/A	231	101	128.7%	186	41	353.7%
Deer Valley Airport	28,572	30,707	-7.0%	358,844	341,380	5.1%	189,596	170,245	11.4%
Air Carrier/Air Taxi	480	366	31.1%	6,682	1,934	245.5%	4,025	1,507	167.1%
General Aviation	9,067	5,935	52.8%	87,962	87,153	0.9%	50,969	38,361	32.9%
Military	389	268	45.1%	4,674	3,955	18.2%	2,668	1,992	33.9%
Goodyear Airport	9,936	6,569	51.3%	99,318	93,042	6.7%	57,662	41,860	37.7%
Total	74,953	73,070	2.6%	894,099	866,513	3.2%	469,987	429,358	9.5%

Passenger Activity Report * * * Sky Harbor International Airport * * * June 2015

Airline	Enplaned Passengers			Deplaned Passengers			Total Passengers		
	2015	2014	% Chg	2015	2014	% Chg	2015	2014	% Chg
TERMINAL 2									
Alaska Airlines	28,135	26,493	6.2%	25,896	24,953	3.8%	54,031	51,446	5.0%
Great Lakes Aviation	256	445	-42.5%	288	417	-30.9%	544	862	-36.9%
Spirit Airlines	8,415		N/A	7,958		N/A	16,373		N/A
United Airlines	68,110	69,005	-1.3%	65,757	66,721	-1.4%	133,867	135,726	-1.4%
Total	104,916	95,943	9.4%	99,899	92,091	8.5%	204,815	188,034	8.9%
TERMINAL 3									
Delta Air Lines	112,760	103,936	8.5%	110,869	100,458	10.4%	223,629	204,394	9.4%
Frontier Airlines	20,184	18,803	7.3%	20,135	18,313	9.9%	40,319	37,116	8.6%
Hawaiian Airlines	7,280	7,168	1.6%	7,380	6,877	7.3%	14,660	14,045	4.4%
jetBlue Airways	7,779	7,745	0.4%	7,311	7,194	1.6%	15,090	14,939	1.0%
MN Airlines dba Sun Country		969	-100.0%		776	-100.0%		1,745	-100.0%
Spirit Airlines		8,709	-100.0%		8,314	-100.0%		17,023	-100.0%
Total	148,003	147,330	0.5%	145,695	141,932	2.7%	293,698	289,262	1.5%
TERMINAL 4									
Aerovias de Mexico dba Aeromexico		1,226	-100.0%		967	-100.0%		2,193	-100.0%
Air Canada	4,084	3,837	6.4%	4,128	2,836	45.6%	8,212	6,673	23.1%
American Airlines	49,827	52,974	-5.9%	48,540	53,545	-9.3%	98,367	106,519	-7.7%
British Airways	9,828	9,962	-1.3%	9,796	9,869	-0.7%	19,624	19,831	-1.0%
Southwest Airlines	618,298	563,150	9.8%	603,450	550,127	9.7%	1,221,748	1,113,277	9.7%
US Airways	948,608	925,997	2.4%	944,540	925,242	2.1%	1,893,148	1,851,239	2.3%
Volaris	1,811	1,727	4.9%	1,722	1,945	-11.5%	3,533	3,672	-3.8%
WestJet	6,451	5,514	17.0%	5,939	5,468	8.6%	12,390	10,982	12.8%
Total	1,638,907	1,564,387	4.8%	1,618,115	1,549,999	4.4%	3,257,022	3,114,386	4.6%
GRAND TOTAL	1,891,826	1,807,660	4.7%	1,863,709	1,784,022	4.5%	3,755,535	3,591,682	4.6%

Spirit Airlines moved to T2 Apr 2015

Sky Harbor International Airport - Passenger and Activity Worksheet June 2015

Airline	Enplaned Passengers				Deplaned Passengers			Freight		Mail		Landed Weight	Landings				
	Domestic	Connect	Internat'l	Total	Domestic	Internat'l	Total	Enplaned	Deplaned	Enplaned	Deplaned						
TERMINAL 2																	
Alaska Airlines	28,135			28,135	25,896		25,896	2,385	48,550			26,194,400	186				
Great Lakes Aviation	256			256	288		288	90	22			966,000	60				
MN Airlines dba Sun Country																	
Spirit Airlines	8,415			8,415	7,958		7,958					8,207,722	58				
United Airlines	68,110			68,110	65,757		65,757	55,405	89,691	319,157	355,060	69,542,892	595				
Subtotal Terminal 2	104,916			104,916	99,899		99,899	57,880	138,263	319,157	355,060	104,911,014	899				
TERMINAL 3																	
Delta Air Lines	112,760			112,760	110,869		110,869	114,321	53,295	265,737	407,901	117,003,132	881				
Frontier Airlines	20,184			20,184	20,135		20,135					21,342,540	156				
Hawaiian Airlines	7,280			7,280	7,380		7,380	55,655	40,157			9,600,000	30				
jetBlue Airways	7,779			7,779	7,311		7,311					8,520,000	60				
Subtotal Terminal 3	148,003			148,003	145,695		145,695	169,976	93,452	265,737	407,901	156,465,672	1,127				
TERMINAL 4																	
Air Canada			4,084	4,084		4,128	4,128	2,075	2,200			5,104,700	35				
American Airlines	49,827			49,827	48,540		48,540	23,606	35,585	16,880	51,148	47,143,000	316				
British Airways			9,828	9,828		9,796	9,796	354,675	423,100			18,860,160	30				
Southwest Airlines	416,113	202,185		618,298	603,450		603,450	1,531,018	1,562,658			636,412,000	4,987				
US Airways	503,740	386,311	58,557	948,608	886,590	57,950	944,540	702,188	427,854	2,869,496	2,739,106	1,067,126,100	8,485				
Volaris			1,811	1,811		1,722	1,722					1,746,060	12				
WestJet			6,451	6,451		5,939	5,939					7,653,200	55				
Subtotal Terminal 4	969,680	588,496	80,731	1,638,907	1,538,580	79,535	1,618,115	2,613,562	2,451,397	2,886,376	2,790,254	1,784,045,220	13,920				
Total Passenger Airlines	1,222,599	588,496	80,731	1,891,826	1,784,174	79,535	1,863,709	2,841,418	2,683,112	3,471,270	3,553,215	2,045,421,906	15,946				
AIR CARGO (SOUTH)																	
Federal Express								11,647,347	7,479,238			59,067,400	164				
United Parcel Service								5,476,639	5,689,297	224,349	60,877	32,467,600	109				
Subtotal Air Cargo (South)								17,123,986	13,168,535	224,349	60,877	91,535,000	273				
AIR CARGO (WEST)																	
Ameriflight								392,759	411,663			4,408,066	320				
DHL Express/Atlas Air								1,199,118	1,239,141			12,169,000	43				
Empire Airlines								86,834	91,620			799,000	94				
IFL Group								117,343	226,337			986,000	17				
Subtotal Air Cargo (West)								1,796,054	1,968,761			18,362,066	474				
Total Cargo Airlines								18,920,040	15,137,296	224,349	60,877	109,897,066	747				
Grand Total	1,222,599	588,496	80,731	1,891,826	1,784,174	79,535	1,863,709	21,761,458	17,820,408	3,695,619	3,614,092	2,155,318,972	16,693				
Total All Passengers:	3,755,535																
								Total Air Cargo in Tons:	10,881	+	8,910	+	1,848	+	1,807	=	23,446

Sky Harbor International Airport - Passenger and Activity Worksheet June 2014

Airline	Enplaned Passengers				Deplaned Passengers			Freight		Mail		Landed Weight	Landings
	Domestic	Connect	Internat'l	Total	Domestic	Internat'l	Total	Enplaned	Deplaned	Enplaned	Deplaned		
TERMINAL 2													
Alaska Airlines	26,493			26,493	24,953		24,953	6,751	82,339			25,252,700	176
Great Lakes Aviation	445			445	417		417					1,239,700	77
United Airlines	69,005			69,005	66,721		66,721	72,147	72,895	256,299	298,829	71,862,600	654
Subtotal Terminal 2	95,943			95,943	92,091		92,091	78,898	155,234	256,299	298,829	98,355,000	907
TERMINAL 3													
Delta Air Lines	103,936			103,936	100,458		100,458	95,132	60,049	251,420	241,267	105,301,700	775
Frontier Airlines	18,803			18,803	18,313		18,313					18,688,240	137
Hawaiian Airlines	7,168			7,168	6,877		6,877	82,946	34,371			9,525,000	30
jetBlue Airways	7,745			7,745	7,194		7,194					8,236,000	58
MN Airlines dba Sun Country	969			969	776		776			7,469	13,515	1,162,800	9
Spirit Airlines	8,709			8,709	8,314		8,314					8,353,226	59
Subtotal Terminal 3	147,330			147,330	141,932		141,932	178,078	94,420	258,889	254,782	151,266,966	1,068
TERMINAL 4													
Aerovias de Mexico dba Aeromexico			1,226	1,226			967	967				1,233,921	29
Air Canada			3,837	3,837			2,836	2,836	315	1,252		4,117,500	30
American Airlines	52,974			52,974	53,545		53,545	7,080	32,582			52,020,500	413
British Airways			9,962	9,962			9,869	9,869	318,503	360,067		18,860,160	30
Southwest Airlines	386,275	176,875		563,150	550,127		550,127	1,269,201	1,303,216			608,008,000	4,826
US Airways	443,774	424,704	57,519	925,997	867,574	57,668	925,242	1,281,872	726,190	3,082,155	2,129,419	1,051,738,200	8,484
Volaris			1,727	1,727			1,945	1,945				1,891,565	13
WestJet			5,514	5,514			5,468	5,468				6,119,900	43
Subtotal Terminal 4	883,023	601,579	79,785	1,564,387	1,471,246	78,753	1,549,999	2,876,971	2,423,307	3,082,155	2,129,419	1,743,989,746	13,868
Total Passenger Airlines	1,126,296	601,579	79,785	1,807,660	1,705,269	78,753	1,784,022	3,133,947	2,672,961	3,597,343	2,683,030	1,993,611,712	15,843
AIR CARGO (SOUTH)													
Federal Express								11,806,377	7,684,809			55,663,600	145
United Parcel Service								5,398,519	5,226,005	165,885	133,709	32,323,200	108
Subtotal Air Cargo (South)								17,204,896	12,910,814	165,885	133,709	87,986,800	253
AIR CARGO (WEST)													
ABX Air								1,545,474	1,703,011			11,196,000	41
Aimet Systems								625	318			119,700	13
Ameriflight								409,946	356,946			4,359,784	322
Empire Airlines								97,187	92,757			731,000	86
IFL Group								105,094	219,055			928,000	16
Subtotal Air Cargo (West)								2,158,322	2,372,087			17,334,484	478
Total Cargo Airlines								19,363,222	15,282,901	165,885	133,709	105,321,284	731
Grand Total	1,126,296	601,579	79,785	1,807,660	1,705,269	78,753	1,784,022	22,497,169	17,955,862	3,763,228	2,816,739	2,098,932,996	16,574

Total All Passengers: 3,591,682

Total Air Cargo in Tons: 11,249 + 8,978 + 1,882 + 1,408 = 23,516

Sky Harbor International Airport - Enplaned Passengers by Carrier
Fiscal Year 2014/15

Airline	Jul	Aug	Sep	Oct	Nov	Dec	Jan	Feb	Mar	Apr	May	Jun	Total
TERMINAL 2													
Alaska Airlines	25,780	24,036	23,274	28,460	34,149	33,732	30,099	33,019	39,150	36,534	34,433	28,135	370,801
Great Lakes Aviation	487	523	408	412	293	333	162	150	212	188	318	256	3,742
MN Airlines dba Sun Country										4,939	2,620		7,559
Spirit Airlines										14,458	8,536	8,415	31,409
United Airlines	61,915	65,350	70,066	89,616	86,718	82,894	79,853	88,310	105,020	90,758	93,092	68,110	981,702
Total	88,182	89,909	93,748	118,488	121,160	116,959	110,114	121,479	144,382	146,877	138,999	104,916	1,395,213
TERMINAL 3													
Delta Air Lines	105,945	99,774	86,299	100,828	98,787	108,943	104,691	111,331	147,769	130,008	117,916	112,760	1,325,051
Frontier Airlines	19,787	16,619	18,176	19,569	23,382	31,428	27,477	26,771	28,514	26,882	20,728	20,184	279,517
Hawaiian Airlines	6,834	6,935	6,847	7,115	6,916	7,611	6,908	6,360	7,648	7,105	7,809	7,280	85,368
jetBlue Airways	7,419	7,711	6,794	7,675	6,762	7,337	6,676	7,285	8,388	8,052	8,317	7,779	90,195
MN Airlines dba Sun Country				2,677	3,563	4,793	5,223	5,757	5,460				27,473
Spirit Airlines	8,089	7,014	6,764	8,200	15,245	18,030	16,469	16,995	20,458				117,264
Total	148,074	138,053	124,880	146,064	154,655	178,142	167,444	174,499	218,237	172,047	154,770	148,003	1,924,868
TERMINAL 4													
Aerovias de Mexico dba Aeromexico	1,078	1,204	24										2,306
Air Canada	3,613	3,790	3,587	5,117	6,669	9,305	11,993	13,514	19,715	15,950	4,080	4,084	101,417
American Airlines	64,567	62,712	57,126	68,168	67,605	72,810	66,818	63,925	79,055	67,163	62,208	49,827	781,984
British Airways	7,992	8,998	9,197	8,943	7,889	8,607	7,771	6,803	9,086	8,727	9,567	9,828	103,408
Southwest Airlines	558,987	523,019	484,473	524,070	534,097	576,007	521,308	516,527	662,692	616,094	614,801	618,298	6,750,373
US Airways	939,513	882,646	701,648	847,730	777,012	866,304	772,194	747,243	936,535	868,268	908,656	948,608	10,196,357
Volaris	1,972	1,439	1,176	1,422	1,180	2,097	1,372	1,085	1,133	1,384	1,760	1,811	17,831
WestJet	5,291	6,169	5,491	9,645	26,614	25,869	28,069	28,914	31,959	30,556	9,784	6,451	214,812
Total	1,583,013	1,489,977	1,262,722	1,465,095	1,421,066	1,560,999	1,409,525	1,378,011	1,740,175	1,608,142	1,610,856	1,638,907	18,168,488
GRAND TOTAL	1,819,269	1,717,939	1,481,350	1,729,647	1,696,881	1,856,100	1,687,083	1,673,989	2,102,794	1,927,066	1,904,625	1,891,826	21,488,569

Sky Harbor International Airport - Deplaned Passengers by Carrier
Fiscal Year 2014/15

Airline	Jul	Aug	Sep	Oct	Nov	Dec	Jan	Feb	Mar	Apr	May	Jun	Total
TERMINAL 2													
Alaska Airlines	25,042	25,796	25,681	31,228	34,310	33,064	33,224	31,869	39,266	34,056	29,876	25,896	369,308
Great Lakes Aviation	431	512	481	439	297	325	176	175	242	225	285	288	3,876
MN Airlines dba Sun Country										3,977	2,273		6,250
Spirit Airlines										11,788	8,298	7,958	28,044
United Airlines	62,341	66,165	73,777	92,692	86,685	82,470	87,828	83,403	104,103	86,848	87,360	65,757	979,429
Total	87,814	92,473	99,939	124,359	121,292	115,859	121,228	115,447	143,611	136,894	128,092	99,899	1,386,907
TERMINAL 3													
Delta Air Lines	104,537	101,707	90,766	105,047	100,227	109,921	113,822	110,629	150,995	121,869	112,166	110,869	1,332,555
Frontier Airlines	19,966	16,469	18,838	20,609	23,088	31,464	29,257	26,849	29,338	24,977	20,760	20,135	281,750
Hawaiian Airlines	7,177	7,438	6,858	7,648	6,701	7,636	7,263	6,160	7,851	7,282	7,502	7,380	86,896
jetBlue Airways	7,804	7,966	7,066	8,136	6,964	7,815	7,625	6,877	8,189	7,774	7,587	7,311	91,114
MN Airlines dba Sun Country				2,848	3,549	5,061	6,448	5,867	5,496				29,269
Spirit Airlines	8,364	7,060	6,808	8,345	15,591	18,296	18,330	17,361	21,159				121,314
Total	147,848	140,640	130,336	152,633	156,120	180,193	182,745	173,743	223,028	161,902	148,015	145,695	1,942,898
TERMINAL 4													
Aerovias de Mexico dba Aeromexico	1,263	1,098	41										2,402
Air Canada	3,406	3,618	3,442	5,772	7,159	10,991	12,863	14,393	18,778	13,544	3,849	4,128	101,943
American Airlines	67,606	64,895	60,008	70,413	68,085	77,918	71,753	61,791	80,827	65,310	60,096	48,540	797,242
British Airways	10,253	9,510	9,883	10,177	8,330	8,440	9,236	7,490	9,803	9,012	9,593	9,796	111,523
Southwest Airlines	567,366	523,020	491,227	533,971	533,888	576,368	543,104	499,985	668,817	584,644	592,856	603,450	6,718,696
US Airways	967,876	899,203	714,947	863,596	784,711	881,677	803,752	705,157	951,650	838,305	879,561	944,540	10,234,975
Volaris	2,341	1,910	1,031	1,536	1,628	2,058	1,857	1,135	1,476	1,560	1,629	1,722	19,883
WestJet	5,511	6,301	6,006	12,847	27,710	27,685	19,385	29,876	31,109	23,546	8,000	5,939	203,915
Total	1,625,622	1,509,555	1,286,585	1,498,312	1,431,511	1,585,137	1,461,950	1,319,827	1,762,460	1,535,921	1,555,584	1,618,115	18,190,579
GRAND TOTAL	1,861,284	1,742,668	1,516,860	1,775,304	1,708,923	1,881,189	1,765,923	1,609,017	2,129,099	1,834,717	1,831,691	1,863,709	21,520,384

Sky Harbor International Airport - Total Passengers by Carrier
Fiscal Year 2014/15

Airline	Jul	Aug	Sep	Oct	Nov	Dec	Jan	Feb	Mar	Apr	May	Jun	Total
TERMINAL 2													
Alaska Airlines	50,822	49,832	48,955	59,688	68,459	66,796	63,323	64,888	78,416	70,590	64,309	54,031	740,109
Great Lakes Aviation	918	1,035	889	851	590	658	338	325	454	413	603	544	7,618
MN Airlines dba Sun Country										8,916	4,893		13,809
Spirit Airlines										26,246	16,834	16,373	59,453
United Airlines	124,256	131,515	143,843	182,308	173,403	165,364	167,681	171,713	209,123	177,606	180,452	133,867	1,961,131
Total	175,996	182,382	193,687	242,847	242,452	232,818	231,342	236,926	287,993	283,771	267,091	204,815	2,782,120
TERMINAL 3													
Delta Air Lines	210,482	201,481	177,065	205,875	199,014	218,864	218,513	221,960	298,764	251,877	230,082	223,629	2,657,606
Frontier Airlines	39,753	33,088	37,014	40,178	46,470	62,892	56,734	53,620	57,852	51,859	41,488	40,319	561,267
Hawaiian Airlines	14,011	14,373	13,705	14,763	13,617	15,247	14,171	12,520	15,499	14,387	15,311	14,660	172,264
jetBlue Airways	15,223	15,677	13,860	15,811	13,726	15,152	14,301	14,162	16,577	15,826	15,904	15,090	181,309
MN Airlines dba Sun Country				5,525	7,112	9,854	11,671	11,624	10,956				56,742
Spirit Airlines	16,453	14,074	13,572	16,545	30,836	36,326	34,799	34,356	41,617				238,578
Total	295,922	278,693	255,216	298,697	310,775	358,335	350,189	348,242	441,265	333,949	302,785	293,698	3,867,766
TERMINAL 4													
Aerovias de Mexico dba Aeromexico	2,341	2,302	65										4,708
Air Canada	7,019	7,408	7,029	10,889	13,828	20,296	24,856	27,907	38,493	29,494	7,929	8,212	203,360
American Airlines	132,173	127,607	117,134	138,581	135,690	150,728	138,571	125,716	159,882	132,473	122,304	98,367	1,579,226
British Airways	18,245	18,508	19,080	19,120	16,219	17,047	17,007	14,293	18,889	17,739	19,160	19,624	214,931
Southwest Airlines	1,126,353	1,046,039	975,700	1,058,041	1,067,985	1,152,375	1,064,412	1,016,512	1,331,509	1,200,738	1,207,657	1,221,748	13,469,069
US Airways	1,907,389	1,781,849	1,416,595	1,711,326	1,561,723	1,747,981	1,575,946	1,452,400	1,888,185	1,706,573	1,788,217	1,893,148	20,431,332
Volaris	4,313	3,349	2,207	2,958	2,808	4,155	3,229	2,220	2,609	2,944	3,389	3,533	37,714
WestJet	10,802	12,470	11,497	22,492	54,324	53,554	47,454	58,790	63,068	54,102	17,784	12,390	418,727
Total	3,208,635	2,999,532	2,549,307	2,963,407	2,852,577	3,146,136	2,871,475	2,697,838	3,502,635	3,144,063	3,166,440	3,257,022	36,359,067
GRAND TOTAL	3,680,553	3,460,607	2,998,210	3,504,951	3,405,804	3,737,289	3,453,006	3,283,006	4,231,893	3,761,783	3,736,316	3,755,535	43,008,953

Sky Harbor International Airport - Enplaned Passengers by Carrier
Calendar Year 2015

Airline	Jan	Feb	Mar	Apr	May	Jun	Jul	Aug	Sep	Oct	Nov	Dec	Total
TERMINAL 2													
Alaska Airlines	30,099	33,019	39,150	36,534	34,433	28,135							201,370
Great Lakes Aviation	162	150	212	188	318	256							1,286
MN Airlines dba Sun Country				4,939	2,620								7,559
Spirit Airlines				14,458	8,536	8,415							31,409
United Airlines	79,853	88,310	105,020	90,758	93,092	68,110							525,143
Total	110,114	121,479	144,382	146,877	138,999	104,916							766,767
TERMINAL 3													
Delta Air Lines	104,691	111,331	147,769	130,008	117,916	112,760							724,475
Frontier Airlines	27,477	26,771	28,514	26,882	20,728	20,184							150,556
Hawaiian Airlines	6,908	6,360	7,648	7,105	7,809	7,280							43,110
jetBlue Airways	6,676	7,285	8,388	8,052	8,317	7,779							46,497
MN Airlines dba Sun Country	5,223	5,757	5,460										16,440
Spirit Airlines	16,469	16,995	20,458										53,922
Total	167,444	174,499	218,237	172,047	154,770	148,003							1,035,000
TERMINAL 4													
Air Canada	11,993	13,514	19,715	15,950	4,080	4,084							69,336
American Airlines	66,818	63,925	79,055	67,163	62,208	49,827							388,996
British Airways	7,771	6,803	9,086	8,727	9,567	9,828							51,782
Southwest Airlines	521,308	516,527	662,692	616,094	614,801	618,298							3,549,720
US Airways	772,194	747,243	936,535	868,268	908,656	948,608							5,181,504
Volaris	1,372	1,085	1,133	1,384	1,760	1,811							8,545
WestJet	28,069	28,914	31,959	30,556	9,784	6,451							135,733
Total	1,409,525	1,378,011	1,740,175	1,608,142	1,610,856	1,638,907							9,385,616
GRAND TOTAL	1,687,083	1,673,989	2,102,794	1,927,066	1,904,625	1,891,826							11,187,383

Sky Harbor International Airport - Deplaned Passengers by Carrier
Calendar Year 2015

Airline	Jan	Feb	Mar	Apr	May	Jun	Jul	Aug	Sep	Oct	Nov	Dec	Total
TERMINAL 2													
Alaska Airlines	33,224	31,869	39,266	34,056	29,876	25,896							194,187
Great Lakes Aviation	176	175	242	225	285	288							1,391
MN Airlines dba Sun Country				3,977	2,273								6,250
Spirit Airlines				11,788	8,298	7,958							28,044
United Airlines	87,828	83,403	104,103	86,848	87,360	65,757							515,299
Total	121,228	115,447	143,611	136,894	128,092	99,899							745,171
TERMINAL 3													
Delta Air Lines	113,822	110,629	150,995	121,869	112,166	110,869							720,350
Frontier Airlines	29,257	26,849	29,338	24,977	20,760	20,135							151,316
Hawaiian Airlines	7,263	6,160	7,851	7,282	7,502	7,380							43,438
jetBlue Airways	7,625	6,877	8,189	7,774	7,587	7,311							45,363
MN Airlines dba Sun Country	6,448	5,867	5,496										17,811
Spirit Airlines	18,330	17,361	21,159										56,850
Total	182,745	173,743	223,028	161,902	148,015	145,695							1,035,128
TERMINAL 4													
Air Canada	12,863	14,393	18,778	13,544	3,849	4,128							67,555
American Airlines	71,753	61,791	80,827	65,310	60,096	48,540							388,317
British Airways	9,236	7,490	9,803	9,012	9,593	9,796							54,930
Southwest Airlines	543,104	499,985	668,817	584,644	592,856	603,450							3,492,856
US Airways	803,752	705,157	951,650	838,305	879,561	944,540							5,122,965
Volaris	1,857	1,135	1,476	1,560	1,629	1,722							9,379
WestJet	19,385	29,876	31,109	23,546	8,000	5,939							117,855
Total	1,461,950	1,319,827	1,762,460	1,535,921	1,555,584	1,618,115							9,253,857
GRAND TOTAL	1,765,923	1,609,017	2,129,099	1,834,717	1,831,691	1,863,709							11,034,156

Sky Harbor International Airport - Total Passengers by Carrier
Calendar Year 2015

Airline	Jan	Feb	Mar	Apr	May	Jun	Jul	Aug	Sep	Oct	Nov	Dec	Total
TERMINAL 2													
Alaska Airlines	63,323	64,888	78,416	70,590	64,309	54,031							395,557
Great Lakes Aviation	338	325	454	413	603	544							2,677
MN Airlines dba Sun Country				8,916	4,893								13,809
Spirit Airlines				26,246	16,834	16,373							59,453
United Airlines	167,681	171,713	209,123	177,606	180,452	133,867							1,040,442
Total	231,342	236,926	287,993	283,771	267,091	204,815							1,511,938
TERMINAL 3													
Delta Air Lines	218,513	221,960	298,764	251,877	230,082	223,629							1,444,825
Frontier Airlines	56,734	53,620	57,852	51,859	41,488	40,319							301,872
Hawaiian Airlines	14,171	12,520	15,499	14,387	15,311	14,660							86,548
jetBlue Airways	14,301	14,162	16,577	15,826	15,904	15,090							91,860
MN Airlines dba Sun Country	11,671	11,624	10,956										34,251
Spirit Airlines	34,799	34,356	41,617										110,772
Total	350,189	348,242	441,265	333,949	302,785	293,698							2,070,128
TERMINAL 4													
Air Canada	24,856	27,907	38,493	29,494	7,929	8,212							136,891
American Airlines	138,571	125,716	159,882	132,473	122,304	98,367							777,313
British Airways	17,007	14,293	18,889	17,739	19,160	19,624							106,712
Southwest Airlines	1,064,412	1,016,512	1,331,509	1,200,738	1,207,657	1,221,748							7,042,576
US Airways	1,575,946	1,452,400	1,888,185	1,706,573	1,788,217	1,893,148							10,304,469
Volaris	3,229	2,220	2,609	2,944	3,389	3,533							17,924
WestJet	47,454	58,790	63,068	54,102	17,784	12,390							253,588
Total	2,871,475	2,697,838	3,502,635	3,144,063	3,166,440	3,257,022							18,639,473
GRAND TOTAL	3,453,006	3,283,006	4,231,893	3,761,783	3,736,316	3,755,535							22,221,539

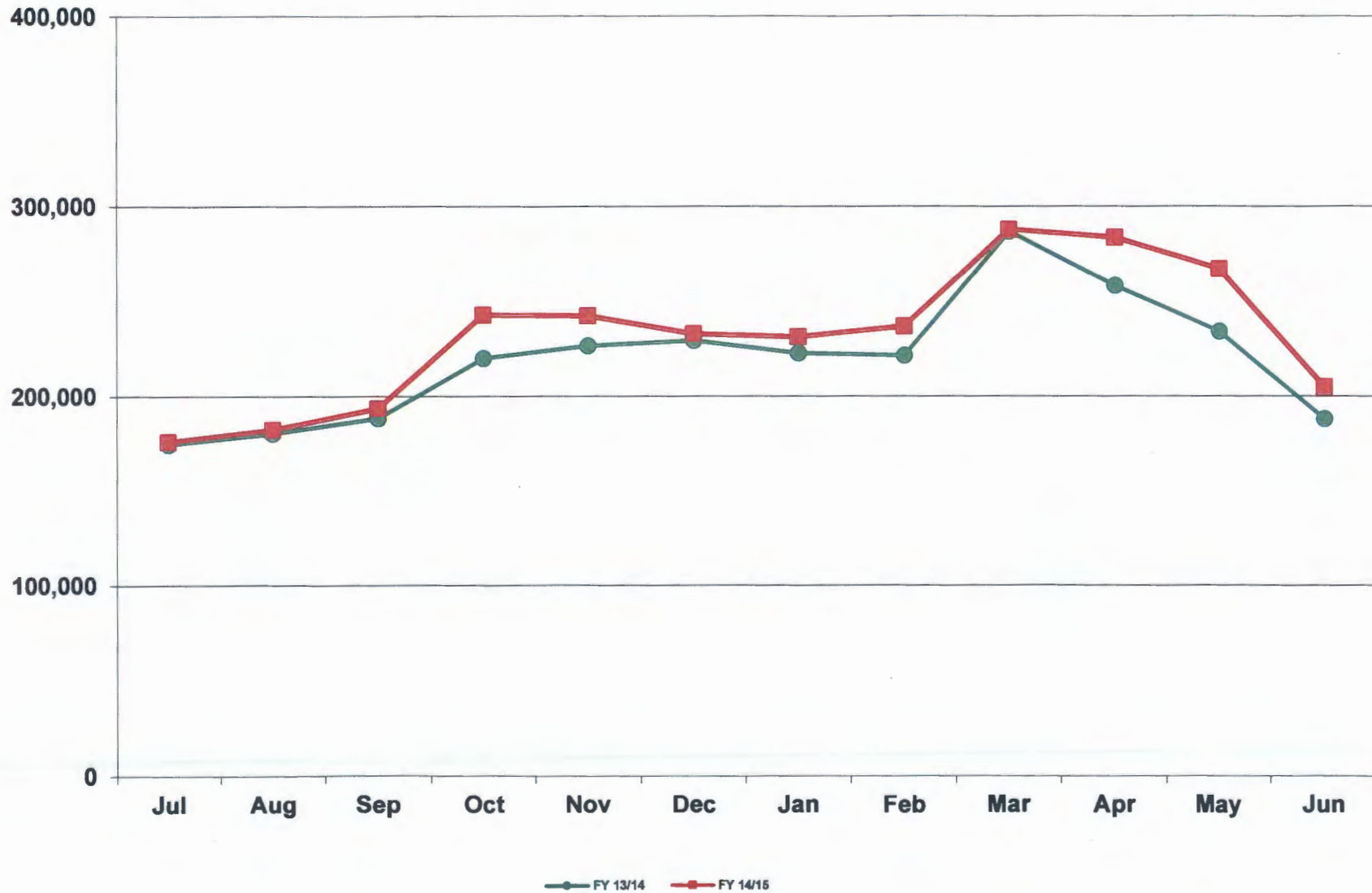
Sky Harbor International Airport
Landing Weights (in Thousands) Fiscal Year 2014/15 - All Airlines

Airline	Jul	Aug	Sep	Oct	Nov	Dec	Jan	Feb	Mar	Apr	May	Jun	Total
Aerovias de Mexico dba Aeromexico	1,319	1,319	43										2,681
Air Canada	4,245	4,216	4,088	6,260	7,920	12,519	15,156	15,207	20,961	17,194	4,398	5,105	117,269
Alaska Airlines	25,230	26,226	27,329	31,062	33,997	30,916	31,397	30,949	35,887	34,417	31,491	26,194	365,095
American Airlines	65,143	65,352	63,213	70,696	69,144	75,439	71,627	62,524	89,341	77,216	63,573	47,143	820,411
British Airways	19,489	19,489	18,860	19,489	18,231	18,860	18,860	16,345	19,489	18,860	19,489	18,860	226,321
Delta Air Lines	108,225	107,197	95,136	110,827	110,578	123,995	133,318	131,005	164,629	139,600	123,310	117,004	1,464,824
Frontier Airlines	20,022	18,609	19,707	20,703	24,396	32,273	31,400	28,053	29,744	27,884	21,343	21,343	295,477
Great Lakes Aviation	1,304	1,481	1,385	1,336	1,030	1,304	853	725	918	869	982	966	13,153
Hawaiian Airlines	9,920	9,920	9,575	10,165	9,600	9,795	10,240	8,960	10,460	9,845	9,870	9,600	117,950
jetBlue Airways	8,378	8,804	8,094	8,804	7,952	8,520	8,236	7,810	8,804	8,378	8,804	8,520	101,104
MN Airlines dba Sun Country				3,662	3,954	5,481	6,852	5,751	5,284	4,942	2,786		38,712
Southwest Airlines	623,450	599,066	570,416	591,890	579,492	610,924	611,692	548,556	680,578	648,072	641,096	636,412	7,341,644
Spirit Airlines	8,896	8,898	8,476	8,767	17,108	18,042	18,042	15,860	18,180	12,543	8,200	8,208	151,220
United Airlines	64,221	69,811	78,199	96,200	94,844	88,633	91,224	89,888	103,787	91,843	93,118	69,543	1,031,311
US Airways	1,079,915	1,014,777	837,220	991,594	927,814	1,010,394	959,593	865,576	1,051,777	974,562	1,018,281	1,067,127	11,798,630
Volaris	2,037	1,892	1,707	1,884	1,892	2,328	1,892	1,746	1,601	1,892	1,892	1,746	22,509
WestJet	6,215	6,413	6,008	14,669	32,526	33,212	34,374	30,682	33,539	32,351	9,969	7,653	247,611
Passenger	2,048,009	1,963,470	1,749,456	1,988,008	1,940,478	2,082,635	2,044,756	1,859,637	2,274,979	2,100,468	2,058,602	2,045,424	24,155,922
ABX Air	11,990	11,814	11,522	12,512	10,652	11,512	12,077	3,264					85,343
Aimet Systems	73	41											114
Ameriflight	4,706	4,397	3,890	4,434	3,655	4,246	4,085	3,938	4,589	4,640	4,472	4,408	51,460
DHL Express/Atlas Air								7,924	12,169	12,452	11,603	12,169	56,317
Empire Airlines	791	850	757	833	918	1,012	944	867	774	808	808	799	10,161
Federal Express	60,310	60,298	57,847	67,090	60,777	106,953	64,731	59,378	61,002	63,137	59,443	59,067	780,033
IFL Group	1,160	1,044	928	1,102	870	986	986	928	986	1,160	986	986	12,122
United Parcel Service	36,015	33,859	33,927	37,793	35,993	75,438	34,845	31,944	32,777	33,845	30,619	32,468	449,523
Cargo	115,045	112,303	108,871	123,764	112,865	200,147	117,668	108,243	112,297	116,042	107,931	109,897	1,445,073
Grand Total	2,163,054	2,075,773	1,858,327	2,111,772	2,053,343	2,282,782	2,162,424	1,967,880	2,387,276	2,216,510	2,166,533	2,155,321	25,600,995

Sky Harbor International Airport
Landing Weights (in Thousands) Fiscal Year 2014/15 - Rates & Charges Airlines

Airline	Jul	Aug	Sep	Oct	Nov	Dec	Jan	Feb	Mar	Apr	May	Jun	Total
Aerovias de Mexico dba Aeromexico	1,319	1,319	43										2,681
Air Canada	4,245	4,216	4,088	6,260	7,920	12,519	15,156	15,207	20,961	17,194	4,398	5,105	117,269
Alaska Airlines	25,230	26,226	27,329	31,062	33,997	30,916	31,397	30,949	35,887	34,417	31,491	26,194	365,095
American Airlines	65,143	65,352	63,213	70,696	69,144	75,439	71,627	62,524	89,341	77,216	63,573	47,143	820,411
British Airways	19,489	19,489	18,860	19,489	18,231	18,860	18,860	16,345	19,489	18,860	19,489	18,860	226,321
Delta Air Lines	108,225	107,197	95,136	110,827	110,578	123,995	133,318	131,005	164,629	139,600	123,310	115,801	1,463,621
Frontier Airlines	20,022	18,609	19,707	20,703	24,396	32,273	31,400	28,053	29,744	27,884	21,343	21,343	295,477
Great Lakes Aviation	1,304	1,481	1,385	1,336	1,030	1,304	853	725	918	869	982	966	13,153
Hawaiian Airlines	9,920	9,920	9,575	10,165	9,600	9,795	10,240	8,960	10,460	9,845	9,870	9,600	117,950
jetBlue Airways	8,378	8,804	8,094	8,804	7,952	8,520	8,236	7,810	8,804	8,378	8,804	8,520	101,104
MN Airlines dba Sun Country				3,662	3,954	5,481	6,852	5,751	5,284	4,942	2,786		38,712
Southwest Airlines	623,450	599,066	570,416	591,890	579,492	610,924	611,692	548,556	680,578	648,072	641,096	636,412	7,341,644
Spirit Airlines	8,896	8,898	8,476	8,767	17,108	18,042	18,042	15,860	18,180	12,543	8,200	8,208	151,220
United Airlines	64,221	69,811	78,199	96,200	94,844	88,633	91,224	89,888	103,787	91,843	93,118	69,543	1,031,311
US Airways	1,079,915	1,014,777	837,220	991,594	927,814	1,010,394	959,593	865,576	1,051,777	974,562	1,018,281	1,067,127	11,798,630
Volaris	2,037	1,892	1,707	1,884	1,892	2,328	1,892	1,746	1,601	1,892	1,892	1,746	22,509
WestJet	6,215	6,413	6,008	14,669	32,526	33,212	34,374	30,682	33,539	32,351	9,969	7,653	247,611
Passenger	2,048,009	1,963,470	1,749,456	1,988,008	1,940,478	2,082,635	2,044,756	1,859,637	2,274,979	2,100,468	2,058,602	2,044,221	24,154,719
ABX Air	11,990	11,814	11,522	12,512	10,652	11,512	12,077	3,264					85,343
DHL Express/Atlas Air								7,924	12,169	12,452	11,603	12,169	56,317
Federal Express	60,310	60,298	57,847	67,090	60,777	106,953	64,731	59,378	61,002	63,137	59,443	59,067	780,033
IFL Group	1,160	1,044	928	1,102	870	986	986	928	986	1,160	986	986	12,122
United Parcel Service	36,015	33,859	33,927	37,793	35,993	75,438	34,845	31,944	32,777	33,845	30,619	32,468	449,523
Cargo	109,475	107,015	104,224	118,497	108,292	194,889	112,639	103,438	106,934	110,594	102,651	104,690	1,383,338
Grand Total	2,157,484	2,070,485	1,853,680	2,106,505	2,048,770	2,277,524	2,157,395	1,963,075	2,381,913	2,211,062	2,161,253	2,148,911	25,538,057

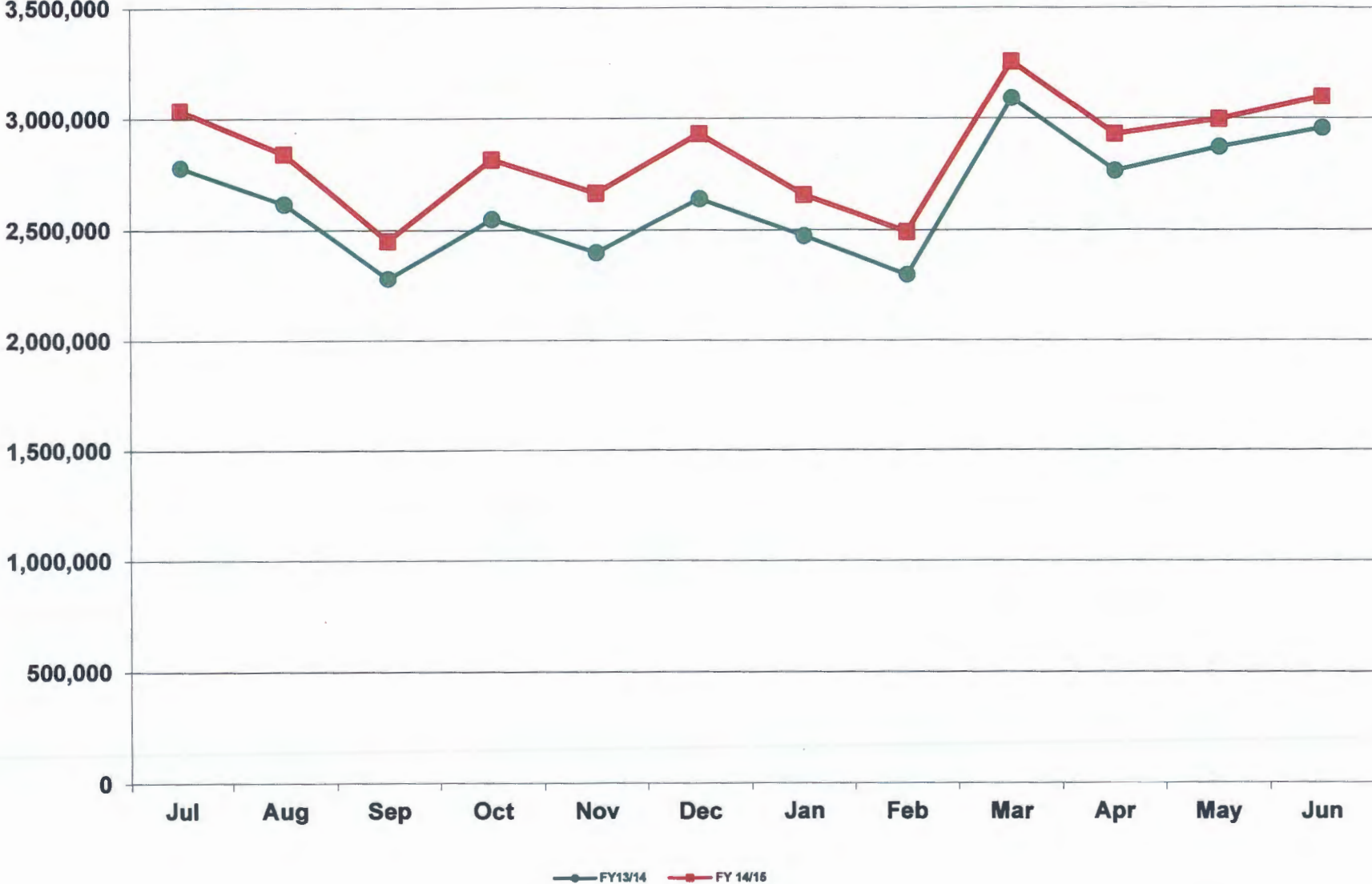
Phoenix Sky Harbor International Airport
Domestic Enplaned/Deplaned Passengers Terminal 2
June 2015



Phoenix Sky Harbor International Airport
Domestic Enplaned/Deplaned Passengers Terminal 3
June 2015



Phoenix Sky Harbor International Airport
Domestic Enplaned/Deplaned Passengers Terminal 4
June 2015



Phoenix Sky Harbor International Airport
Total Domestic Enplaned/Deplaned Passengers
June 2015



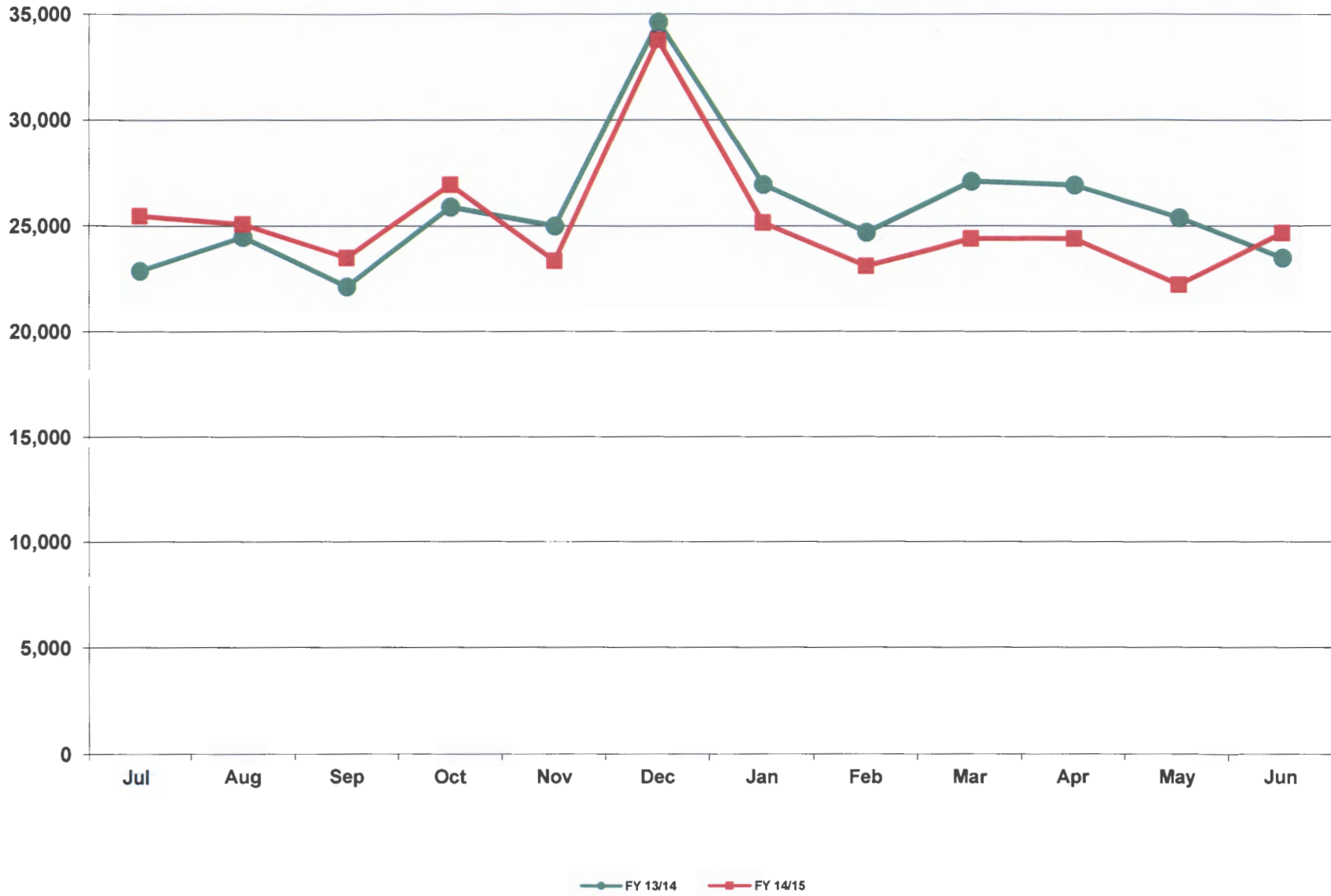
Phoenix Sky Harbor International Airport
Total International Enplaned/Deplaned Passengers
June 2015



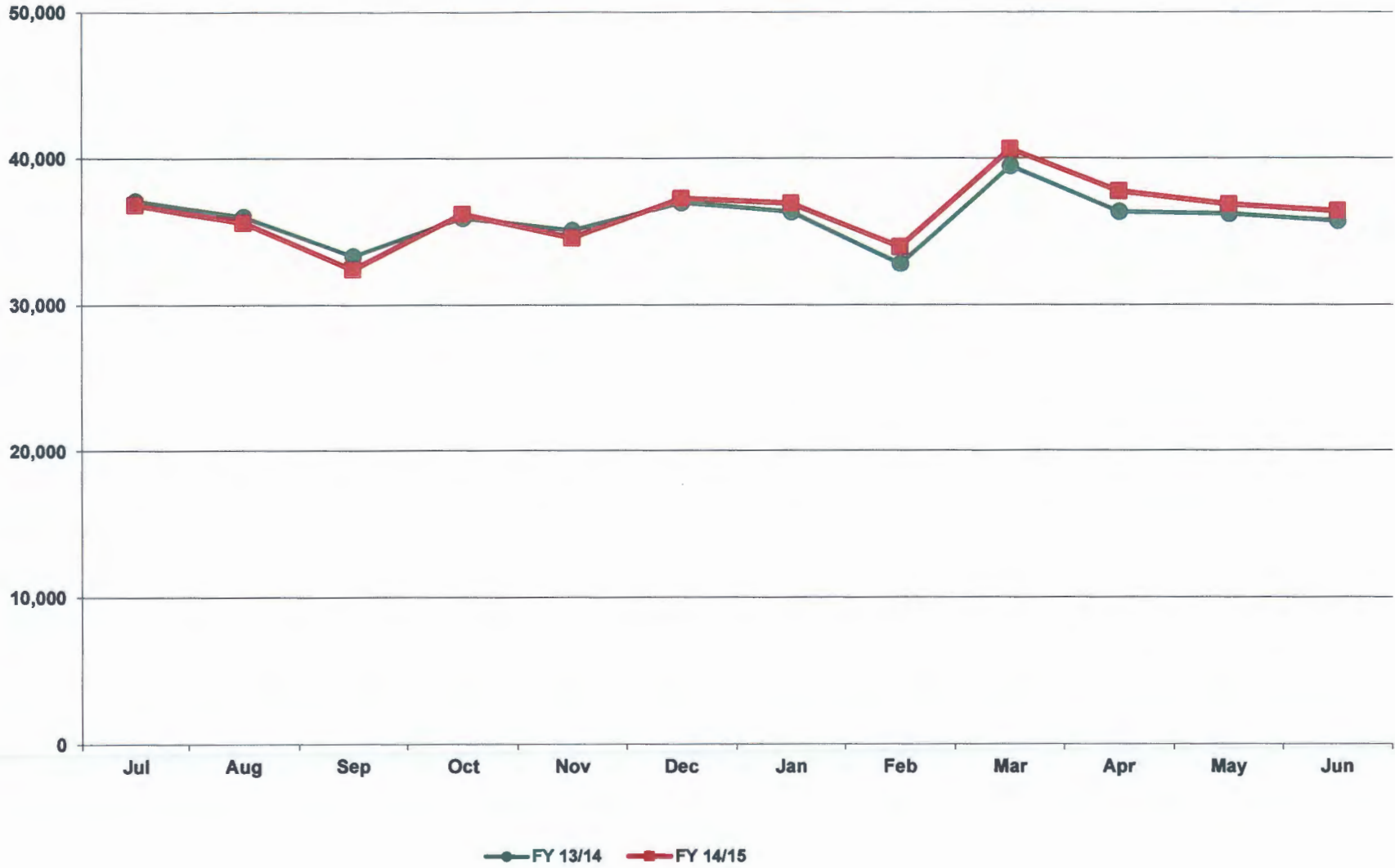
Phoenix Sky Harbor International Airport
Total Enplaned/Deplaned Passengers
June 2015



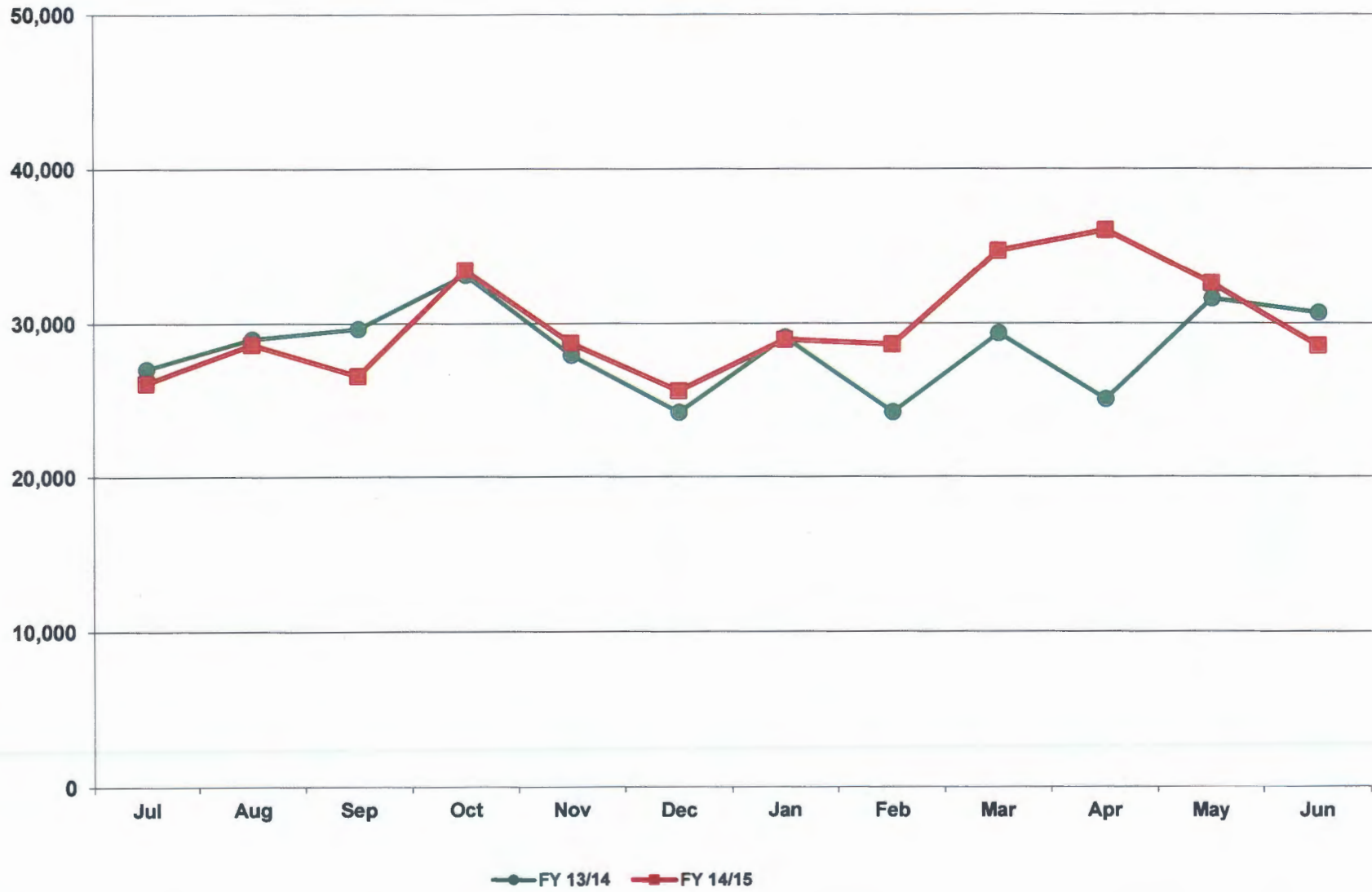
Phoenix Sky Harbor International Airport
Total Enplaned/Deplaned Cargo (Tons)
June 2015



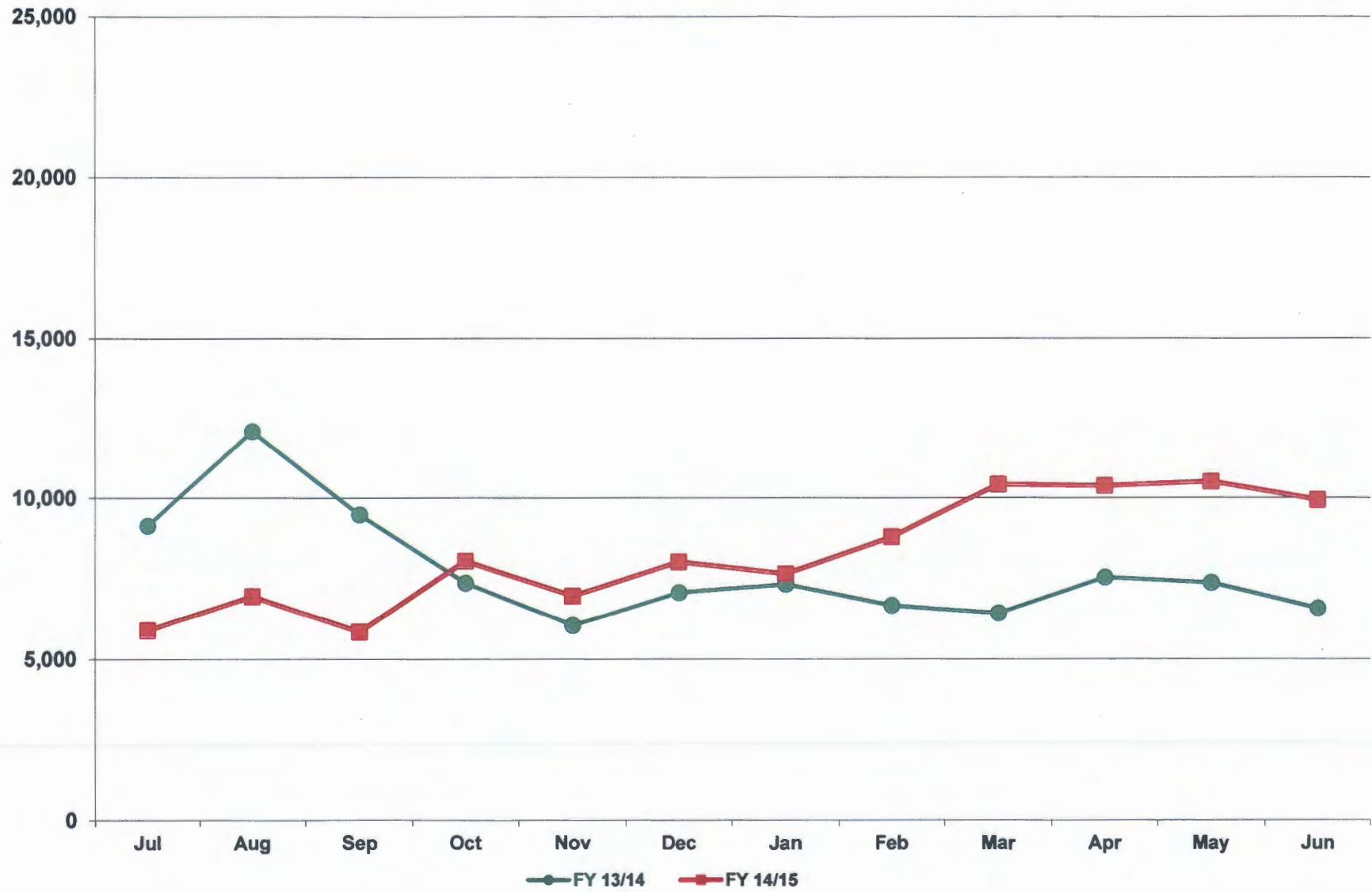
Phoenix Sky Harbor International Airport
Aircraft Operations
June 2015



Deer Valley Airport
Aircraft Operations
June 2015



Goodyear Airport
Aircraft Operations
June 2015



**City of Phoenix Aviation Department
Sky Harbor International Airport
Financial Management Division
Monthly Statistical Reports – July 2015
Table of Contents**

Reports:

- 1 Passengers, Cargo, and Aircraft Operations
- 2 Passenger Activity Report
- 3 Passenger and Activity Worksheet July 2015
- 4 Passenger and Activity Worksheet July 2014
- 5 Enplaned Passengers by Carrier for Fiscal Year 2015/16
- 6 Deplaned Passengers by Carrier for Fiscal Year 2015/16
- 7 Total Passengers by Carrier for Fiscal Year 2015/16
- 8 Enplaned Passengers by Carrier for Calendar Year 2015
- 9 Deplaned Passengers by Carrier for Calendar Year 2015
- 10 Total Passengers by Carrier for Calendar Year 2015
- 11 Airline Landing Weights – All Airlines for Fiscal Year 2015/16
- 12 Airline Landing Weights – Rates & Charges Airlines Only for Fiscal Year 2015/16

Graphs:

- 1 Domestic Enplaned / Deplaned Passengers Terminal 2
- 2 Domestic Enplaned / Deplaned Passengers Terminal 3
- 3 Domestic Enplaned / Deplaned Passengers Terminal 4
- 4 Total Domestic Enplaned / Deplaned Passengers
- 5 Total International Enplaned / Deplaned Passengers
- 6 Total Enplaned / Deplaned Passengers
- 7 Total Enplaned / Deplaned Cargo (in Tons)
- 8 Sky Harbor International Airport Aircraft Operations
- 9 Deer Valley Airport Aircraft Operations
- 10 Goodyear Airport Aircraft Operations

PASSENGERS, CARGO, AND AIRCRAFT OPERATIONS AT PHOENIX AIRPORTS: July 2015

July	2015	2014	%Chg	Fiscal YTD 2015/16	Fiscal YTD 2014/2015	%Chg	Calendar YTD 2015	Calendar YTD 2014	%Chg
PASSENGERS									
T2	99,903	88,182	13.3%	99,903	88,182	13.3%	866,670	791,775	9.5%
T3	144,085	148,074	-2.7%	144,085	148,074	-2.7%	1,179,085	1,248,488	-5.6%
T4	1,610,260	1,500,251	7.3%	1,610,260	1,500,251	7.3%	10,349,994	9,762,731	6.0%
International	85,008	82,762	2.7%	85,008	82,762	2.7%	730,890	713,638	2.4%
Total Enplaned	1,939,256	1,819,269	6.6%	1,939,256	1,819,269	6.6%	13,126,639	12,516,632	4.9%
T2	101,146	87,814	15.2%	101,146	87,814	15.2%	846,317	796,704	6.2%
T3	151,252	147,848	2.3%	151,252	147,848	2.3%	1,186,380	1,236,285	-4.0%
T4	1,630,854	1,537,145	6.1%	1,630,854	1,537,145	6.1%	10,251,927	9,731,615	5.3%
International	89,061	88,477	0.7%	89,061	88,477	0.7%	721,845	717,748	0.6%
Total Deplaned	1,972,313	1,861,284	6.0%	1,972,313	1,861,284	6.0%	13,006,469	12,482,352	4.2%
Total	3,911,569	3,680,553	6.3%	3,911,569	3,680,553	6.3%	26,133,108	24,998,984	4.5%
CARGO									
Freight enplaned	11,598	12,018	-3.5%	11,598	12,018	-3.5%	78,391	82,335	-4.8%
Freight deplaned	9,179	9,609	-4.5%	9,179	9,609	-4.5%	66,396	70,463	-5.8%
Total Freight	20,777	21,627	-3.9%	20,777	21,627	-3.9%	144,787	152,798	-5.2%
Mail enplaned	2,332	2,236	4.3%	2,332	2,236	4.3%	13,737	15,493	-11.3%
Mail deplaned	2,241	1,609	39.3%	2,241	1,609	39.3%	10,841	11,903	-8.9%
Total Mail	4,573	3,845	18.9%	4,573	3,845	18.9%	24,578	27,396	-10.3%
Total (Tons)	25,350	25,472	-0.5%	25,350	25,472	-0.5%	169,365	180,194	-6.0%
AIRCRAFT OPERATIONS									
Air Carrier/Air Taxi	35,973	35,317	1.9%	35,973	35,317	1.9%	245,329	240,459	2.0%
General Aviation	1,758	1,425	23.4%	1,758	1,425	23.4%	13,401	12,235	9.5%
Military	157	138	13.8%	157	138	13.8%	1,887	1,439	31.1%
Sky Harbor International	37,888	36,880	2.7%	37,888	36,880	2.7%	260,617	254,133	2.6%
Air Carrier/Air Taxi	400	422	-5.2%	400	422	-5.2%	3,445	3,299	4.4%
General Aviation	29,593	25,711	15.1%	29,593	25,711	15.1%	215,958	193,038	11.9%
Military	11	9	22.2%	11	9	22.2%	197	50	294.0%
Deer Valley Airport	30,004	26,142	14.8%	30,004	26,142	14.8%	219,600	196,387	11.8%
Air Carrier/Air Taxi	502	353	42.2%	502	353	42.2%	4,527	1,860	143.4%
General Aviation	10,230	5,424	88.6%	10,230	5,424	88.6%	61,199	43,785	39.8%
Military	es moved to T	111	#VALUE!	235	111	111.7%	2,903	2,103	38.0%
Goodyear Airport	10,732	5,888	82.3%	10,967	5,888	86.3%	68,629	47,748	43.7%
Total	78,624	68,910	14.1%	78,859	68,910	14.4%	548,846	498,268	10.2%

Passenger Activity Report * * * Sky Harbor International Airport * * * July 2015

Airline	Enplaned Passengers			Deplaned Passengers			Total Passengers		
	2015	2014	% Chg	2015	2014	% Chg	2015	2014	% Chg
TERMINAL 2									
Alaska Airlines	27,894	25,780	8.2%	27,022	25,042	7.9%	54,916	50,822	8.1%
Great Lakes Aviation	397	487	-18.5%	353	431	-18.1%	750	918	-18.3%
Spirit Airlines	8,926		N/A	9,532		N/A	18,458		N/A
United Airlines	62,686	61,915	1.2%	64,239	62,341	3.0%	126,925	124,256	2.1%
Total	99,903	88,182	13.3%	101,146	87,814	15.2%	201,049	175,996	14.2%
TERMINAL 3									
Delta Air Lines	110,207	105,945	4.0%	115,059	104,537	10.1%	225,266	210,482	7.0%
Frontier Airlines	18,940	19,787	-4.3%	20,696	19,966	3.7%	39,636	39,753	-0.3%
Hawaiian Airlines	7,498	6,834	9.7%	7,653	7,177	6.6%	15,151	14,011	8.1%
jetBlue Airways	7,440	7,419	0.3%	7,844	7,804	0.5%	15,284	15,223	0.4%
Spirit Airlines		8,089	-100.0%		8,364	-100.0%		16,453	-100.0%
Total	144,085	148,074	-2.7%	151,252	147,848	2.3%	295,337	295,922	-0.2%
TERMINAL 4									
Aerovias de Mexico dba Aeromexico		1,078	-100.0%		1,263	-100.0%		2,341	-100.0%
Air Canada	4,424	3,613	22.4%	4,917	3,406	44.4%	9,341	7,019	33.1%
American Airlines	49,980	64,567	-22.6%	50,545	67,606	-25.2%	100,525	132,173	-23.9%
British Airways	8,699	7,992	8.8%	10,048	10,253	-2.0%	18,747	18,245	2.8%
Southwest Airlines	632,692	558,987	13.2%	635,751	567,366	12.1%	1,268,443	1,126,353	12.6%
US Airways	991,254	939,513	5.5%	1,009,940	967,876	4.3%	2,001,194	1,907,389	4.9%
Volaris	1,647	1,972	-16.5%	2,060	2,341	-12.0%	3,707	4,313	-14.1%
WestJet	6,572	5,291	24.2%	6,654	5,511	20.7%	13,226	10,802	22.4%
Total	1,695,268	1,583,013	7.1%	1,719,915	1,625,622	5.8%	3,415,183	3,208,635	6.4%
GRAND TOTAL	1,939,256	1,819,269	6.6%	1,972,313	1,861,284	6.0%	3,911,569	3,680,553	6.3%

Spirit Airlines moved to T2 Apr 2015

Sky Harbor International Airport - Passenger and Activity Worksheet July 2015

Airline	Enplaned Passengers				Deplaned Passengers			Freight		Mail		Landed Weight	Landings					
	Domestic	Connect	Internat'l	Total	Domestic	Internat'l	Total	Enplaned	Deplaned	Enplaned	Deplaned							
TERMINAL 2																		
Alaska Airlines	27,894			27,894	27,022		27,022	2,492	40,466			26,196,900	186					
Great Lakes Aviation	397			397	353		353		17			1,159,200	72					
Spirit Airlines	8,926			8,926	9,532		9,532					8,951,795	62					
United Airlines	62,686			62,686	64,239		64,239	47,545	64,546	347,954	309,396	64,216,984	600					
Subtotal Terminal 2	99,903			99,903	101,146		101,146	50,037	105,029	347,954	309,396	100,524,879	920					
TERMINAL 3																		
Delta Air Lines	110,207			110,207	115,059		115,059	112,561	55,123	293,036	484,692	121,437,354	913					
Frontier Airlines	18,940			18,940	20,696		20,696					25,947,920	190					
Hawaiian Airlines	7,498			7,498	7,653		7,653	64,344	41,278			9,920,000	31					
jetBlue Airways	7,440			7,440	7,844		7,844					8,804,000	62					
Subtotal Terminal 3	144,085			144,085	151,252		151,252	176,905	96,401	293,036	484,692	166,109,274	1,196					
TERMINAL 4																		
Air Canada			4,424	4,424		4,917	4,917	4,277	724			5,614,900	40					
American Airlines	49,980			49,980	50,545		50,545	45,984	26,048	20,598	61,522	47,631,000	322					
British Airways			8,699	8,699		10,048	10,048	291,421	350,489			19,488,832	31					
Southwest Airlines	411,675	221,017		632,692	635,751		635,751	1,440,860	1,389,834			650,400,000	5,115					
US Airways	509,877	417,711	63,666	991,254	944,558	65,382	1,009,940	880,351	345,187	3,723,191	3,548,454	1,116,605,700	8,884					
Volaris			1,647	1,647		2,060	2,060					1,891,565	13					
WestJet			6,572	6,572		6,654	6,654					8,033,200	59					
Subtotal Terminal 4	971,532	638,728	85,008	1,695,268	1,630,854	89,061	1,719,915	2,662,893	2,112,282	3,743,789	3,609,976	1,849,665,197	14,464					
Total Passenger Airlines	1,215,520	638,728	85,008	1,939,256	1,883,252	89,061	1,972,313	2,889,835	2,313,712	4,384,779	4,404,064	2,116,299,350	16,580					
AIR CARGO (SOUTH)																		
Federal Express								12,186,831	7,871,094			63,339,100	182					
United Parcel Service								6,152,983	6,060,968	278,698	77,835	38,829,440	130					
Subtotal Air Cargo (South)								18,339,814	13,932,062	278,698	77,835	102,168,540	312					
AIR CARGO (WEST)																		
Ameriflight								436,928	447,606			4,767,682	338					
DHL Express/Atlas Air								1,287,281	1,235,647			13,018,000	46					
Empire Airlines								111,121	102,970			841,500	99					
IFL Group								126,116	263,419			1,160,000	20					
Subtotal Air Cargo (West)								1,966,160	2,112,619			20,427,182	505					
Total Cargo Airlines								20,305,974	16,044,681	278,698	77,835	122,595,722	817					
Grand Total	1,215,520	638,728	85,008	1,939,256	1,883,252	89,061	1,972,313	23,195,809	18,358,393	4,663,477	4,481,899	2,238,895,072	17,397					
Total All Passengers:	3,911,569							Total Air Cargo in Tons:		11,598	+	9,179	+	2,332	+	2,241	=	25,350

Sky Harbor International Airport - Passenger and Activity Worksheet July 2014

Airline	Enplaned Passengers				Deplaned Passengers			Freight		Mail		Landed Weight	Landings				
	Domestic	Connect	Internat'l	Total	Domestic	Internat'l	Total	Enplaned	Deplaned	Enplaned	Deplaned						
TERMINAL 2																	
Alaska Airlines	25,780			25,780	25,042		25,042	7,198	45,319			25,230,200	180				
Great Lakes Aviation	487			487	431		431	43	550			1,304,100	81				
United Airlines	61,915			61,915	62,341		62,341	59,308	76,863	259,256	325,145	64,220,787	631				
Subtotal Terminal 2	88,182			88,182	87,814		87,814	66,549	122,732	259,256	325,145	90,755,087	892				
TERMINAL 3																	
Delta Air Lines	105,945			105,945	104,537		104,537	43,222	89,806	394,631	282,958	108,225,000	796				
Frontier Airlines	19,787			19,787	19,966		19,966					20,022,020	147				
Hawaiian Airlines	6,834			6,834	7,177		7,177	92,034	37,364			9,920,000	31				
jetBlue Airways	7,419			7,419	7,804		7,804					8,378,000	59				
MN Airlines dba Sun Country																	
Spirit Airlines	8,089			8,089	8,364		8,364					8,895,538	64				
Subtotal Terminal 3	148,074			148,074	147,848		147,848	135,256	127,170	394,631	282,958	155,440,558	1,097				
TERMINAL 4																	
Aerovias de Mexico dba Aeromexico			1,078	1,078		1,263	1,263					1,319,019	31				
Air Canada			3,613	3,613		3,406	3,406	2,231	877			4,245,400	31				
American Airlines	64,567			64,567	67,606		67,606	6,256	15,743			65,142,500	510				
British Airways			7,992	7,992		10,253	10,253	337,194	497,347			19,488,832	31				
Southwest Airlines	369,844	189,143		558,987	567,366		567,366	1,318,172	1,386,913			623,450,000	4,938				
US Airways	451,921	424,776	62,816	939,513	902,173	65,703	967,876	1,317,756	738,512	3,625,893	2,461,513	1,079,914,500	8,789				
Volaris			1,972	1,972		2,341	2,341					2,037,070	14				
WestJet			5,291	5,291		5,511	5,511					6,214,900	44				
Subtotal Terminal 4	886,332	613,919	82,762	1,583,013	1,537,145	88,477	1,625,622	2,981,609	2,639,392	3,625,893	2,461,513	1,801,812,221	14,388				
Total Passenger Airlines	1,122,588	613,919	82,762	1,819,269	1,772,807	88,477	1,861,284	3,183,414	2,889,294	4,279,780	3,069,616	2,048,007,866	16,377				
AIR CARGO (SOUTH)																	
Federal Express								12,724,921	8,080,162			60,309,700	157				
United Parcel Service								5,816,066	5,721,546	192,252	148,682	36,015,120	119				
Subtotal Air Cargo (South)								18,540,987	13,801,708	192,252	148,682	96,324,820	276				
AIR CARGO (WEST)																	
ABX Air								1,658,328	1,808,019			11,990,000	44				
Airnet Systems								220	204			72,700	6				
Ameriflight								440,570	381,407			4,705,554	349				
Empire Airlines								101,085	91,627			790,500	93				
IFL Group								112,296	245,617			1,160,000	20				
Subtotal Air Cargo (West)								2,312,499	2,526,874			18,718,754	512				
Total Cargo Airlines								20,853,486	16,328,582	192,252	148,682	115,043,574	788				
Grand Total	1,122,588	613,919	82,762	1,819,269	1,772,807	88,477	1,861,284	24,036,900	19,217,876	4,472,032	3,218,298	2,163,051,440	17,165				
Total All Passengers:	3,680,553							Total Air Cargo in Tons:	12,018	+	9,609	+	2,236	+	1,609	=	25,473

Sky Harbor International Airport - Enplaned Passengers by Carrier
Fiscal Year 2015/16

Airline	Jul	Aug	Sep	Oct	Nov	Dec	Jan	Feb	Mar	Apr	May	Jun	Total
TERMINAL 2													
Alaska Airlines	27,894												27,894
Great Lakes Aviation	397												397
Spirit Airlines	8,926												8,926
United Airlines	62,686												62,686
Total	99,903												99,903
TERMINAL 3													
Delta Air Lines	110,207												110,207
Frontier Airlines	18,940												18,940
Hawaiian Airlines	7,498												7,498
jetBlue Airways	7,440												7,440
Total	144,085												144,085
TERMINAL 4													
Air Canada	4,424												4,424
American Airlines	49,980												49,980
British Airways	8,699												8,699
Southwest Airlines	632,692												632,692
US Airways	991,254												991,254
Volaris	1,647												1,647
WestJet	6,572												6,572
Total	1,695,268												1,695,268
GRAND TOTAL	1,939,256												1,939,256

Sky Harbor International Airport - Deplaned Passengers by Carrier
Fiscal Year 2015/16

Airline	Jul	Aug	Sep	Oct	Nov	Dec	Jan	Feb	Mar	Apr	May	Jun	Total
TERMINAL 2													
Alaska Airlines	27,022												27,022
Great Lakes Aviation	353												353
Spirit Airlines	9,532												9,532
United Airlines	64,239												64,239
Total	101,146												101,146
TERMINAL 3													
Delta Air Lines	115,059												115,059
Frontier Airlines	20,696												20,696
Hawaiian Airlines	7,653												7,653
jetBlue Airways	7,844												7,844
Total	151,252												151,252
TERMINAL 4													
Air Canada	4,917												4,917
American Airlines	50,545												50,545
British Airways	10,048												10,048
Southwest Airlines	635,751												635,751
US Airways	1,009,940												1,009,940
Volaris	2,060												2,060
WestJet	6,654												6,654
Total	1,719,915												1,719,915
GRAND TOTAL	1,972,313												1,972,313

Sky Harbor International Airport - Total Passengers by Carrier
Fiscal Year 2015/16

Airline	Jul	Aug	Sep	Oct	Nov	Dec	Jan	Feb	Mar	Apr	May	Jun	Total
TERMINAL 2													
Alaska Airlines	54,916												54,916
Spirit Airlines	18,458												18,458
United Airlines	126,925												126,925
Total	201,049												201,049
TERMINAL 3													
Delta Air Lines	225,266												225,266
Frontier Airlines	39,636												39,636
Hawaiian Airlines	15,151												15,151
jetBlue Airways	15,284												15,284
Total	295,337												295,337
TERMINAL 4													
Air Canada	9,341												9,341
American Airlines	100,525												100,525
British Airways	18,747												18,747
Southwest Airlines	1,268,443												1,268,443
US Airways	2,001,194												2,001,194
Volaris	3,707												3,707
WestJet	13,226												13,226
Total	3,415,183												3,415,183
GRAND TOTAL	3,911,569												3,911,569

Sky Harbor International Airport - Enplaned Passengers by Carrier
Calendar Year 2015

Airline	Jan	Feb	Mar	Apr	May	Jun	Jul	Aug	Sep	Oct	Nov	Dec	Total
TERMINAL 2													
Alaska Airlines	30,099	33,019	39,150	36,534	34,433	28,135	27,894						229,264
Great Lakes Aviation	162	150	212	188	318	256	397						1,683
MN Airlines dba Sun Country				4,939	2,620								7,559
Spirit Airlines				14,458	8,536	8,415	8,926						40,335
United Airlines	79,853	88,310	105,020	90,758	93,092	68,110	62,686						587,829
Total	110,114	121,479	144,382	146,877	138,999	104,916	99,903						866,670
TERMINAL 3													
Delta Air Lines	104,691	111,331	147,769	130,008	117,916	112,760	110,207						834,682
Frontier Airlines	27,477	26,771	28,514	26,882	20,728	20,184	18,940						169,496
Hawaiian Airlines	6,908	6,360	7,648	7,105	7,809	7,280	7,498						50,608
jetBlue Airways	6,676	7,285	8,388	8,052	8,317	7,779	7,440						53,937
MN Airlines dba Sun Country	5,223	5,757	5,460										16,440
Spirit Airlines	16,469	16,995	20,458										53,922
Total	167,444	174,499	218,237	172,047	154,770	148,003	144,085						1,179,085
TERMINAL 4													
Air Canada	11,993	13,514	19,715	15,950	4,080	4,084	4,424						73,760
American Airlines	66,818	63,925	79,055	67,163	62,208	49,827	49,980						438,976
British Airways	7,771	6,803	9,086	8,727	9,567	9,828	8,699						60,481
Southwest Airlines	521,308	516,527	662,692	616,094	614,801	618,298	632,692						4,182,412
US Airways	772,194	747,243	936,535	868,268	908,656	948,608	991,254						6,172,758
Volaris	1,372	1,085	1,133	1,384	1,760	1,811	1,647						10,192
WestJet	28,069	28,914	31,959	30,556	9,784	6,451	6,572						142,305
Total	1,409,525	1,378,011	1,740,175	1,608,142	1,610,856	1,638,907	1,695,268						11,080,884
GRAND TOTAL	1,687,083	1,673,989	2,102,794	1,927,066	1,904,625	1,891,826	1,939,256						13,126,639

Sky Harbor International Airport - Deplaned Passengers by Carrier
Calendar Year 2015

Airline	Jan	Feb	Mar	Apr	May	Jun	Jul	Aug	Sep	Oct	Nov	Dec	Total
TERMINAL 2													
Alaska Airlines	33,224	31,869	39,266	34,056	29,876	25,896	27,022						221,209
Great Lakes Aviation	176	175	242	225	285	288	353						1,744
MN Airlines dba Sun Country				3,977	2,273								6,250
Spirit Airlines				11,788	8,298	7,958	9,532						37,576
United Airlines	87,828	83,403	104,103	86,848	87,360	65,757	64,239						579,538
Total	121,228	115,447	143,611	136,894	128,092	99,899	101,146						846,317
TERMINAL 3													
Delta Air Lines	113,822	110,629	150,995	121,869	112,166	110,869	115,059						835,409
Frontier Airlines	29,257	26,849	29,338	24,977	20,760	20,135	20,696						172,012
Hawaiian Airlines	7,263	6,160	7,851	7,282	7,502	7,380	7,653						51,091
jetBlue Airways	7,625	6,877	8,189	7,774	7,587	7,311	7,844						53,207
MN Airlines dba Sun Country	6,448	5,867	5,496										17,811
Spirit Airlines	18,330	17,361	21,159										56,850
Total	182,745	173,743	223,028	161,902	148,015	145,695	151,252						1,186,380
TERMINAL 4													
Air Canada	12,863	14,393	18,778	13,544	3,849	4,128	4,917						72,472
American Airlines	71,753	61,791	80,827	65,310	60,096	48,540	50,545						438,862
British Airways	9,236	7,490	9,803	9,012	9,593	9,796	10,048						64,978
Southwest Airlines	543,104	499,985	668,817	584,644	592,856	603,450	635,751						4,128,607
US Airways	803,752	705,157	951,650	838,305	879,561	944,540	1,009,940						6,132,905
Volaris	1,857	1,135	1,476	1,560	1,629	1,722	2,060						11,439
WestJet	19,385	29,876	31,109	23,546	8,000	5,939	6,654						124,509
Total	1,461,950	1,319,827	1,762,460	1,535,921	1,555,584	1,618,115	1,719,915						10,973,772
GRAND TOTAL	1,765,923	1,609,017	2,129,099	1,834,717	1,831,691	1,863,709	1,972,313						13,006,469

Sky Harbor International Airport - Total Passengers by Carrier
Calendar Year 2015

Airline	Jan	Feb	Mar	Apr	May	Jun	Jul	Aug	Sep	Oct	Nov	Dec	Total
TERMINAL 2													
Alaska Airlines	63,323	64,888	78,416	70,590	64,309	54,031	54,916						450,473
Great Lakes Aviation	338	325	454	413	603	544	750						3,427
MN Airlines dba Sun Country				8,916	4,893								13,809
Spirit Airlines				26,246	16,834	16,373	18,458						77,911
United Airlines	167,681	171,713	209,123	177,606	180,452	133,867	126,925						1,167,367
Total	231,342	236,926	287,993	283,771	267,091	204,815	201,049						1,712,987
TERMINAL 3													
Delta Air Lines	218,513	221,960	298,764	251,877	230,082	223,629	225,266						1,670,091
Frontier Airlines	56,734	53,620	57,852	51,859	41,488	40,319	39,636						341,508
Hawaiian Airlines	14,171	12,520	15,499	14,387	15,311	14,660	15,151						101,699
jetBlue Airways	14,301	14,162	16,577	15,826	15,904	15,090	15,284						107,144
MN Airlines dba Sun Country	11,671	11,624	10,956										34,251
Spirit Airlines	34,799	34,356	41,617										110,772
Total	350,189	348,242	441,265	333,949	302,785	293,698	295,337						2,365,465
TERMINAL 4													
Air Canada	24,856	27,907	38,493	29,494	7,929	8,212	9,341						146,232
American Airlines	138,571	125,716	159,882	132,473	122,304	98,367	100,525						877,838
British Airways	17,007	14,293	18,889	17,739	19,160	19,624	18,747						125,459
Southwest Airlines	1,064,412	1,016,512	1,331,509	1,200,738	1,207,657	1,221,748	1,268,443						8,311,019
US Airways	1,575,946	1,452,400	1,888,185	1,706,573	1,788,217	1,893,148	2,001,194						12,305,663
Volaris	3,229	2,220	2,609	2,944	3,389	3,533	3,707						21,631
WestJet	47,454	58,790	63,068	54,102	17,784	12,390	13,226						266,814
Total	2,871,475	2,697,838	3,502,635	3,144,063	3,166,440	3,257,022	3,415,183						22,054,656
GRAND TOTAL	3,453,006	3,283,006	4,231,893	3,761,783	3,736,316	3,755,535	3,911,569						26,133,108

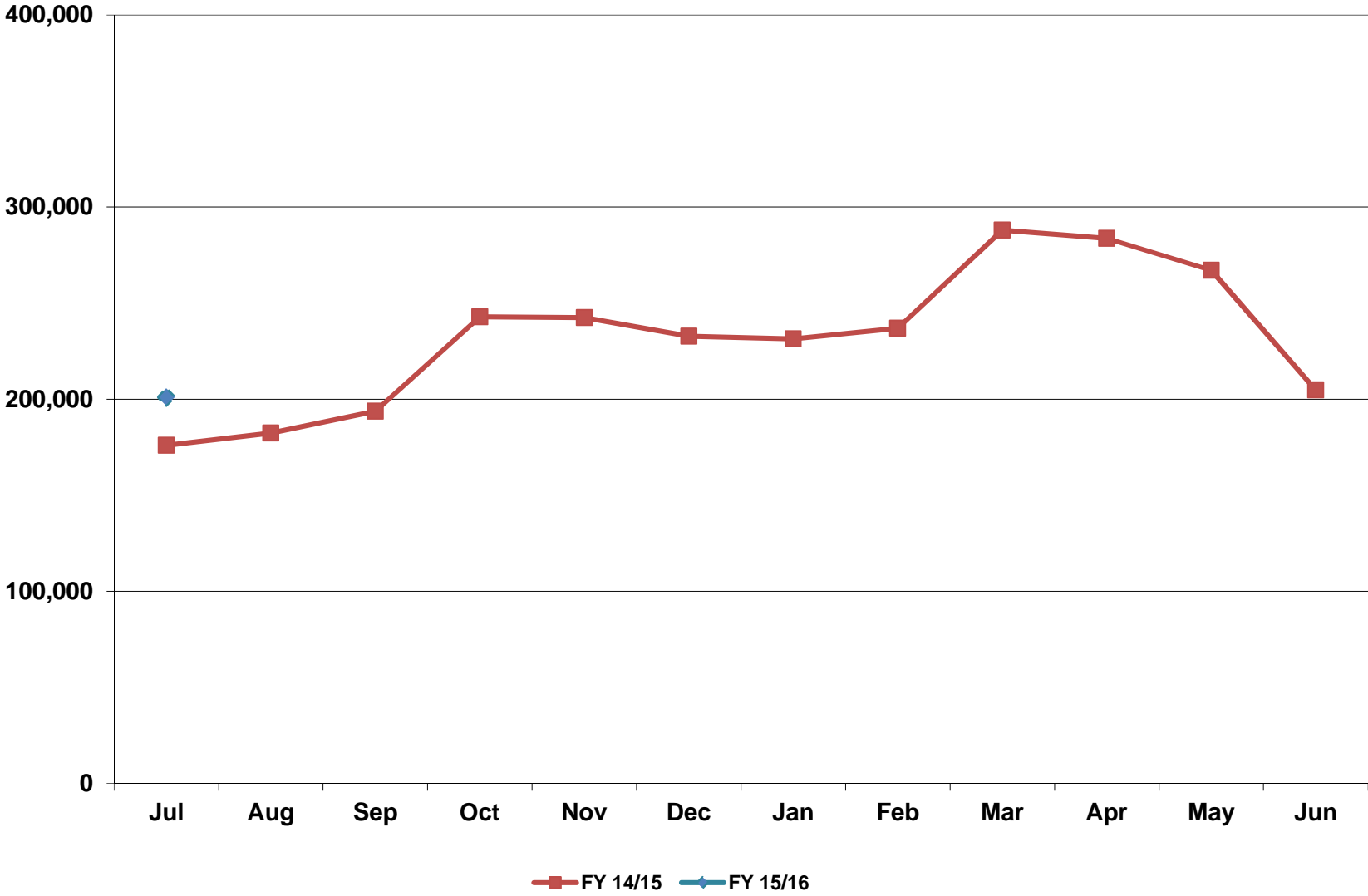
Sky Harbor International Airport
Landing Weights (in Thousands) Fiscal Year 2015/16 - All Airlines

Airline	Jul	Aug	Sep	Oct	Nov	Dec	Jan	Feb	Mar	Apr	May	Jun	Total
Aerovias de Mexico dba Aeromexico													
Air Canada	5,615												5,615
Alaska Airlines	26,197												26,197
American Airlines	47,631												47,631
British Airways	19,489												19,489
Delta Air Lines	121,437												121,437
Frontier Airlines	25,948												25,948
Great Lakes Aviation	1,159												1,159
Hawaiian Airlines	9,920												9,920
jetBlue Airways	8,804												8,804
Southwest Airlines	650,400												650,400
Spirit Airlines	8,952												8,952
United Airlines	64,217												64,217
US Airways	1,116,605												1,116,605
Volaris	1,892												1,892
WestJet	8,033												8,033
Passenger	2,116,299												2,116,299
ABX Air	640												640
Ameriflight	4,768												4,768
DHL Express/Atlas Air	13,018												13,018
Empire Airlines	842												842
Federal Express	63,339												63,339
IFL Group	1,160												1,160
United Parcel Service	38,829												38,829
Cargo	122,596												122,596
Grand Total	2,238,895												2,238,895

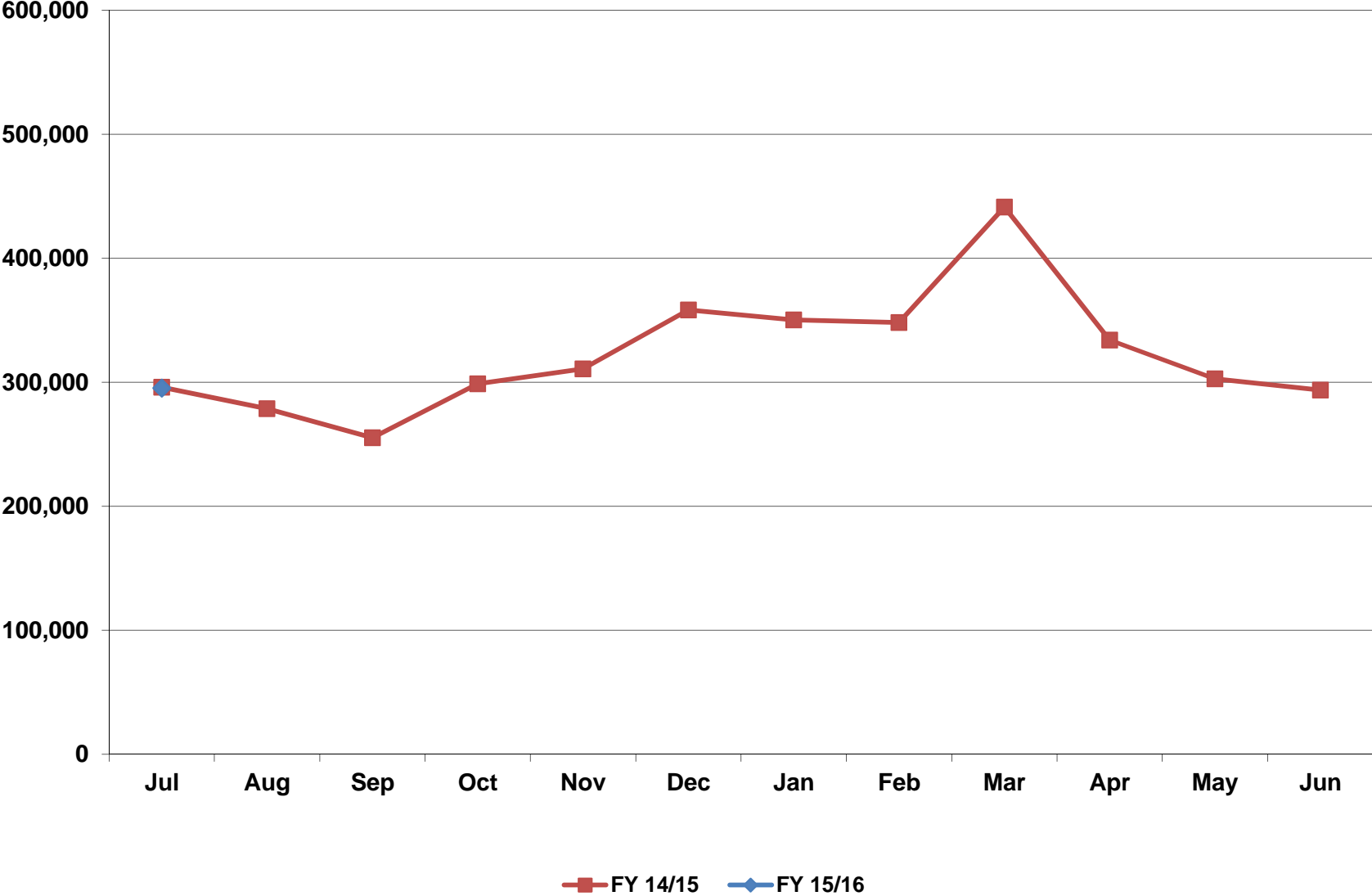
Sky Harbor International Airport
Landing Weights (in Thousands) Fiscal Year 2015/16 - Rates & Charges Airlines

Airline	Jul	Aug	Sep	Oct	Nov	Dec	Jan	Feb	Mar	Apr	May	Jun	Total
Aerovias de Mexico dba Aeromexico													
Air Canada	5,615												5,615
Alaska Airlines	26,197												26,197
American Airlines	47,631												47,631
British Airways	19,489												19,489
Delta Air Lines	121,437												121,437
Frontier Airlines	25,948												25,948
Great Lakes Aviation	1,159												1,159
Hawaiian Airlines	9,920												9,920
jetBlue Airways	8,804												8,804
MN Airlines dba Sun Country													
Southwest Airlines	650,400												650,400
Spirit Airlines	8,952												8,952
United Airlines	64,217												64,217
US Airways	1,116,605												1,116,605
Volaris	1,892												1,892
WestJet	8,033												8,033
Passenger	2,116,299												2,116,299
ABX Air	640												640
DHL Express/Atlas Air	13,018												13,018
Federal Express	63,339												63,339
IFL Group	1,160												1,160
United Parcel Service	38,829												38,829
Cargo	116,986												116,986
Grand Total	2,233,285												2,233,285

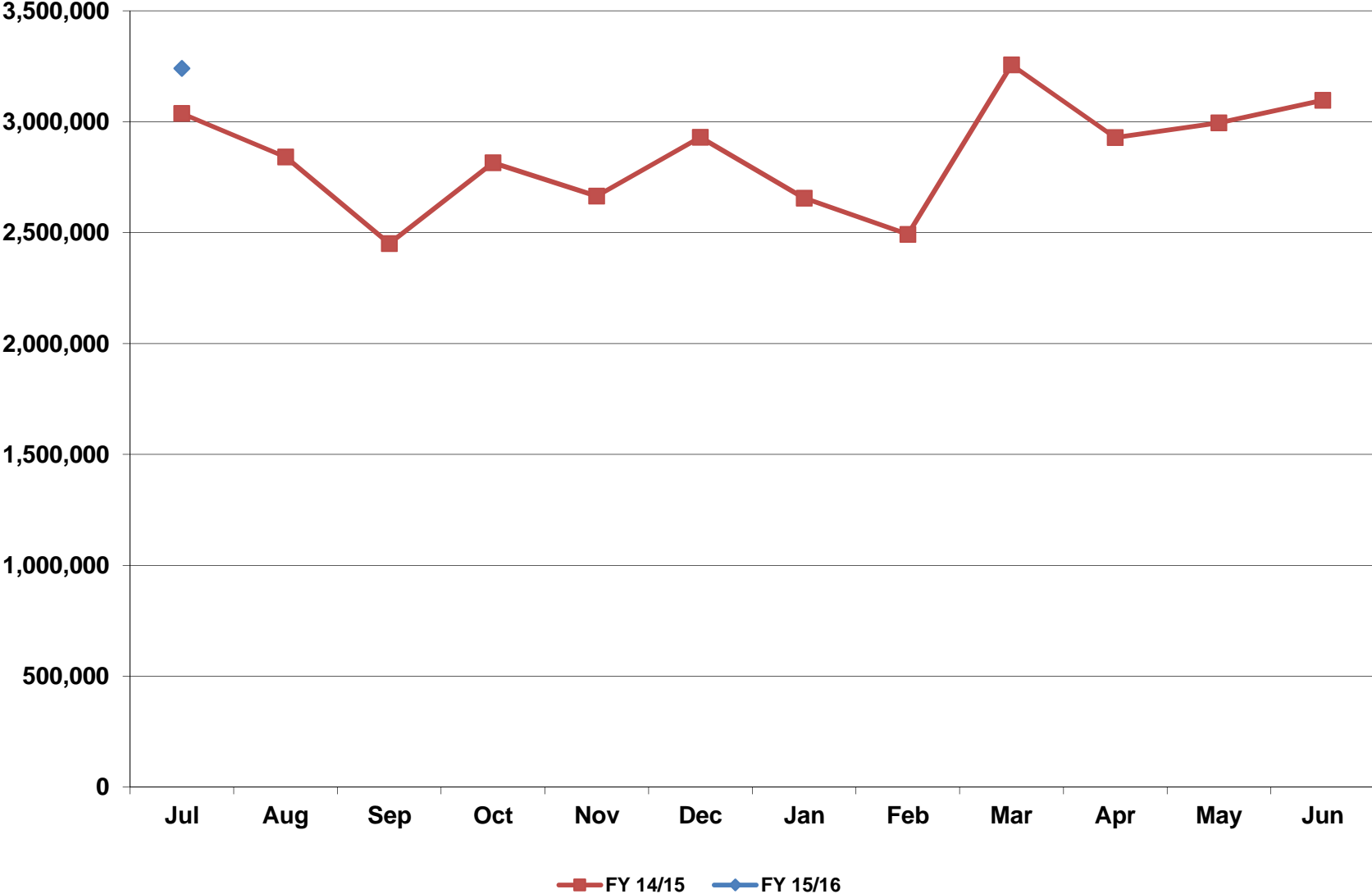
Phoenix Sky Harbor International Airport
Domestic Enplaned/Deplaned Passengers Terminal 2
July 2015



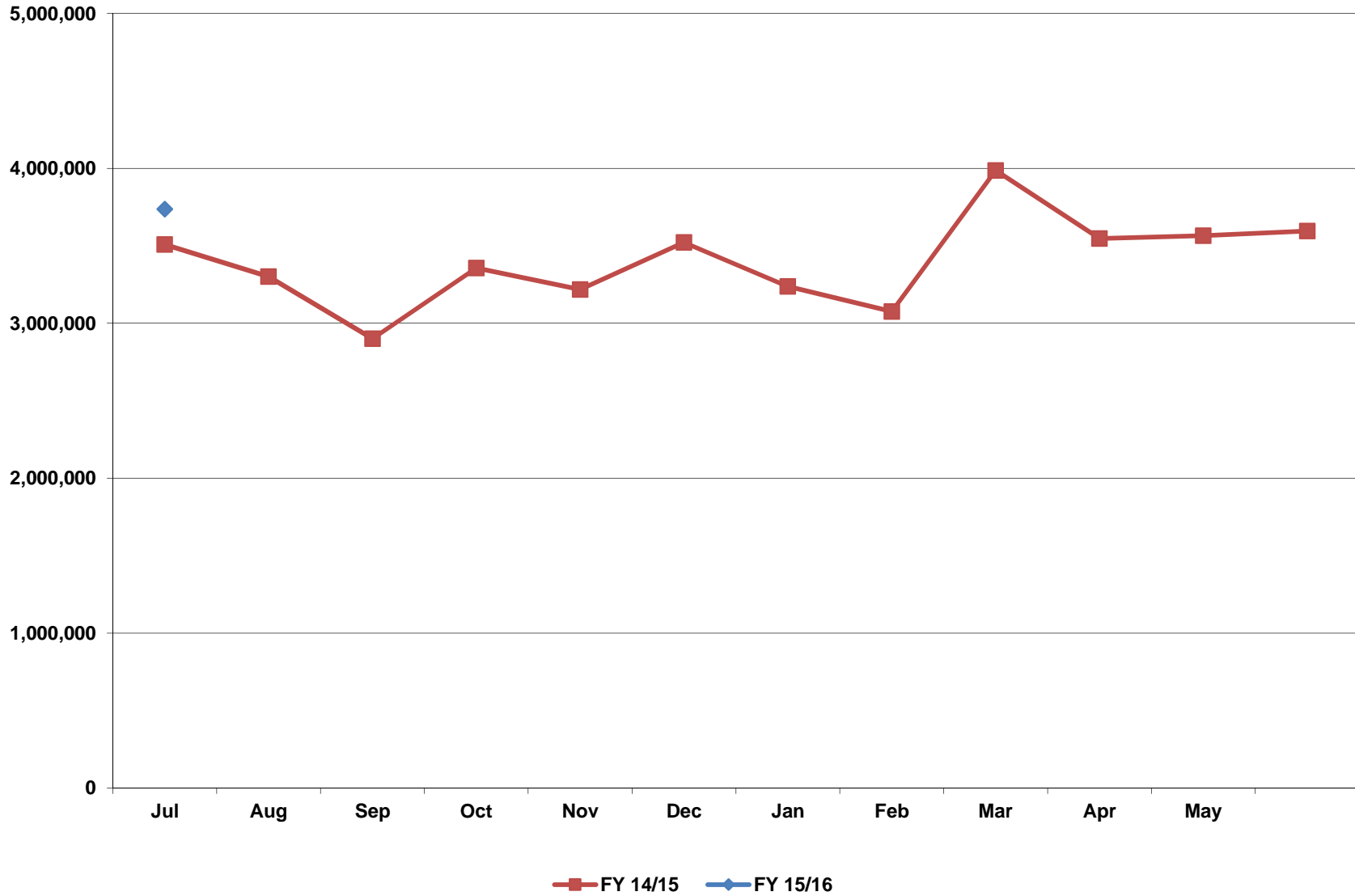
Phoenix Sky Harbor International Airport
Domestic Enplaned/Deplaned Passengers Terminal 3
July 2015



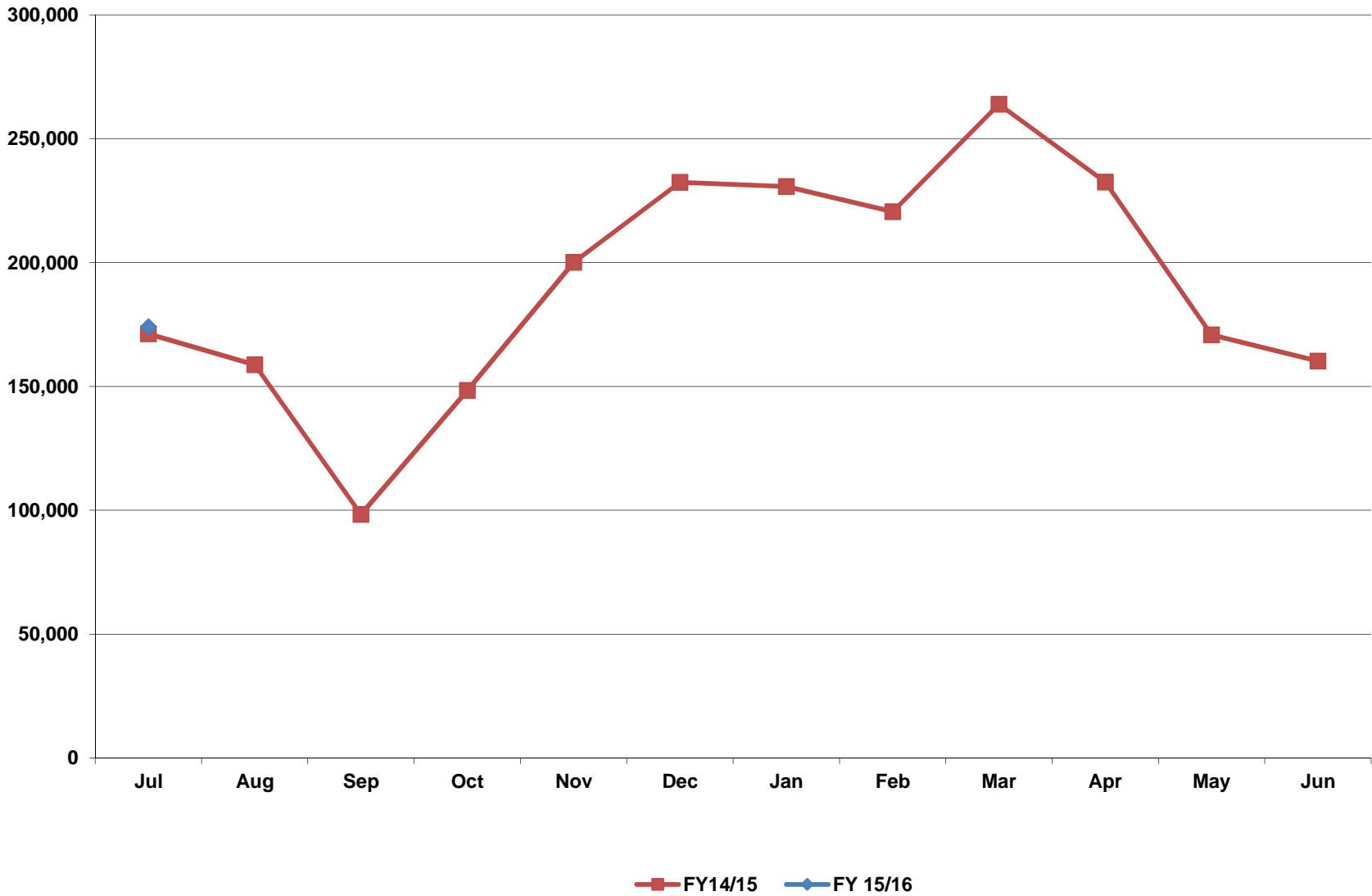
Phoenix Sky Harbor International Airport
Domestic Enplaned/Deplaned Passengers Terminal 4
July 2015



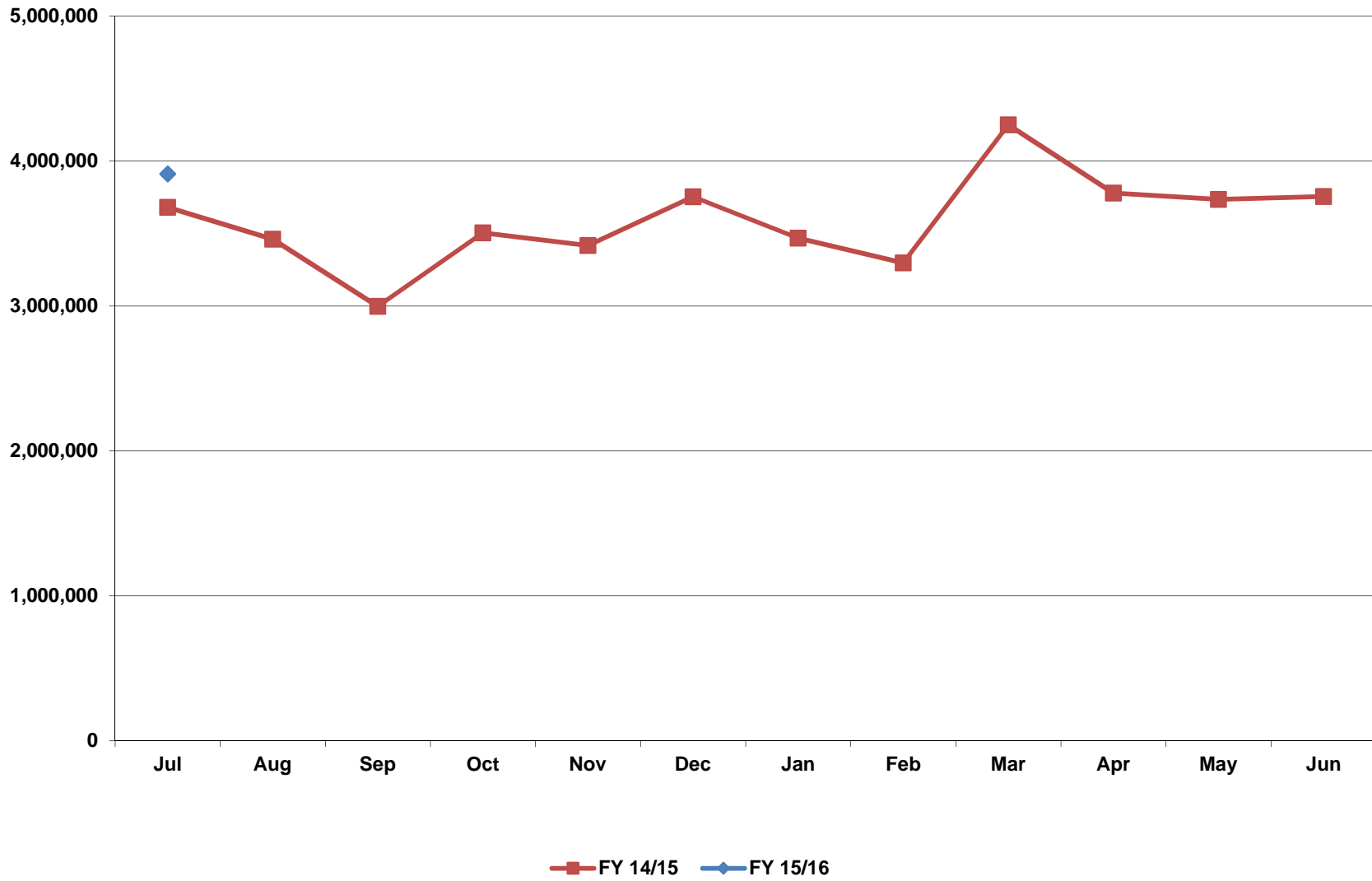
Phoenix Sky Harbor International Airport
Total Domestic Enplaned/Deplaned Passengers
July 2015



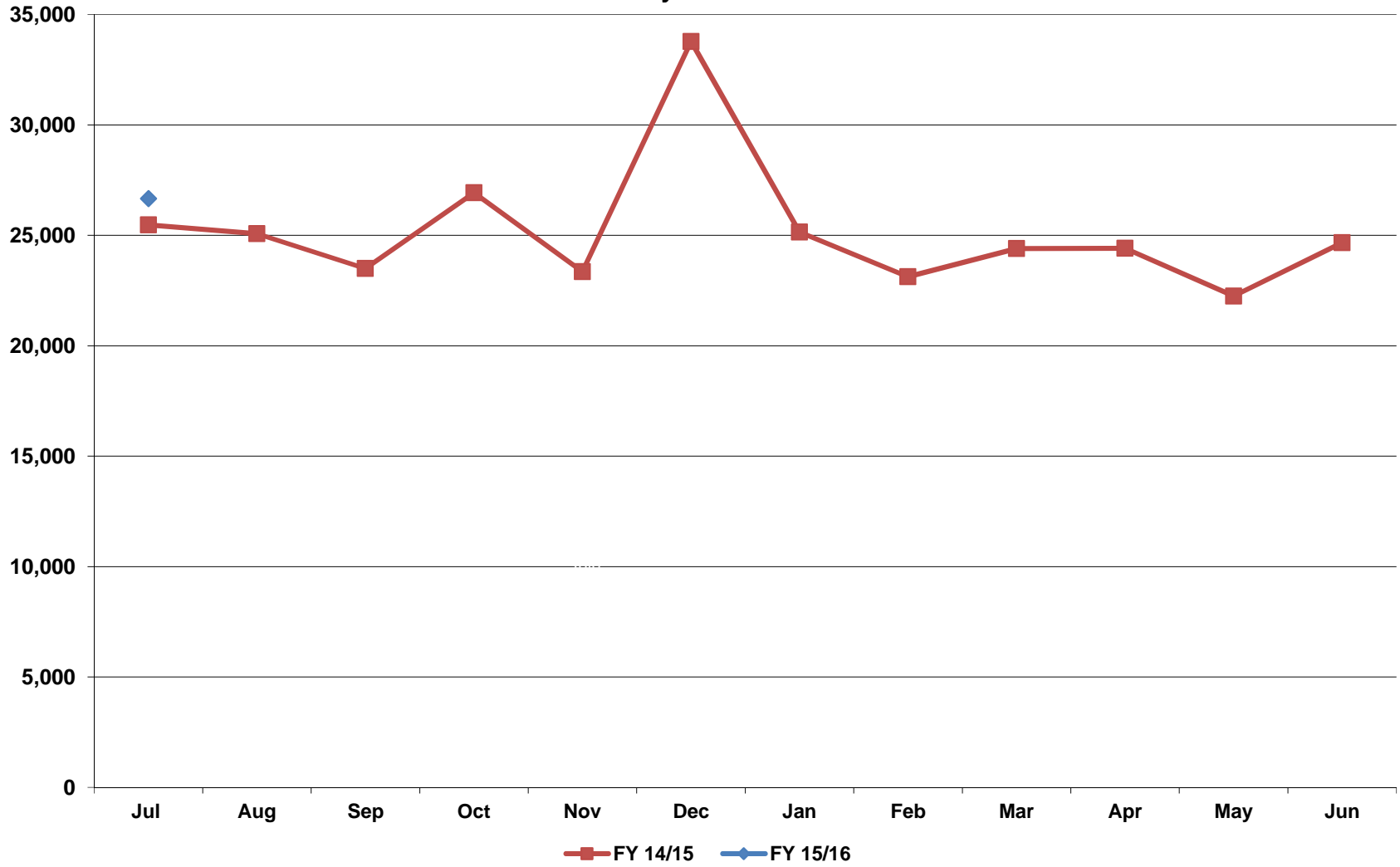
Phoenix Sky Harbor International Airport
Total International Enplaned/Deplaned Passengers
July 2015



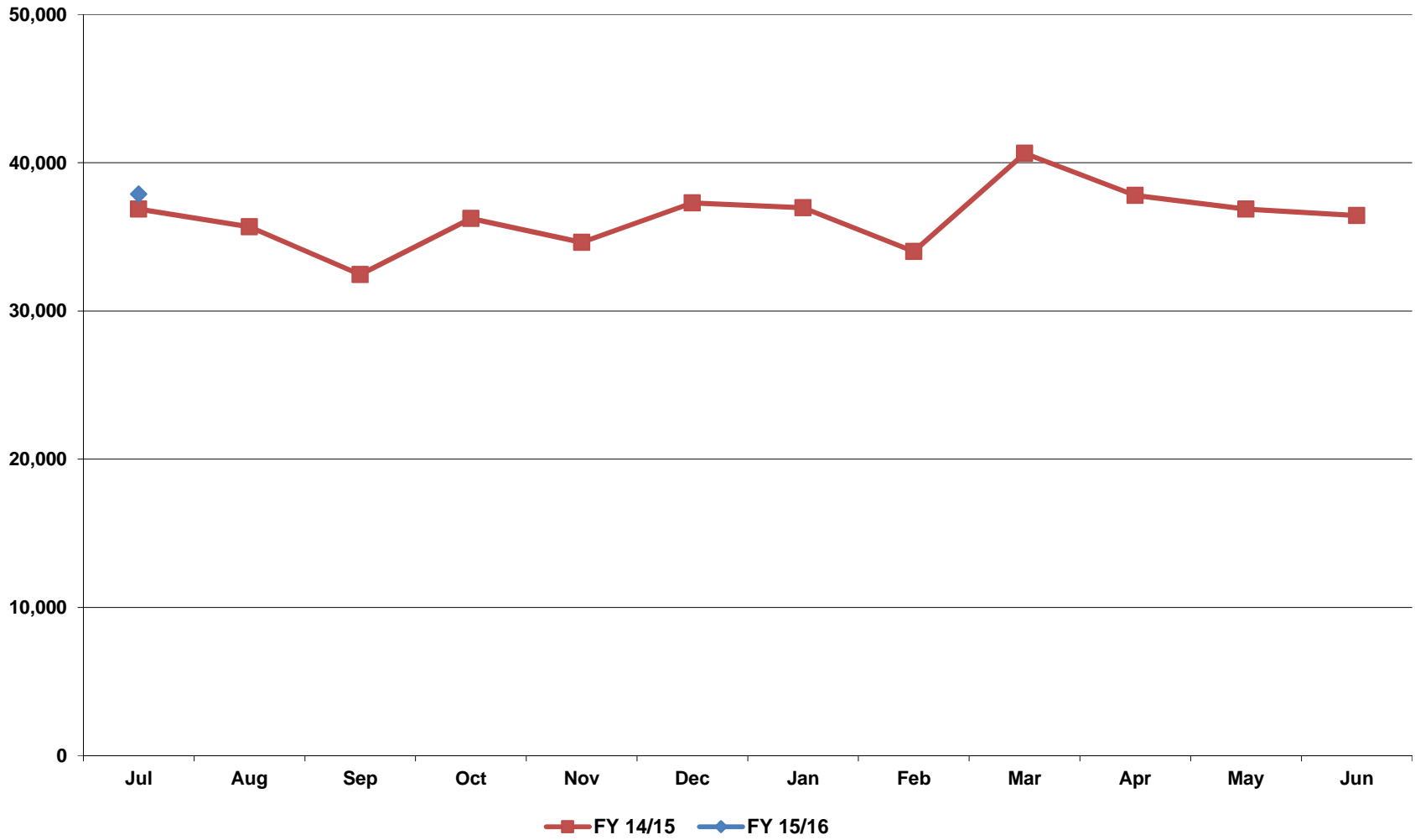
Phoenix Sky Harbor International Airport
Total Enplaned/Deplaned Passengers
July 2015



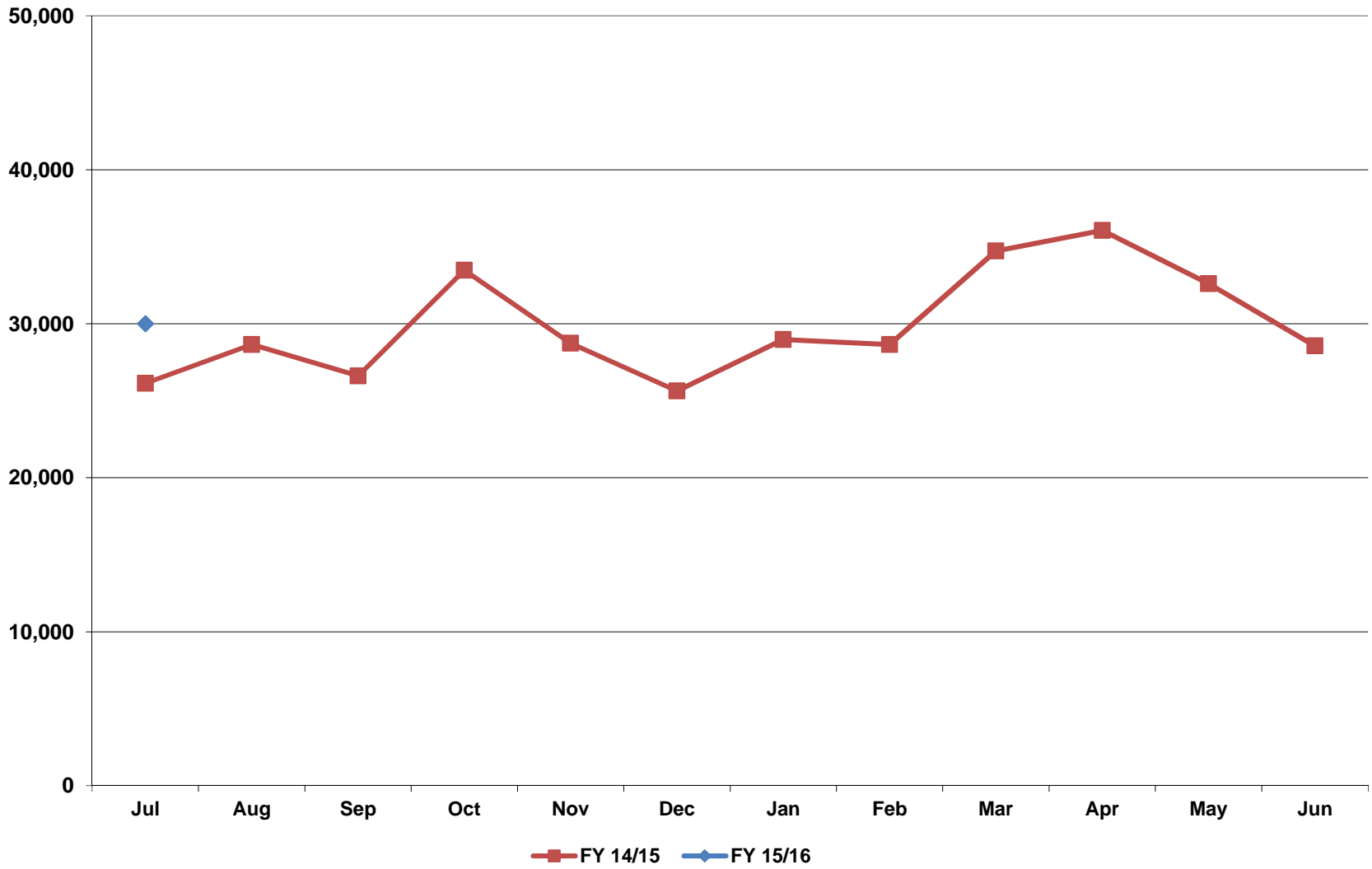
Phoenix Sky Harbor International Airport
Total Enplaned/Deplaned Cargo (Tons)
July 2015



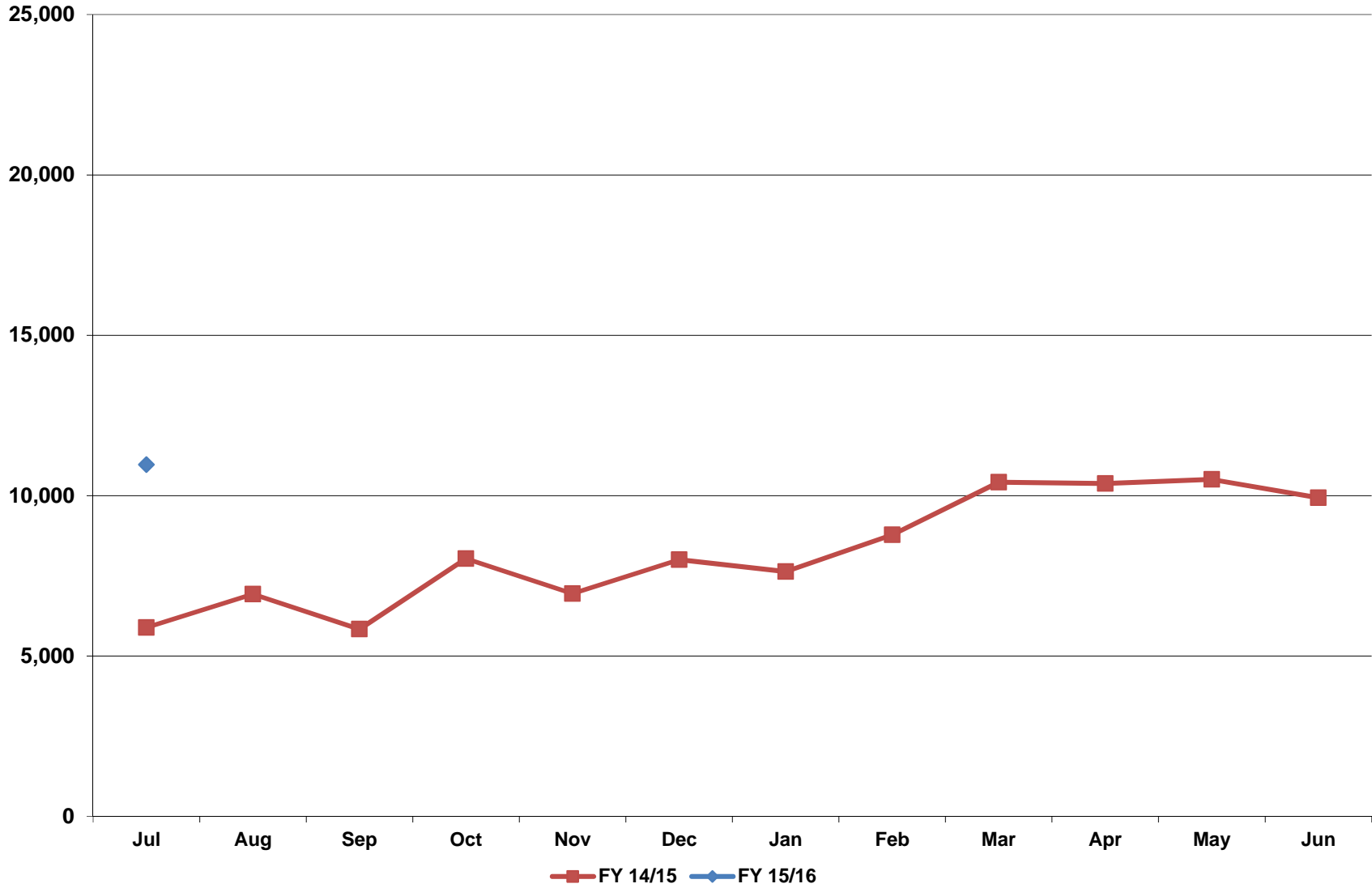
Phoenix Sky Harbor International Airport
Aircraft Operations
July 2015



Deer Valley Airport
Aircraft Operations
July 2015



Goodyear Airport
Aircraft Operations
July 2015



**City of Phoenix Aviation Department
Sky Harbor International Airport
Financial Management Division
Monthly Statistical Reports – August 2015
Table of Contents**

Reports:

- 1 Passengers, Cargo, and Aircraft Operations
- 2 Passenger Activity Report
- 3 Passenger and Activity Worksheet August 2015
- 4 Passenger and Activity Worksheet August 2014
- 5 Enplaned Passengers by Carrier for Fiscal Year 2015/16
- 6 Deplaned Passengers by Carrier for Fiscal Year 2015/16
- 7 Total Passengers by Carrier for Fiscal Year 2015/16
- 8 Enplaned Passengers by Carrier for Calendar Year 2015
- 9 Deplaned Passengers by Carrier for Calendar Year 2015
- 10 Total Passengers by Carrier for Calendar Year 2015
- 11 Airline Landing Weights – All Airlines for Fiscal Year 2015/16
- 12 Airline Landing Weights – Rates & Charges Airlines Only for Fiscal Year 2015/16

Graphs:

- 1 Domestic Enplaned / Deplaned Passengers Terminal 2
- 2 Domestic Enplaned / Deplaned Passengers Terminal 3
- 3 Domestic Enplaned / Deplaned Passengers Terminal 4
- 4 Total Domestic Enplaned / Deplaned Passengers
- 5 Total International Enplaned / Deplaned Passengers
- 6 Total Enplaned / Deplaned Passengers
- 7 Total Enplaned / Deplaned Cargo (in Tons)
- 8 Sky Harbor International Airport Aircraft Operations
- 9 Deer Valley Airport Aircraft Operations
- 10 Goodyear Airport Aircraft Operations

PASSENGERS, CARGO, AND AIRCRAFT OPERATIONS AT PHOENIX AIRPORTS: August 2015

August	2015	2014	%Chg	Fiscal YTD 2015/16	Fiscal YTD 2014/2015	%Chg	Calendar YTD 2015	Calendar YTD 2014	%Chg
PASSENGERS									
T2	97,043	89,909	7.9%	196,946	178,091	10.6%	963,713	881,684	9.3%
T3	135,981	138,053	-1.5%	280,066	286,127	-2.1%	1,315,066	1,386,541	-5.2%
T4	1,501,633	1,411,726	6.4%	3,111,893	2,911,977	6.9%	11,851,627	11,174,457	6.1%
International	79,001	78,251	1.0%	164,009	161,013	1.9%	809,891	791,889	2.3%
Total Enplaned	1,813,658	1,717,939	5.6%	3,752,914	3,537,208	6.1%	14,940,297	14,234,571	5.0%
T2	100,208	92,473	8.4%	201,354	180,287	11.7%	946,525	889,177	6.4%
T3	145,037	140,640	3.1%	296,289	288,488	2.7%	1,331,417	1,376,925	-3.3%
T4	1,527,995	1,429,107	6.9%	3,158,849	2,966,252	6.5%	11,779,922	11,160,722	5.5%
International	81,350	80,448	1.1%	170,411	168,925	0.9%	803,195	798,196	0.6%
Total Deplaned	1,854,590	1,742,668	6.4%	3,826,903	3,603,952	6.2%	14,861,059	14,225,020	4.5%
Total	3,668,248	3,460,607	6.0%	7,579,817	7,141,160	6.1%	29,801,356	28,459,591	4.7%
CARGO									
Freight enplaned	10,741	11,842	-9.3%	22,339	23,861	-6.4%	89,132	94,177	-5.4%
Freight deplaned	8,864	9,476	-6.5%	18,043	19,085	-5.5%	75,260	79,939	-5.9%
Total Freight	19,605	21,318	-8.0%	40,382	42,946	-6.0%	164,392	174,116	-5.6%
Mail enplaned	2,170	2,131	1.8%	4,502	4,367	3.1%	15,907	17,624	-9.7%
Mail deplaned	2,043	1,624	25.8%	4,284	3,233	32.5%	12,884	13,527	-4.8%
Total Mail	4,213	3,755	12.2%	8,786	7,600	15.6%	28,791	31,151	-7.6%
Total (Tons)	23,818	25,073	-5.0%	49,168	50,546	-2.7%	193,183	205,267	-5.9%
AIRCRAFT OPERATIONS									
Air Carrier/Air Taxi	34,708	33,885	2.4%	70,681	69,202	2.1%	280,037	274,344	2.1%
General Aviation	1,670	1,606	4.0%	3,428	3,031	13.1%	15,071	13,841	8.9%
Military	131	192	-31.8%	288	330	-12.7%	2,018	1,631	23.7%
Sky Harbor International	36,509	35,683	2.3%	74,397	72,563	2.5%	297,126	289,816	2.5%
Air Carrier/Air Taxi	437	353	23.8%	837	775	8.0%	3,882	3,652	6.3%
General Aviation	27,917	28,279	-1.3%	57,510	53,990	6.5%	243,875	221,317	10.2%
Military	9	15	-40.0%	20	24	-16.7%	206	65	216.9%
Deer Valley Airport	28,363	28,647	-1.0%	58,367	54,789	6.5%	247,963	225,034	10.2%
Air Carrier/Air Taxi	399	354	12.7%	901	707	27.4%	4,926	2,214	122.5%
General Aviation	7,358	6,157	19.5%	17,588	11,581	51.9%	68,557	49,942	37.3%
Military	319	425	-24.9%	554	536	3.4%	3,222	2,528	27.5%
Goodyear Airport	8,076	6,936	16.4%	19,043	12,824	48.5%	76,705	54,684	40.3%
Total	72,948	71,266	2.4%	151,807	140,176	8.3%	621,794	569,534	9.2%

Passenger Activity Report * * * Sky Harbor International Airport * * * August 2015

Airline	Enplaned Passengers			Deplaned Passengers			Total Passengers		
	2015	2014	% Chg	2015	2014	% Chg	2015	2014	% Chg
TERMINAL 2									
Alaska Airlines	25,284	24,036	5.2%	26,232	25,796	1.7%	51,516	49,832	3.4%
Great Lakes Aviation	347	523	-33.7%	354	512	-30.9%	701	1,035	-32.3%
Spirit Airlines	7,427		N/A	7,275		N/A	14,702		N/A
United Airlines	63,985	65,350	-2.1%	66,347	66,165	0.3%	130,332	131,515	-0.9%
Total	97,043	89,909	7.9%	100,208	92,473	8.4%	197,251	182,382	8.2%
TERMINAL 3									
Delta Air Lines	103,484	99,774	3.7%	111,213	101,707	9.3%	214,697	201,481	6.6%
Frontier Airlines	18,036	16,619	8.5%	18,226	16,469	10.7%	36,262	33,088	9.6%
Hawaiian Airlines	7,044	6,935	1.6%	7,911	7,438	6.4%	14,955	14,373	4.0%
jetBlue Airways	7,417	7,711	-3.8%	7,687	7,966	-3.5%	15,104	15,677	-3.7%
Spirit Airlines		7,014	-100.0%		7,060	-100.0%		14,074	-100.0%
Total	135,981	138,053	-1.5%	145,037	140,640	3.1%	281,018	278,693	0.8%
TERMINAL 4									
Aerovias de Mexico dba Aeromexico		1,204	-100.0%		1,098	-100.0%		2,302	-100.0%
Air Canada	4,541	3,790	19.8%	4,741	3,618	31.0%	9,282	7,408	25.3%
American Airlines	49,511	62,712	-21.1%	49,401	64,895	-23.9%	98,912	127,607	-22.5%
British Airways	9,487	8,998	5.4%	9,578	9,510	0.7%	19,065	18,508	3.0%
Southwest Airlines	587,658	523,019	12.4%	593,461	523,020	13.5%	1,181,119	1,046,039	12.9%
US Airways	921,518	882,646	4.4%	943,642	899,203	4.9%	1,865,160	1,781,849	4.7%
Volaris	1,361	1,439	-5.4%	1,857	1,910	-2.8%	3,218	3,349	-3.9%
WestJet	6,558	6,169	6.3%	6,665	6,301	5.8%	13,223	12,470	6.0%
Total	1,580,634	1,489,977	6.1%	1,609,345	1,509,555	6.6%	3,189,979	2,999,532	6.3%
GRAND TOTAL	1,813,658	1,717,939	5.6%	1,854,590	1,742,668	6.4%	3,668,248	3,460,607	6.0%

Spirit Airlines moved to T2 Apr 2015

Sky Harbor International Airport - Passenger and Activity Worksheet August 2015

Airline	Enplaned Passengers				Deplaned Passengers			Freight		Mail		Landed Weight	Landings
	Domestic	Connect	Internat'l	Total	Domestic	Internat'l	Total	Enplaned	Deplaned	Enplaned	Deplaned		
TERMINAL 2													
Alaska Airlines	25,284			25,284	26,232		26,232	6,466	22,286	995	464	25,644,500	185
Great Lakes Aviation	347			347	354		354	12				1,143,100	71
Spirit Airlines	7,427			7,427	7,275		7,275					8,959,512	62
United Airlines	63,985			63,985	66,347		66,347	60,420	82,151	354,237	306,078	69,812,376	621
Subtotal Terminal 2	97,043			97,043	100,208		100,208	66,898	104,437	355,232	306,542	105,559,488	939
TERMINAL 3													
Delta Air Lines	103,484			103,484	111,213		111,213	85,080	60,277	300,257	471,515	121,190,800	918
Frontier Airlines	18,036			18,036	18,226		18,226					20,604,020	151
Hawaiian Airlines	7,044			7,044	7,911		7,911	45,442	42,015			9,920,000	31
jetBlue Airways	7,417			7,417	7,687		7,687					8,662,000	61
Subtotal Terminal 3	135,981			135,981	145,037		145,037	130,522	102,292	300,257	471,515	160,376,820	1,161
TERMINAL 4													
Air Canada			4,541	4,541		4,741	4,741	3,955	593			6,248,400	39
American Airlines	49,511			49,511	49,401		49,401	55,833	34,433	23,420	60,202	49,693,500	333
British Airways			9,487	9,487		9,578	9,578	247,964	348,253			19,488,832	31
Southwest Airlines	371,787	215,871		587,658	593,461		593,461	1,268,664	1,226,353			626,656,000	4,905
US Airways	464,594	399,870	57,054	921,518	885,133	58,509	943,642	811,911	451,753	3,352,775	3,188,147	1,053,309,700	8,454
Volaris			1,361	1,361		1,857	1,857					1,891,565	13
WestJet			6,558	6,558		6,665	6,665					7,869,800	58
Subtotal Terminal 4	885,892	615,741	79,001	1,580,634	1,527,995	81,350	1,609,345	2,388,327	2,061,385	3,376,195	3,248,349	1,765,157,797	13,833
Total Passenger Airlines	1,118,916	615,741	79,001	1,813,658	1,773,240	81,350	1,854,590	2,585,747	2,268,114	4,031,684	4,026,406	2,031,094,105	15,933
AIR CARGO (SOUTH)													
Federal Express								11,063,743	7,537,670			59,320,300	163
United Parcel Service								5,949,787	5,851,021	309,151	59,328	33,459,360	110
Subtotal Air Cargo (South)								17,013,530	13,388,691	309,151	59,328	92,779,660	273
AIR CARGO (WEST)													
ABX Air								2,253	58,618			320,000	1
Ameriflight								443,703	479,973			4,700,034	327
DHL Express/Atlas Air								1,219,220	1,217,364			11,886,000	42
Empire Airlines								103,784	93,012			816,000	96
IFL Group								113,652	222,558			986,000	17
Subtotal Air Cargo (West)								1,882,612	2,071,525			18,708,034	483
Total Cargo Airlines								18,896,142	15,460,216	309,151	59,328	111,487,694	756
Grand Total	1,118,916	615,741	79,001	1,813,658	1,773,240	81,350	1,854,590	21,481,889	17,728,330	4,340,835	4,085,734	2,142,581,799	16,689

Total All Passengers: 3,668,248 **Total Air Cargo in Tons:** 10,741 + 8,864 + 2,170 + 2,043 = 23,818

Sky Harbor International Airport - Passenger and Activity Worksheet August 2014

Airline	Enplaned Passengers				Deplaned Passengers			Freight		Mail		Landed Weight	Landings				
	Domestic	Connect	Internat'l	Total	Domestic	Internat'l	Total	Enplaned	Deplaned	Enplaned	Deplaned						
TERMINAL 2																	
Alaska Airlines	24,036			24,036	25,796		25,796	9,967	39,742			26,225,700	189				
Great Lakes Aviation	523			523	512		512	124	345			1,481,200	92				
United Airlines	65,350			65,350	66,165		66,165	76,953	83,324	260,288	362,999	69,811,372	649				
Subtotal Terminal 2	89,909			89,909	92,473		92,473	87,044	123,411	260,288	362,999	97,518,272	930				
TERMINAL 3																	
Delta Air Lines	99,774			99,774	101,707		101,707	83,579	48,828	308,270	431,306	107,196,800	792				
Frontier Airlines	16,619			16,619	16,469		16,469					18,608,860	136				
Hawaiian Airlines	6,935			6,935	7,438		7,438	71,149	376,777			9,920,000	31				
jetBlue Airways	7,711			7,711	7,966		7,966					8,804,000	62				
Spirit Airlines	7,014			7,014	7,060		7,060					8,897,776	62				
Subtotal Terminal 3	138,053			138,053	140,640		140,640	154,728	425,605	308,270	431,306	153,427,436	1,083				
TERMINAL 4																	
Aerovias de Mexico dba Aeromexico			1,204	1,204		1,098	1,098					1,319,019	31				
Air Canada			3,790	3,790		3,618	3,618	1,404	302			4,215,700	31				
American Airlines	62,712			62,712	64,895		64,895	21,708	36,066			65,351,500	488				
British Airways			8,998	8,998		9,510	9,510	330,275	310,614			19,488,832	31				
Southwest Airlines	334,992	188,027		523,019	523,020		523,020	1,329,182	1,303,288			599,066,000	4,736				
US Airways	398,593	427,402	56,651	882,646	841,192	58,011	899,203	1,192,899	689,819	3,505,214	2,319,003	1,014,776,800	8,293				
Volaris			1,439	1,439		1,910	1,910					1,891,565	13				
WestJet			6,169	6,169		6,301	6,301					6,412,500	45				
Subtotal Terminal 4	796,297	615,429	78,251	1,489,977	1,429,107	80,448	1,509,555	2,875,468	2,340,089	3,505,214	2,319,003	1,712,521,916	13,668				
Total Passenger Airlines	1,024,259	615,429	78,251	1,717,939	1,662,220	80,448	1,742,668	3,117,240	2,889,105	4,073,772	3,113,308	1,963,467,624	15,681				
AIR CARGO (SOUTH)																	
Federal Express								12,531,592	7,897,010			60,298,100	153				
United Parcel Service								5,748,776	5,729,984	188,306	135,381	33,859,200	112				
Subtotal Air Cargo (South)								18,280,368	13,626,994	188,306	135,381	94,157,300	265				
AIR CARGO (WEST)																	
ABX Air								1,656,702	1,739,894			11,814,000	43				
Airnet Systems								190				41,400	4				
Ameriflight								404,008	345,324			4,397,478	328				
Empire Airlines								115,702	105,423			850,000	100				
IFL Group								110,435	244,583			1,044,000	18				
Subtotal Air Cargo (West)								2,287,037	2,435,224			18,146,878	493				
Total Cargo Airlines								20,567,405	16,062,218	188,306	135,381	112,304,178	758				
Grand Total	1,024,259	615,429	78,251	1,717,939	1,662,220	80,448	1,742,668	23,684,645	18,951,323	4,262,078	3,248,689	2,075,771,802	16,439				
Total All Passengers:	3,460,607							Total Air Cargo in Tons:	11,842	+	9,476	+	2,131	+	1,624	=	25,073

Sky Harbor International Airport - Enplaned Passengers by Carrier
Fiscal Year 2015/16

Airline	Jul	Aug	Sep	Oct	Nov	Dec	Jan	Feb	Mar	Apr	May	Jun	Total
TERMINAL 2													
Alaska Airlines	27,894	25,284											53,178
Great Lakes Aviation	397	347											744
Spirit Airlines	8,926	7,427											16,353
United Airlines	62,686	63,985											126,671
Total	99,903	97,043											196,946
TERMINAL 3													
Delta Air Lines	110,207	103,484											213,691
Frontier Airlines	18,940	18,036											36,976
Hawaiian Airlines	7,498	7,044											14,542
jetBlue Airways	7,440	7,417											14,857
Total	144,085	135,981											280,066
TERMINAL 4													
Air Canada	4,424	4,541											8,965
American Airlines	49,980	49,511											99,491
British Airways	8,699	9,487											18,186
Southwest Airlines	632,692	587,658											1,220,350
US Airways	991,254	921,518											1,912,772
Volaris	1,647	1,361											3,008
WestJet	6,572	6,558											13,130
Total	1,695,268	1,580,634											3,275,902
GRAND TOTAL	1,939,256	1,813,658											3,752,914

Sky Harbor International Airport - Deplaned Passengers by Carrier
Fiscal Year 2015/16

Airline	Jul	Aug	Sep	Oct	Nov	Dec	Jan	Feb	Mar	Apr	May	Jun	Total
TERMINAL 2													
Alaska Airlines	27,022	26,232											53,254
Great Lakes Aviation	353	354											707
Spirit Airlines	9,532	7,275											16,807
United Airlines	64,239	66,347											130,586
Total	101,146	100,208											201,354
TERMINAL 3													
Delta Air Lines	115,059	111,213											226,272
Frontier Airlines	20,696	18,226											38,922
Hawaiian Airlines	7,653	7,911											15,564
jetBlue Airways	7,844	7,687											15,531
Total	151,252	145,037											296,289
TERMINAL 4													
Air Canada	4,917	4,741											9,658
American Airlines	50,545	49,401											99,946
British Airways	10,048	9,578											19,626
Southwest Airlines	635,751	593,461											1,229,212
US Airways	1,009,940	943,642											1,953,582
Volaris	2,060	1,857											3,917
WestJet	6,654	6,665											13,319
Total	1,719,915	1,609,345											3,329,260
GRAND TOTAL	1,972,313	1,854,590											3,826,903

Sky Harbor International Airport - Total Passengers by Carrier
Fiscal Year 2015/16

Airline	Jul	Aug	Sep	Oct	Nov	Dec	Jan	Feb	Mar	Apr	May	Jun	Total
TERMINAL 2													
Alaska Airlines	54,916	51,516											106,432
Great Lakes Aviation	750	701											1,451
Spirit Airlines	18,458	14,702											33,160
United Airlines	126,925	130,332											257,257
Total	201,049	197,251											398,300
TERMINAL 3													
Delta Air Lines	225,266	214,697											439,963
Frontier Airlines	39,636	36,262											75,898
Hawaiian Airlines	15,151	14,955											30,106
jetBlue Airways	15,284	15,104											30,388
Total	295,337	281,018											576,355
TERMINAL 4													
Air Canada	9,341	9,282											18,623
American Airlines	100,525	98,912											199,437
British Airways	18,747	19,065											37,812
Southwest Airlines	1,268,443	1,181,119											2,449,562
US Airways	2,001,194	1,865,160											3,866,354
Volaris	3,707	3,218											6,925
WestJet	13,226	13,223											26,449
Total	3,415,183	3,189,979											6,605,162
GRAND TOTAL	3,911,569	3,668,248											7,579,817

Sky Harbor International Airport - Enplaned Passengers by Carrier
Calendar Year 2015

Airline	Jan	Feb	Mar	Apr	May	Jun	Jul	Aug	Sep	Oct	Nov	Dec	Total
TERMINAL 2													
Alaska Airlines	30,099	33,019	39,150	36,534	34,433	28,135	27,894	25,284					254,548
Great Lakes Aviation	162	150	212	188	318	256	397	347					2,030
MN Airlines dba Sun Country				4,939	2,620								7,559
Spirit Airlines				14,458	8,536	8,415	8,926	7,427					47,762
United Airlines	79,853	88,310	105,020	90,758	93,092	68,110	62,686	63,985					651,814
Total	110,114	121,479	144,382	146,877	138,999	104,916	99,903	97,043					963,713
TERMINAL 3													
Delta Air Lines	104,691	111,331	147,769	130,008	117,916	112,760	110,207	103,484					938,166
Frontier Airlines	27,477	26,771	28,514	26,882	20,728	20,184	18,940	18,036					187,532
Hawaiian Airlines	6,908	6,360	7,648	7,105	7,809	7,280	7,498	7,044					57,652
jetBlue Airways	6,676	7,285	8,388	8,052	8,317	7,779	7,440	7,417					61,354
MN Airlines dba Sun Country	5,223	5,757	5,460										16,440
Spirit Airlines	16,469	16,995	20,458										53,922
Total	167,444	174,499	218,237	172,047	154,770	148,003	144,085	135,981					1,315,066
TERMINAL 4													
Air Canada	11,993	13,514	19,715	15,950	4,080	4,084	4,424	4,541					78,301
American Airlines	66,818	63,925	79,055	67,163	62,208	49,827	49,980	49,511					488,487
British Airways	7,771	6,803	9,086	8,727	9,567	9,828	8,699	9,487					69,968
Southwest Airlines	521,308	516,527	662,692	616,094	614,801	618,298	632,692	587,658					4,770,070
US Airways	772,194	747,243	936,535	868,268	908,656	948,608	991,254	921,518					7,094,276
Volaris	1,372	1,085	1,133	1,384	1,760	1,811	1,647	1,361					11,553
WestJet	28,069	28,914	31,959	30,556	9,784	6,451	6,572	6,558					148,863
Total	1,409,525	1,378,011	1,740,175	1,608,142	1,610,856	1,638,907	1,695,268	1,580,634					12,661,518
GRAND TOTAL	1,687,083	1,673,989	2,102,794	1,927,066	1,904,625	1,891,826	1,939,256	1,813,658					14,940,297

Sky Harbor International Airport - Deplaned Passengers by Carrier
Calendar Year 2015

Airline	Jan	Feb	Mar	Apr	May	Jun	Jul	Aug	Sep	Oct	Nov	Dec	Total
TERMINAL 2													
Alaska Airlines	33,224	31,869	39,266	34,056	29,876	25,896	27,022	26,232					247,441
Great Lakes Aviation	176	175	242	225	285	288	353	354					2,098
MN Airlines dba Sun Country				3,977	2,273								6,250
Spirit Airlines				11,788	8,298	7,958	9,532	7,275					44,851
United Airlines	87,828	83,403	104,103	86,848	87,360	65,757	64,239	66,347					645,885
Total	121,228	115,447	143,611	136,894	128,092	99,899	101,146	100,208					946,525
TERMINAL 3													
Delta Air Lines	113,822	110,629	150,995	121,869	112,166	110,869	115,059	111,213					946,622
Frontier Airlines	29,257	26,849	29,338	24,977	20,760	20,135	20,696	18,226					190,238
Hawaiian Airlines	7,263	6,160	7,851	7,282	7,502	7,380	7,653	7,911					59,002
jetBlue Airways	7,625	6,877	8,189	7,774	7,587	7,311	7,844	7,687					60,894
MN Airlines dba Sun Country	6,448	5,867	5,496										17,811
Spirit Airlines	18,330	17,361	21,159										56,850
Total	182,745	173,743	223,028	161,902	148,015	145,695	151,252	145,037					1,331,417
TERMINAL 4													
Air Canada	12,863	14,393	18,778	13,544	3,849	4,128	4,917	4,741					77,213
American Airlines	71,753	61,791	80,827	65,310	60,096	48,540	50,545	49,401					488,263
British Airways	9,236	7,490	9,803	9,012	9,593	9,796	10,048	9,578					74,556
Southwest Airlines	543,104	499,985	668,817	584,644	592,856	603,450	635,751	593,461					4,722,068
US Airways	803,752	705,157	951,650	838,305	879,561	944,540	1,009,940	943,642					7,076,547
Volaris	1,857	1,135	1,476	1,560	1,629	1,722	2,060	1,857					13,296
WestJet	19,385	29,876	31,109	23,546	8,000	5,939	6,654	6,665					131,174
Total	1,461,950	1,319,827	1,762,460	1,535,921	1,555,584	1,618,115	1,719,915	1,609,345					12,583,117
GRAND TOTAL	1,765,923	1,609,017	2,129,099	1,834,717	1,831,691	1,863,709	1,972,313	1,854,590					14,861,059

Sky Harbor International Airport - Total Passengers by Carrier
Calendar Year 2015

Airline	Jan	Feb	Mar	Apr	May	Jun	Jul	Aug	Sep	Oct	Nov	Dec	Total
TERMINAL 2													
Alaska Airlines	63,323	64,888	78,416	70,590	64,309	54,031	54,916	51,516					501,989
Great Lakes Aviation	338	325	454	413	603	544	750	701					4,128
MN Airlines dba Sun Country				8,916	4,893								13,809
Spirit Airlines				26,246	16,834	16,373	18,458	14,702					92,613
United Airlines	167,681	171,713	209,123	177,606	180,452	133,867	126,925	130,332					1,297,699
Total	231,342	236,926	287,993	283,771	267,091	204,815	201,049	197,251					1,910,238
TERMINAL 3													
Delta Air Lines	218,513	221,960	298,764	251,877	230,082	223,629	225,266	214,697					1,884,788
Frontier Airlines	56,734	53,620	57,852	51,859	41,488	40,319	39,636	36,262					377,770
Hawaiian Airlines	14,171	12,520	15,499	14,387	15,311	14,660	15,151	14,955					116,654
jetBlue Airways	14,301	14,162	16,577	15,826	15,904	15,090	15,284	15,104					122,248
MN Airlines dba Sun Country	11,671	11,624	10,956										34,251
Spirit Airlines	34,799	34,356	41,617										110,772
Total	350,189	348,242	441,265	333,949	302,785	293,698	295,337	281,018					2,646,483
TERMINAL 4													
Air Canada	24,856	27,907	38,493	29,494	7,929	8,212	9,341	9,282					155,514
American Airlines	138,571	125,716	159,882	132,473	122,304	98,367	100,525	98,912					976,750
British Airways	17,007	14,293	18,889	17,739	19,160	19,624	18,747	19,065					144,524
Southwest Airlines	1,064,412	1,016,512	1,331,509	1,200,738	1,207,657	1,221,748	1,268,443	1,181,119					9,492,138
US Airways	1,575,946	1,452,400	1,888,185	1,706,573	1,788,217	1,893,148	2,001,194	1,865,160					14,170,823
Volaris	3,229	2,220	2,609	2,944	3,389	3,533	3,707	3,218					24,849
WestJet	47,454	58,790	63,068	54,102	17,784	12,390	13,226	13,223					280,037
Total	2,871,475	2,697,838	3,502,635	3,144,063	3,166,440	3,257,022	3,415,183	3,189,979					25,244,635
GRAND TOTAL	3,453,006	3,283,006	4,231,893	3,761,783	3,736,316	3,755,535	3,911,569	3,668,248					29,801,356

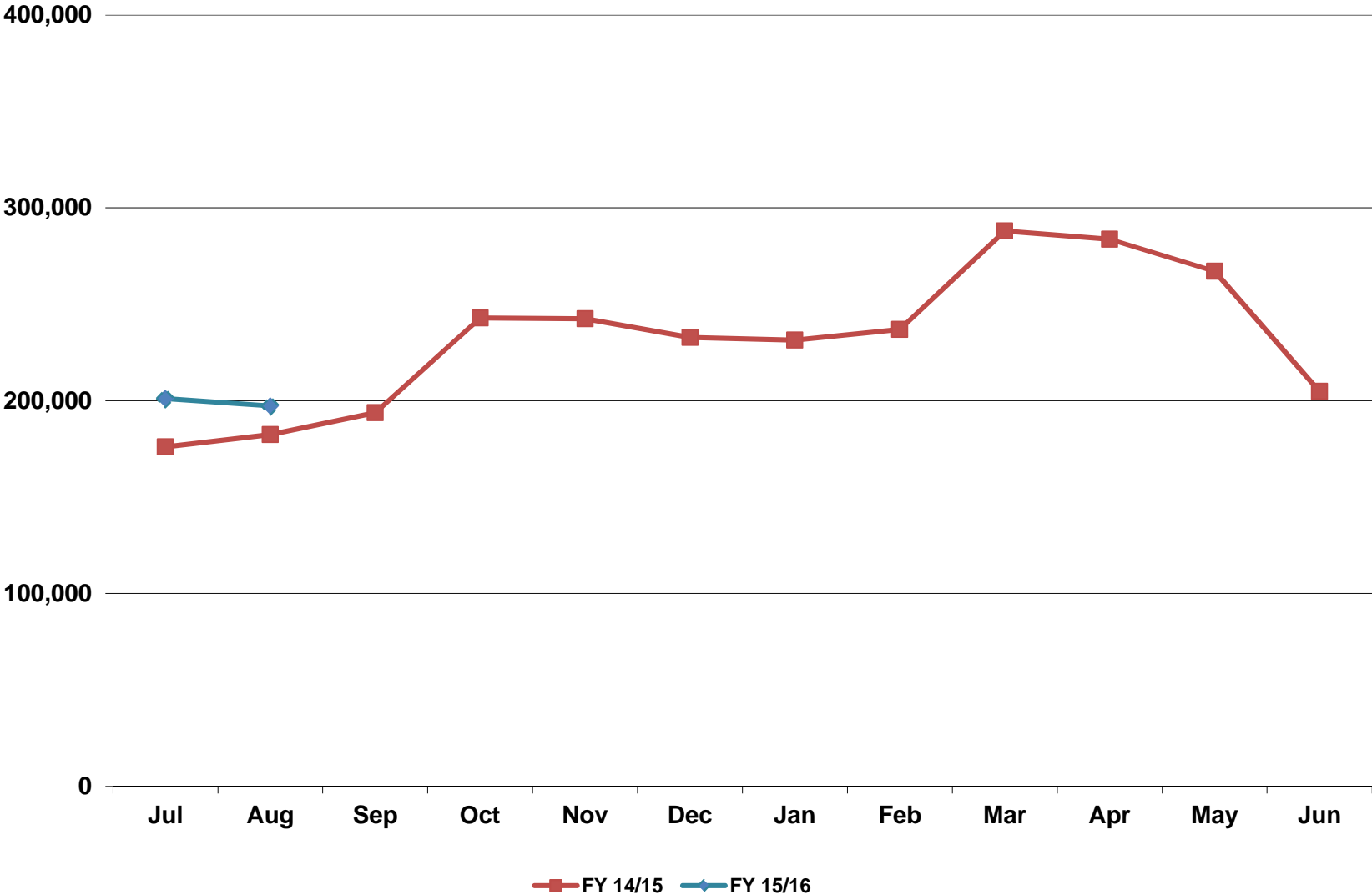
Sky Harbor International Airport
Landing Weights (in Thousands) Fiscal Year 2015/16 - All Airlines

Airline	Jul	Aug	Sep	Oct	Nov	Dec	Jan	Feb	Mar	Apr	May	Jun	Total
Air Canada	5,615	6,248											11,863
Alaska Airlines	26,197	25,645											51,842
American Airlines	47,631	49,694											97,325
British Airways	19,489	19,489											38,978
Delta Air Lines	121,437	121,191											242,628
Frontier Airlines	25,948	20,604											46,552
Great Lakes Aviation	1,159	1,143											2,302
Hawaiian Airlines	9,920	9,920											19,840
jetBlue Airways	8,804	8,662											17,466
Southwest Airlines	650,400	626,656											1,277,056
Spirit Airlines	8,952	8,960											17,912
United Airlines	64,217	69,812											134,029
US Airways	1,116,605	1,053,310											2,169,915
Volaris	1,892	1,892											3,784
WestJet	8,033	7,870											15,903
Passenger	2,116,299	2,031,096											4,147,395
ABX Air	640	320											960
Ameriflight	4,768	4,700											9,468
DHL Express/Atlas Air	13,018	11,886											24,904
Empire Airlines	842	816											1,658
Federal Express	63,339	59,320											122,659
IFL Group	1,160	986											2,146
United Parcel Service	38,829	33,459											72,288
Cargo	122,596	111,487											234,083
Grand Total	2,238,895	2,142,583											4,381,478

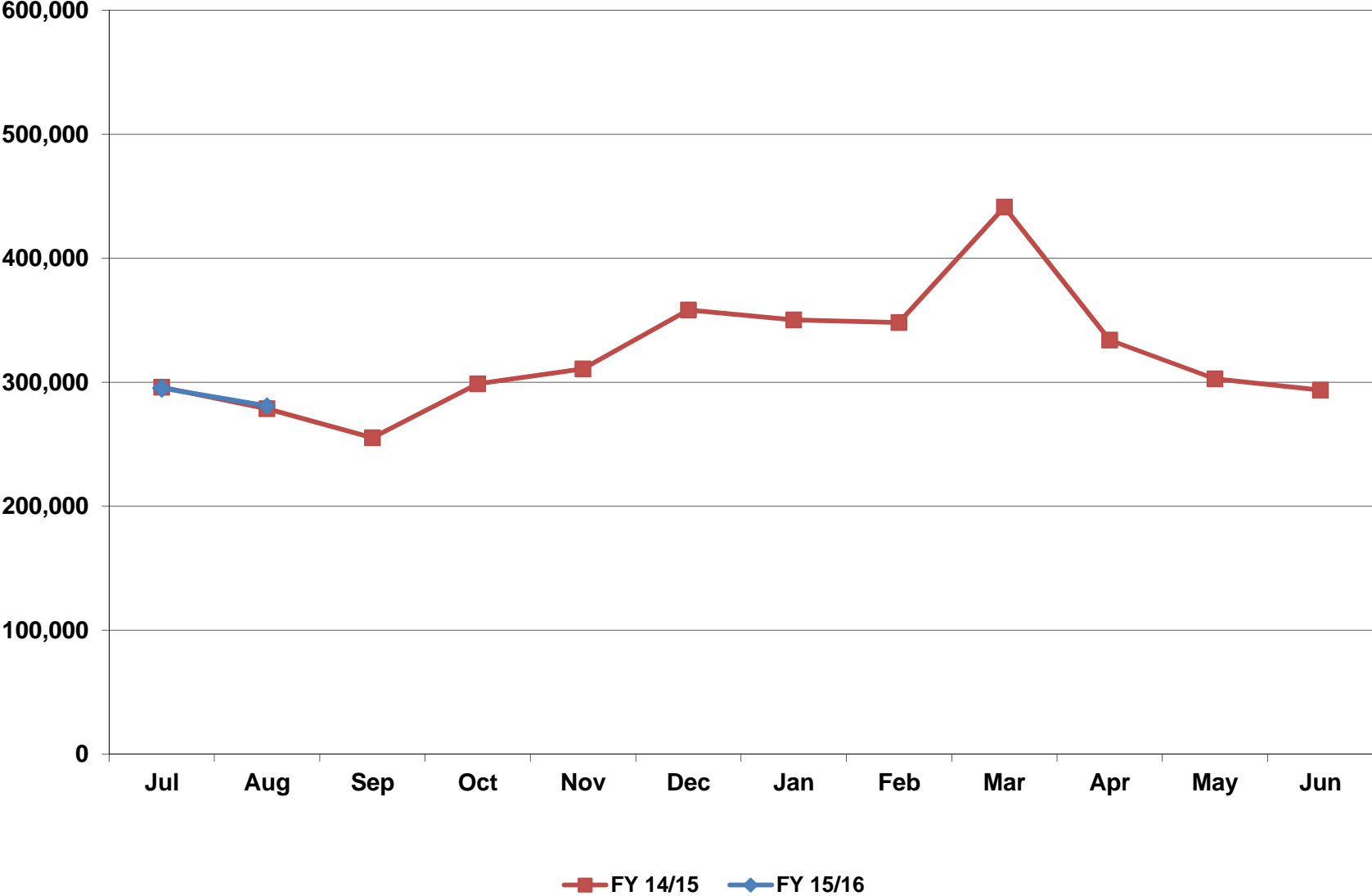
Sky Harbor International Airport
Landing Weights (in Thousands) Fiscal Year 2015/16 - Rates & Charges Airlines

Airline	Jul	Aug	Sep	Oct	Nov	Dec	Jan	Feb	Mar	Apr	May	Jun	Total
Air Canada	5,615	6,248											11,863
Alaska Airlines	26,197	25,645											51,842
American Airlines	47,631	49,694											97,325
British Airways	19,489	19,489											38,978
Delta Air Lines	121,437	121,191											242,628
Frontier Airlines	25,948	20,604											46,552
Great Lakes Aviation	1,159	1,143											2,302
Hawaiian Airlines	9,920	9,920											19,840
jetBlue Airways	8,804	8,662											17,466
Southwest Airlines	650,400	626,656											1,277,056
Spirit Airlines	8,952	8,960											17,912
United Airlines	64,217	69,812											134,029
US Airways	1,116,605	1,053,310											2,169,915
Volaris	1,892	1,892											3,784
WestJet	8,033	7,870											15,903
Passenger	2,116,299	2,031,096											4,147,395
ABX Air	640	320											960
DHL Express/Atlas Air	13,018	11,886											24,904
Federal Express	63,339	59,320											122,659
IFL Group	1,160	986											2,146
United Parcel Service	38,829	33,459											72,288
Cargo	116,986	105,971											222,957
Grand Total	2,233,285	2,137,067											4,370,352

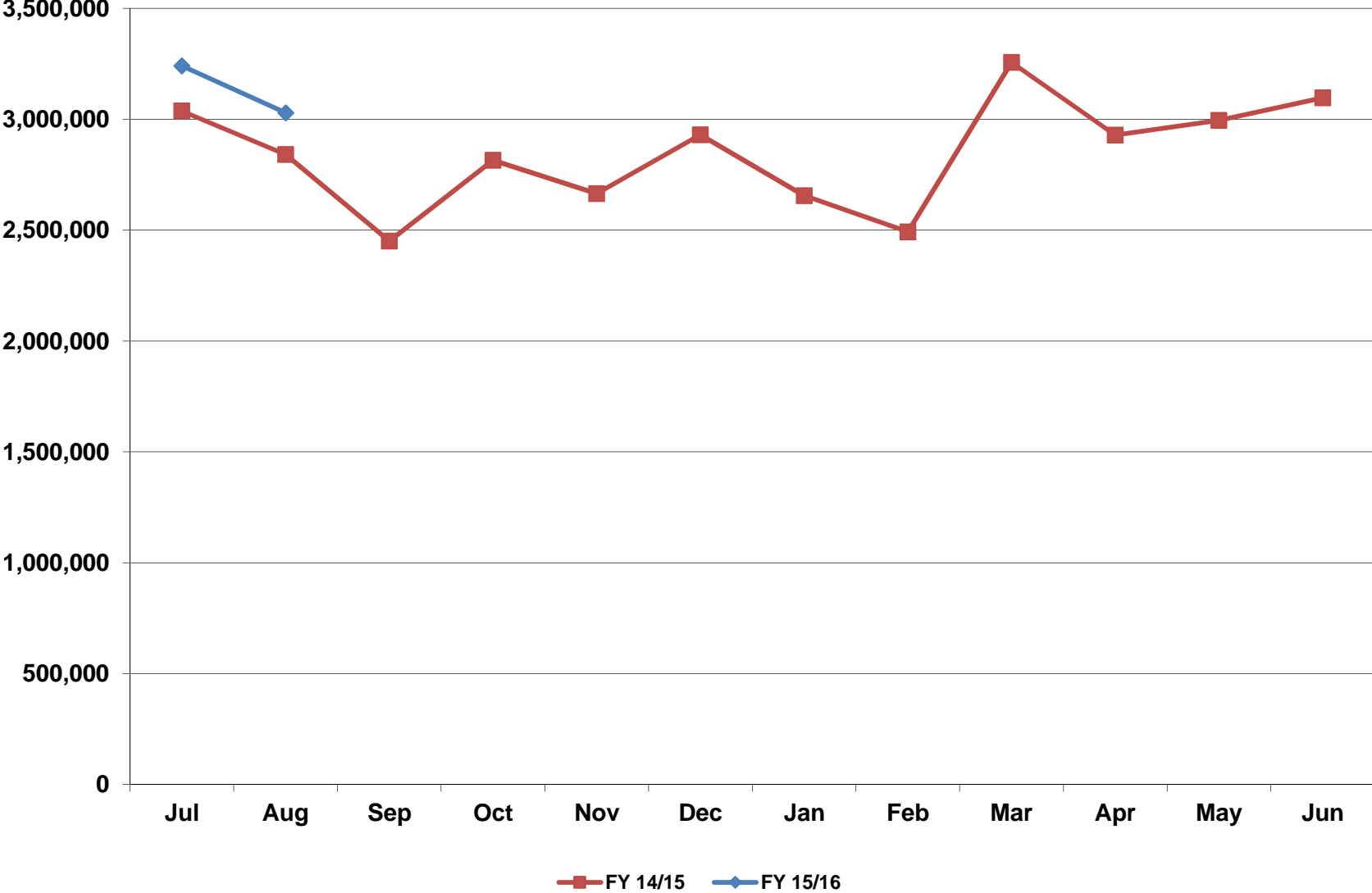
Phoenix Sky Harbor International Airport
Domestic Enplaned/Deplaned Passengers Terminal 2
08/01/185



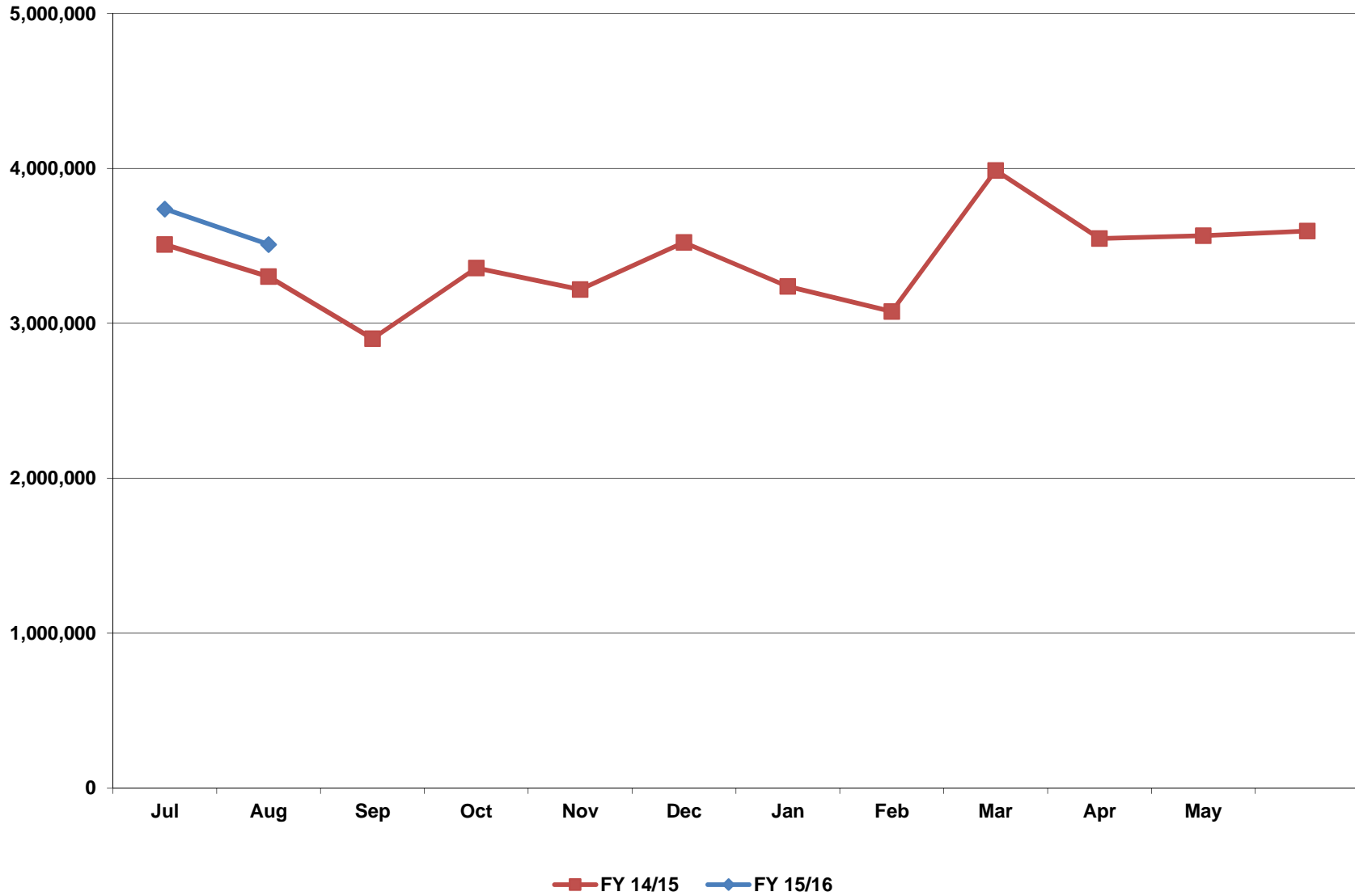
Phoenix Sky Harbor International Airport
Domestic Enplaned/Deplaned Passengers Terminal 3
08/01/185



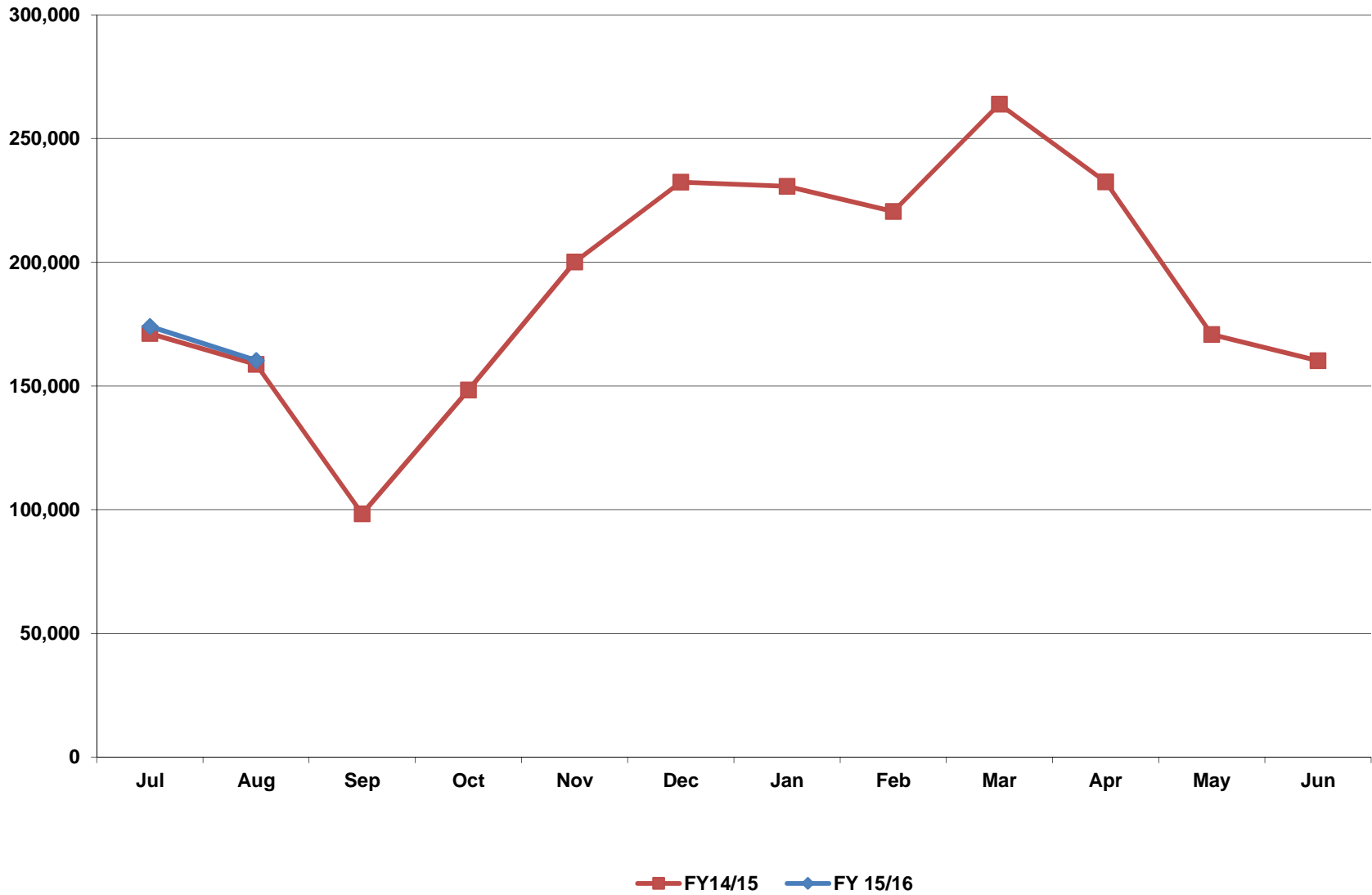
Phoenix Sky Harbor International Airport
Domestic Enplaned/Deplaned Passengers Terminal 4
08/01/185



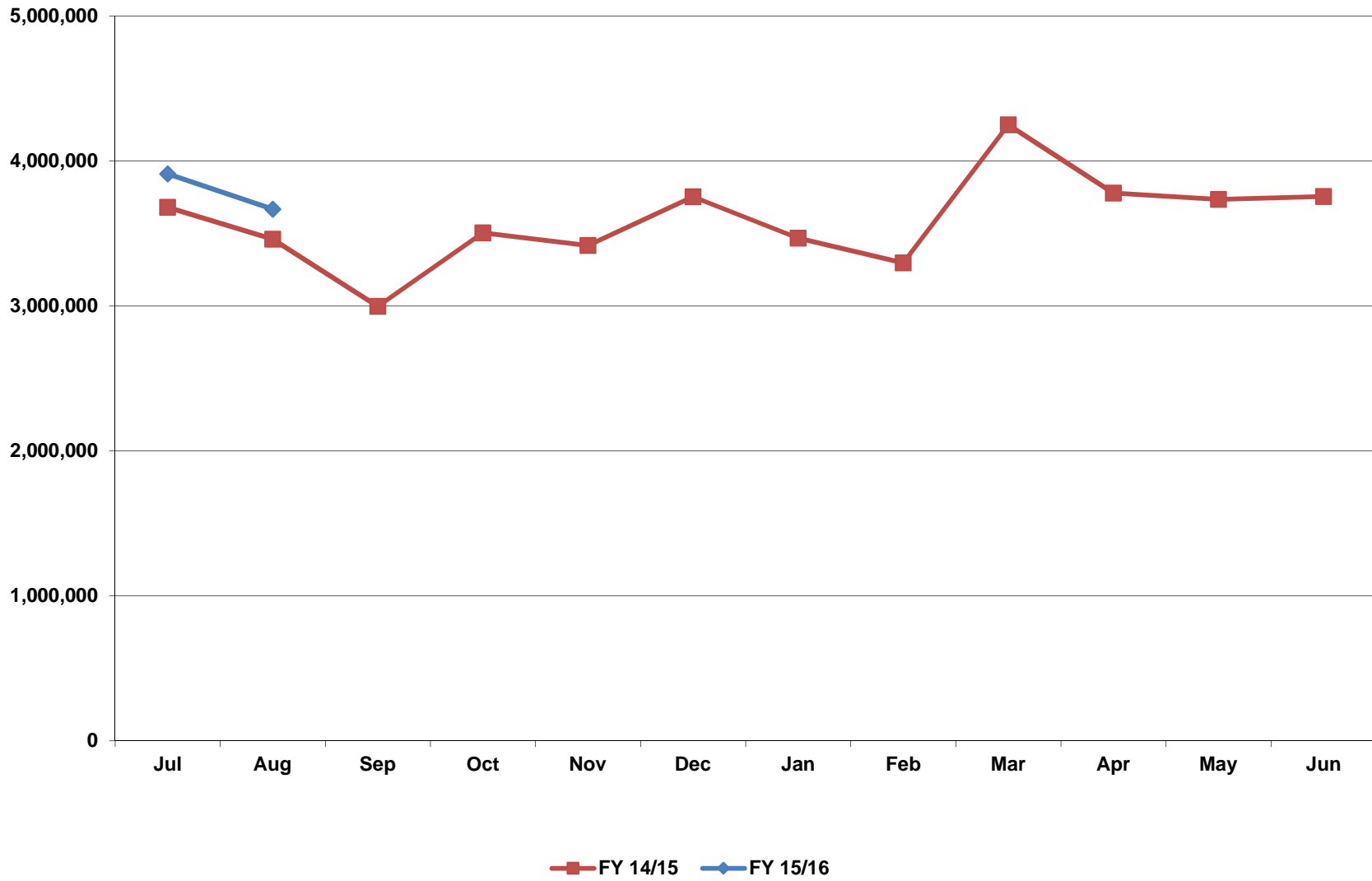
Phoenix Sky Harbor International Airport
Total Domestic Enplaned/Deplaned Passengers
08/01/185



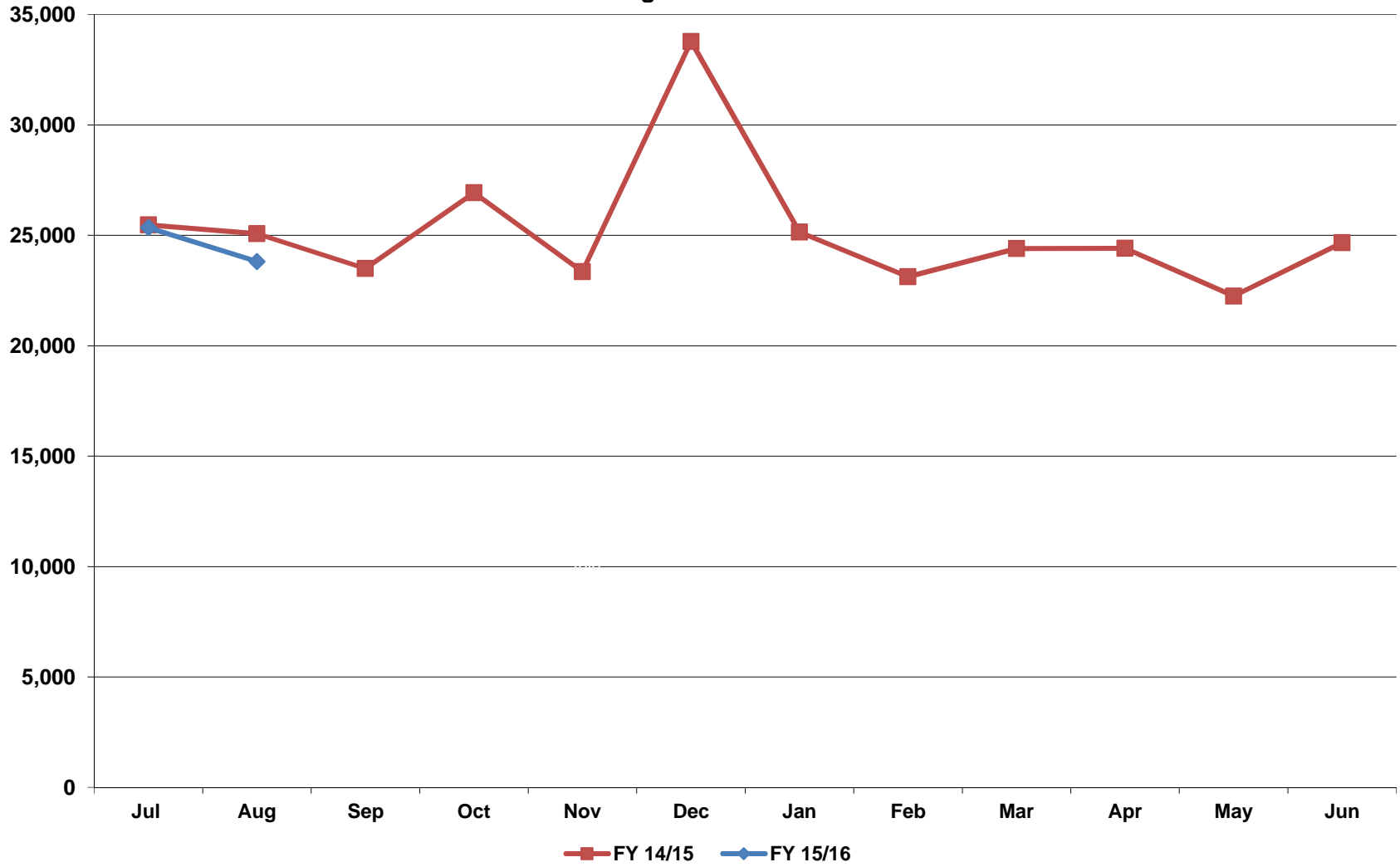
Phoenix Sky Harbor International Airport
Total International Enplaned/Deplaned Passengers
08/01/185



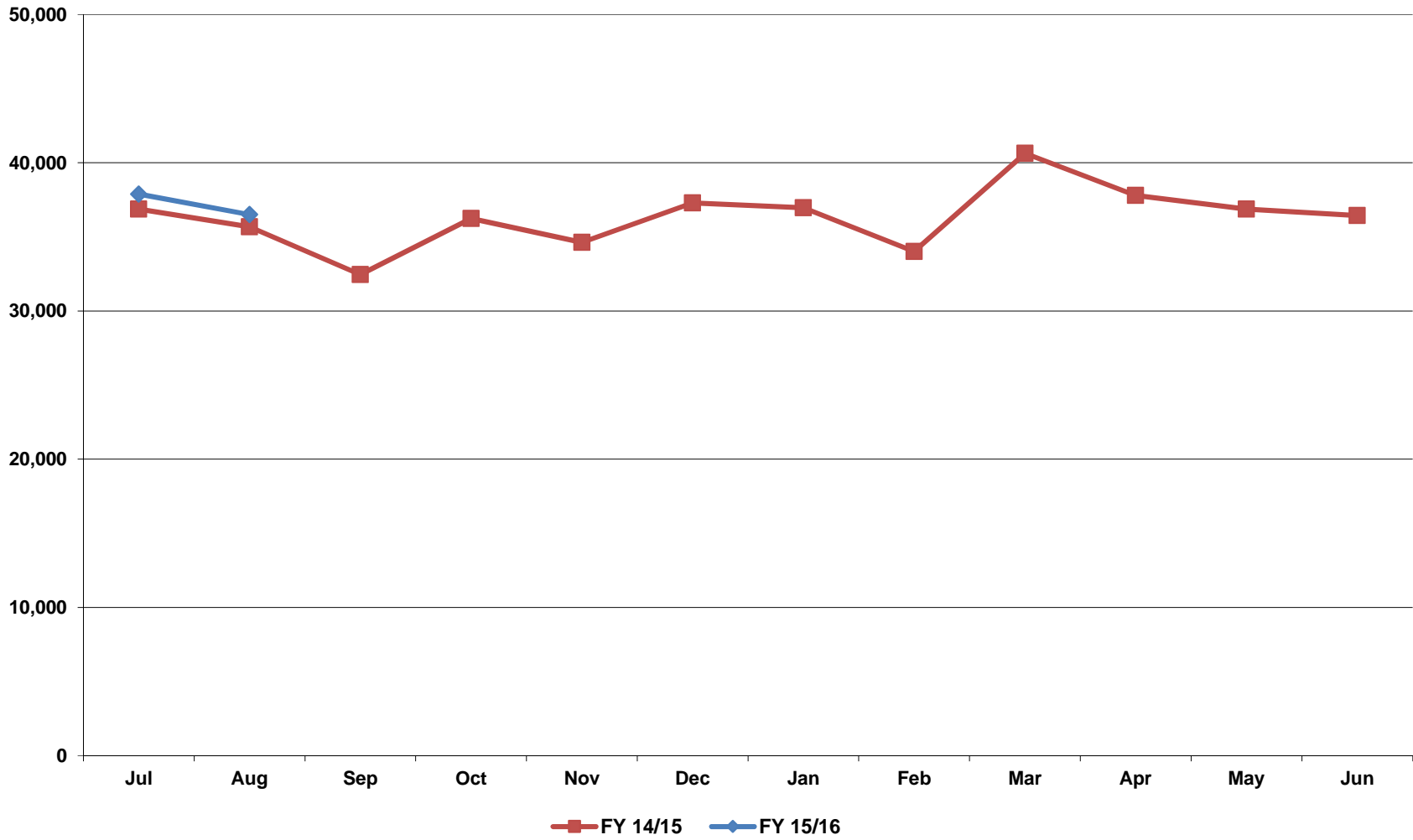
Phoenix Sky Harbor International Airport
Total Enplaned/Deplaned Passengers
08/01/185



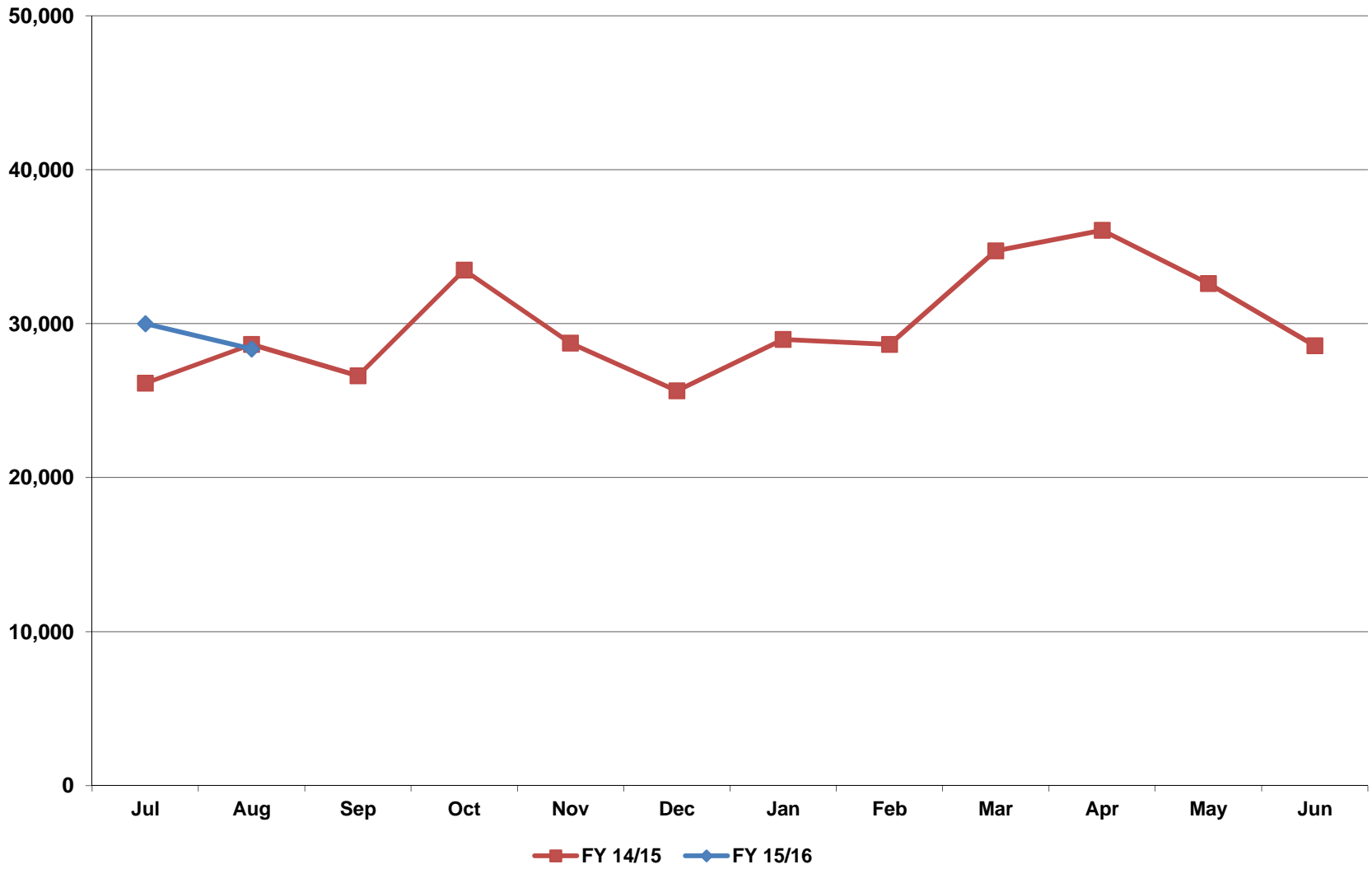
Phoenix Sky Harbor International Airport
Total Enplaned/Deplaned Cargo (Tons)
August 2015



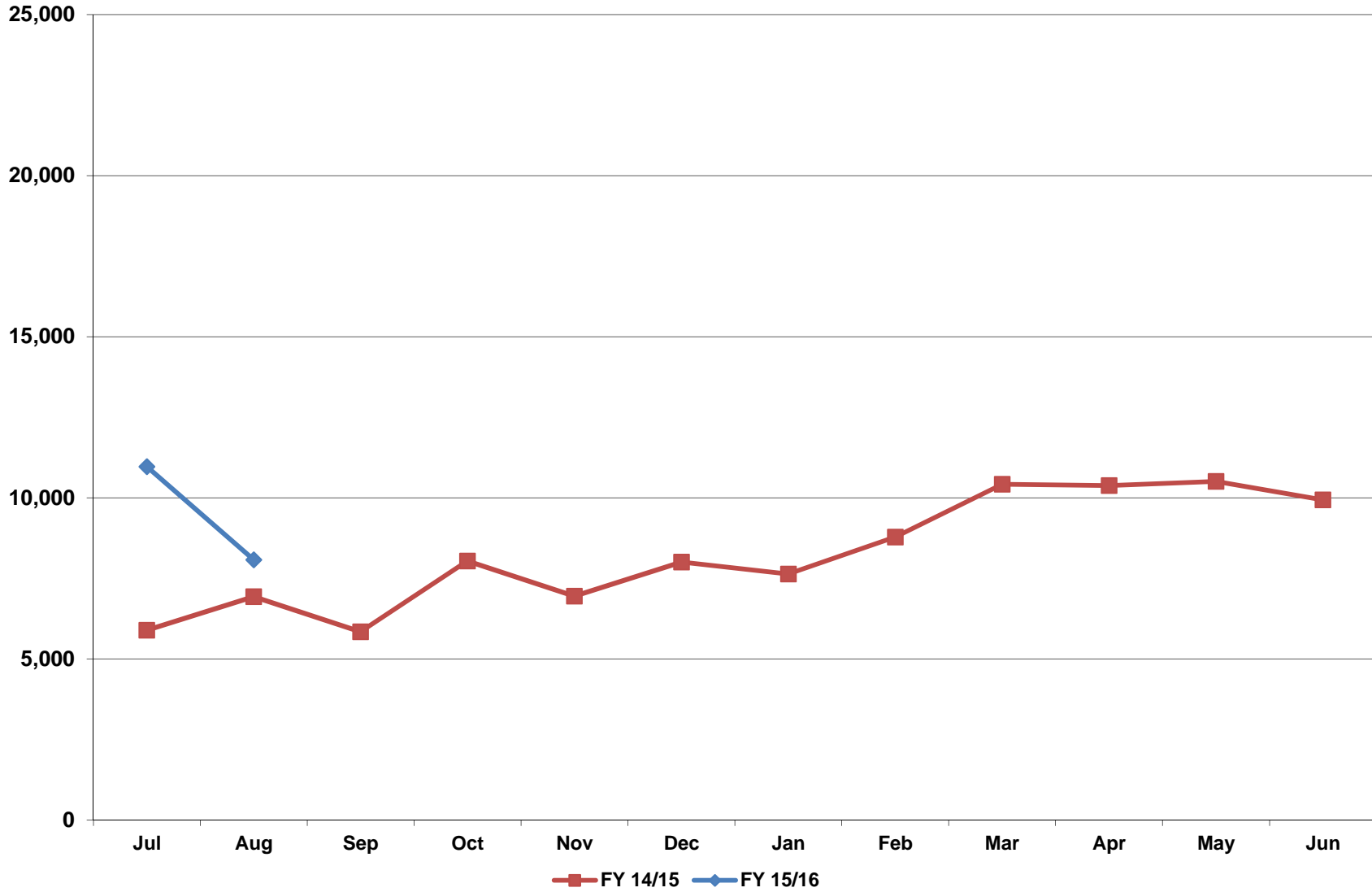
Phoenix Sky Harbor International Airport
Aircraft Operations
August 2015



Deer Valley Airport
Aircraft Operations
August 2015



Goodyear Airport
Aircraft Operations
August 2015



**City of Phoenix Aviation Department
Sky Harbor International Airport
Financial Management Division
Monthly Statistical Reports – September 2015
Table of Contents**

Reports:

- 1 Passengers, Cargo, and Aircraft Operations
- 2 Passenger Activity Report
- 3 Passenger and Activity Worksheet September 2015
- 4 Passenger and Activity Worksheet September 2014
- 5 Enplaned Passengers by Carrier for Fiscal Year 2015/16
- 6 Deplaned Passengers by Carrier for Fiscal Year 2015/16
- 7 Total Passengers by Carrier for Fiscal Year 2015/16
- 8 Enplaned Passengers by Carrier for Calendar Year 2015
- 9 Deplaned Passengers by Carrier for Calendar Year 2015
- 10 Total Passengers by Carrier for Calendar Year 2015
- 11 Airline Landing Weights – All Airlines for Fiscal Year 2015/16
- 12 Airline Landing Weights – Rates & Charges Airlines Only for Fiscal Year 2015/16

Graphs:

- 1 Domestic Enplaned / Deplaned Passengers Terminal 2
- 2 Domestic Enplaned / Deplaned Passengers Terminal 3
- 3 Domestic Enplaned / Deplaned Passengers Terminal 4
- 4 Total Domestic Enplaned / Deplaned Passengers
- 5 Total International Enplaned / Deplaned Passengers
- 6 Total Enplaned / Deplaned Passengers
- 7 Total Enplaned / Deplaned Cargo (in Tons)
- 8 Sky Harbor International Airport Aircraft Operations
- 9 Deer Valley Airport Aircraft Operations
- 10 Goodyear Airport Aircraft Operations

PASSENGERS, CARGO, AND AIRCRAFT OPERATIONS AT PHOENIX AIRPORTS: September 2015

September	2015	2014	%Chg	Fiscal YTD 2015/16	Fiscal YTD 2014/2015	%Chg	Calendar YTD 2015	Calendar YTD 2014	%Chg
PASSENGERS									
T2	107,499	93,748	14.7%	304,445	271,839	12.0%	1,071,212	975,432	9.8%
T3	128,135	124,880	2.6%	408,201	411,007	-0.7%	1,443,201	1,511,421	-4.5%
T4	1,324,032	1,214,556	9.0%	4,435,925	4,126,533	7.5%	13,175,659	12,389,013	6.3%
International	54,362	48,166	12.9%	218,371	209,179	4.4%	864,253	840,055	2.9%
Total Enplaned	1,614,028	1,481,350	9.0%	5,366,942	5,018,558	6.9%	16,554,325	15,715,921	5.3%
T2	111,506	99,939	11.6%	312,860	280,226	11.6%	1,058,031	989,116	7.0%
T3	132,625	130,336	1.8%	428,914	418,824	2.4%	1,464,042	1,507,261	-2.9%
T4	1,327,884	1,236,403	7.4%	4,486,733	4,202,655	6.8%	13,107,806	12,397,125	5.7%
International	55,087	50,182	9.8%	225,498	219,107	2.9%	858,282	848,378	1.2%
Total Deplaned	1,627,102	1,516,860	7.3%	5,454,005	5,120,812	6.5%	16,488,161	15,741,880	4.7%
Total	3,241,130	2,998,210	8.1%	10,820,947	10,139,370	6.7%	33,042,486	31,457,801	5.0%
CARGO									
Freight enplaned	11,420	10,898	4.8%	33,758	34,759	-2.9%	99,952	105,075	-4.9%
Freight deplaned	9,504	9,115	4.3%	27,548	28,200	-2.3%	84,145	89,054	-5.5%
Total Freight	20,924	20,013	4.6%	61,306	62,959	-2.6%	184,097	194,129	-5.2%
Mail enplaned	1,405	1,952	-28.0%	5,907	6,319	-6.5%	17,312	19,576	-11.6%
Mail deplaned	2,044	1,535	33.2%	6,327	4,769	32.7%	14,927	15,062	-0.9%
Total Mail	3,449	3,487	-1.1%	12,234	11,088	10.3%	32,239	34,638	-6.9%
Total (Tons)	24,373	23,500	3.7%	73,540	74,047	-0.7%	216,336	228,767	-5.4%
AIRCRAFT OPERATIONS									
Air Carrier/Air Taxi	31,189	30,624	1.8%	101,870	99,826	2.0%	311,226	304,968	2.1%
General Aviation	1,751	1,632	7.3%	5,179	4,663	11.1%	16,822	15,473	8.7%
Military	177	208	-14.9%	465	538	-13.6%	2,195	1,839	19.4%
Sky Harbor International	33,117	32,464	2.0%	107,514	105,027	2.4%	330,243	322,280	2.5%
Air Carrier/Air Taxi	392	414	-5.3%	1,229	1,189	3.4%	4,274	4,066	5.1%
General Aviation	27,934	26,195	6.6%	85,444	80,185	6.6%	271,809	247,512	9.8%
Military	3	6	-50.0%	23	30	-23.3%	209	71	194.4%
Deer Valley Airport	28,329	26,615	6.4%	86,696	81,404	6.5%	276,292	251,649	9.8%
Air Carrier/Air Taxi	375	376	-0.3%	1,276	1,083	17.8%	5,301	2,590	104.7%
General Aviation	7,432	5,018	48.1%	25,020	16,599	50.7%	75,989	54,960	38.3%
Military	344	446	-22.9%	898	982	-8.6%	3,566	2,974	19.9%
Goodyear Airport	8,151	5,840	39.6%	27,194	18,664	45.7%	84,856	60,524	40.2%
Total	69,597	64,919	7.2%	221,404	205,095	8.0%	691,391	634,453	9.0%

Passenger Activity Report * * * Sky Harbor International Airport * * * September 2015

Airline	Enplaned Passengers			Deplaned Passengers			Total Passengers		
	2015	2014	% Chg	2015	2014	% Chg	2015	2014	% Chg
TERMINAL 2									
Alaska Airlines	24,203	23,274	4.0%	26,093	25,681	1.6%	50,296	48,955	2.7%
Great Lakes Aviation	345	408	-15.4%	348	481	-27.7%	693	889	-22.0%
Spirit Airlines	6,602		N/A	7,102		N/A	13,704		N/A
United Airlines	76,349	70,066	9.0%	77,963	73,777	5.7%	154,312	143,843	7.3%
Total	107,499	93,748	14.7%	111,506	99,939	11.6%	219,005	193,687	13.1%
TERMINAL 3									
Delta Air Lines	95,790	86,299	11.0%	99,445	90,766	9.6%	195,235	177,065	10.3%
Frontier Airlines	17,790	18,176	-2.1%	18,294	18,838	-2.9%	36,084	37,014	-2.5%
Hawaiian Airlines	7,289	6,847	6.5%	7,111	6,858	3.7%	14,400	13,705	5.1%
jetBlue Airways	7,266	6,794	6.9%	7,775	7,066	10.0%	15,041	13,860	8.5%
Spirit Airlines		6,764	-100.0%		6,808	-100.0%		13,572	-100.0%
Total	128,135	124,880	2.6%	132,625	130,336	1.8%	260,760	255,216	2.2%
TERMINAL 4									
Aerovias de Mexico dba Aeromexico		24	-100.0%		41	-100.0%		65	-100.0%
Air Canada	4,325	3,587	20.6%	4,487	3,442	30.4%	8,812	7,029	25.4%
American Airlines	47,167	57,126	-17.4%	46,359	60,008	-22.7%	93,526	117,134	-20.2%
British Airways	9,510	9,197	3.4%	9,682	9,883	-2.0%	19,192	19,080	0.6%
Southwest Airlines	545,101	484,473	12.5%	544,070	491,227	10.8%	1,089,171	975,700	11.6%
US Airways	764,886	701,648	9.0%	770,683	714,947	7.8%	1,535,569	1,416,595	8.4%
Volaris	1,012	1,176	-13.9%	1,136	1,031	10.2%	2,148	2,207	-2.7%
WestJet	6,393	5,491	16.4%	6,554	6,006	9.1%	12,947	11,497	12.6%
Total	1,378,394	1,262,722	9.2%	1,382,971	1,286,585	7.5%	2,761,365	2,549,307	8.3%
GRAND TOTAL	1,614,028	1,481,350	9.0%	1,627,102	1,516,860	7.3%	3,241,130	2,998,210	8.1%

Spirit Airlines moved to T2 Apr 2015

Sky Harbor International Airport - Passenger and Activity Worksheet September 2015

Airline	Enplaned Passengers				Deplaned Passengers			Freight		Mail		Landed Weight	Landings
	Domestic	Connect	Internat'l	Total	Domestic	Internat'l	Total	Enplaned	Deplaned	Enplaned	Deplaned		
TERMINAL 2													
Alaska Airlines	24,203			24,203	26,093		26,093	5,224	53,216	4,097	257	25,367,500	176
Great Lakes Aviation	345			345	348		348	14	34			1,078,700	67
Spirit Airlines	6,602			6,602	7,102		7,102					7,595,957	53
United Airlines	76,349			76,349	77,963		77,963	82,487	111,221	330,989	351,958	79,129,592	649
Subtotal Terminal 2	107,499			107,499	111,506		111,506	87,725	164,471	335,086	352,215	113,171,749	945
TERMINAL 3													
Delta Air Lines	95,790			95,790	99,445		99,445	85,159	61,379	335,003	467,790	106,548,278	813
Frontier Airlines	17,790			17,790	18,294		18,294					19,495,120	143
Hawaiian Airlines	7,289			7,289	7,111		7,111	55,014	41,754			9,550,000	30
jetBlue Airways	7,266			7,266	7,775		7,775					8,520,000	60
Subtotal Terminal 3	128,135			128,135	132,625		132,625	140,173	103,133	335,003	467,790	144,113,398	1,046
TERMINAL 4													
Air Canada			4,325	4,325		4,487	4,487	8,818	170			5,334,600	39
American Airlines	47,167			47,167	46,359		46,359	41,024	26,843	31,247	129,139	46,322,000	308
British Airways			9,510	9,510		9,682	9,682	200,402	349,672			18,860,160	30
Southwest Airlines	382,291	162,810		545,101	544,070		544,070	1,276,528	1,296,167			583,954,000	4,570
US Airways	433,982	297,782	33,122	764,886	737,455	33,228	770,683	602,206	368,787	1,911,296	3,054,551	873,381,200	7,037
Volaris			1,012	1,012		1,136	1,136					1,746,060	12
WestJet			6,393	6,393		6,554	6,554					7,670,300	55
Subtotal Terminal 4	863,440	460,592	54,362	1,378,394	1,327,884	55,087	1,382,971	2,128,978	2,041,639	1,942,543	3,183,690	1,537,268,320	12,051
Total Passenger Airlines	1,099,074	460,592	54,362	1,614,028	1,572,015	55,087	1,627,102	2,356,876	2,309,243	2,612,632	4,003,695	1,794,553,467	14,042
AIR CARGO (SOUTH)													
Federal Express								11,951,464	8,287,126			63,391,700	178
United Parcel Service								6,359,812	6,108,568	196,857	83,649	36,466,800	123
Subtotal Air Cargo (South)								18,311,276	14,395,694	196,857	83,649	99,858,500	301
AIR CARGO (WEST)													
ABX Air								4,295	57,283			320,000	1
Ameriflight								559,501	587,361			5,147,868	353
DHL Express/Atlas Air								1,351,872	1,283,805			12,169,000	43
Empire Airlines								122,596	103,642			816,000	96
IFL Group								132,749	271,333			1,044,000	18
Subtotal Air Cargo (West)								2,171,013	2,303,424			19,496,868	511
Total Cargo Airlines								20,482,289	16,699,118	196,857	83,649	119,355,368	812
Grand Total	1,099,074	460,592	54,362	1,614,028	1,572,015	55,087	1,627,102	22,839,165	19,008,361	2,809,489	4,087,344	1,913,908,835	14,854
Total All Passengers:	3,241,130							Total Air Cargo in Tons: 11,420 + 9,504 + 1,405 + 2,044 = 24,372					

Sky Harbor International Airport - Passenger and Activity Worksheet September 2014

Airline	Enplaned Passengers				Deplaned Passengers			Freight		Mail		Landed Weight	Landings					
	Domestic	Connect	Internat'l	Total	Domestic	Internat'l	Total	Enplaned	Deplaned	Enplaned	Deplaned							
TERMINAL 2																		
Alaska Airlines	23,274			23,274	25,681		25,681	8,835	47,339			27,328,800	207					
Great Lakes Aviation	408			408	481		481	179	173			1,384,600	86					
United Airlines	70,066			70,066	73,777		73,777	65,173	64,164	296,757	381,423	78,198,536	687					
Subtotal Terminal 2	93,748			93,748	99,939		99,939	74,187	111,676	296,757	381,423	106,911,936	980					
TERMINAL 3																		
Delta Air Lines	86,299			86,299	90,766		90,766	80,488	55,473	263,015	348,686	95,135,400	703					
Frontier Airlines	18,176			18,176	18,838		18,838					19,706,740	144					
Hawaiian Airlines	6,847			6,847	6,858		6,858	78,829	33,413			9,575,000	30					
jetBlue Airways	6,794			6,794	7,066		7,066					8,094,000	57					
Spirit Airlines	6,764			6,764	6,808		6,808					8,475,579	60					
Subtotal Terminal 3	124,880			124,880	130,336		130,336	159,317	88,886	263,015	348,686	140,986,719	994					
TERMINAL 4																		
Aerovias de Mexico dba Aeromexico			24	24		41	41					42,549	1					
Air Canada			3,587	3,587		3,442	3,442	1,190	736			4,087,800	30					
American Airlines	57,126			57,126	60,008		60,008	10,865	22,315			63,213,000	467					
British Airways			9,197	9,197		9,883	9,883	243,052	391,098			18,860,160	30					
Southwest Airlines	347,052	137,421		484,473	491,227		491,227	1,323,819	1,277,083			570,416,000	4,510					
US Airways	371,658	301,299	28,691	701,648	685,168	29,779	714,947	1,252,152	694,525	3,159,746	2,216,572	837,219,600	6,875					
Volaris			1,176	1,176		1,031	1,031					1,707,475	12					
WestJet			5,491	5,491		6,006	6,006					6,007,800	42					
Subtotal Terminal 4	775,836	438,720	48,166	1,262,722	1,236,403	50,182	1,286,585	2,831,078	2,385,757	3,159,746	2,216,572	1,501,554,384	11,967					
Total Passenger Airlines	994,464	438,720	48,166	1,481,350	1,466,678	50,182	1,516,860	3,064,582	2,586,319	3,719,518	2,946,681	1,749,453,039	13,941					
AIR CARGO (SOUTH)																		
Federal Express								11,006,053	7,642,652			57,847,400	158					
United Parcel Service								5,461,344	5,563,748	183,907	124,129	33,926,640	111					
Subtotal Air Cargo (South)								16,467,397	13,206,400	183,907	124,129	91,774,040	269					
AIR CARGO (WEST)																		
ABX Air								1,675,560	1,807,480			11,522,000	42					
Aimet Systems								388,192	320,563			3,890,384	284					
Ameriflight								91,687	84,586			756,500	89					
Empire Airlines								109,133	225,142			928,000	16					
IFL Group																		
Subtotal Air Cargo (West)								2,264,572	2,437,771			17,096,884	431					
Total Cargo Airlines								18,731,969	15,644,171	183,907	124,129	108,870,924	700					
Grand Total	994,464	438,720	48,166	1,481,350	1,466,678	50,182	1,516,860	21,796,551	18,230,490	3,903,425	3,070,810	1,858,323,963	14,641					
Total All Passengers:	2,998,210							Total Air Cargo in Tons:		10,898	+	9,115	+	1,952	+	1,535	=	23,501

Sky Harbor International Airport - Enplaned Passengers by Carrier
Fiscal Year 2015/16

Airline	Jul	Aug	Sep	Oct	Nov	Dec	Jan	Feb	Mar	Apr	May	Jun	Total
TERMINAL 2													
Alaska Airlines	27,894	25,284	24,203										77,381
Great Lakes Aviation	397	347	345										1,089
Spirit Airlines	8,926	7,427	6,602										22,955
United Airlines	62,686	63,985	76,349										203,020
Total	99,903	97,043	107,499										304,445
TERMINAL 3													
Delta Air Lines	110,207	103,484	95,790										309,481
Frontier Airlines	18,940	18,036	17,790										54,766
Hawaiian Airlines	7,498	7,044	7,289										21,831
jetBlue Airways	7,440	7,417	7,266										22,123
Total	144,085	135,981	128,135										408,201
TERMINAL 4													
Air Canada	4,424	4,541	4,325										13,290
American Airlines	49,980	49,511	47,167										146,658
British Airways	8,699	9,487	9,510										27,696
Southwest Airlines	632,692	587,658	545,101										1,765,451
US Airways	991,254	921,518	764,886										2,677,658
Volaris	1,647	1,361	1,012										4,020
WestJet	6,572	6,558	6,393										19,523
Total	1,695,268	1,580,634	1,378,394										4,654,296
GRAND TOTAL	1,939,256	1,813,658	1,614,028										5,366,942

Sky Harbor International Airport - Deplaned Passengers by Carrier
Fiscal Year 2015/16

Airline	Jul	Aug	Sep	Oct	Nov	Dec	Jan	Feb	Mar	Apr	May	Jun	Total
TERMINAL 2													
Alaska Airlines	27,022	26,232	26,093										79,347
Great Lakes Aviation	353	354	348										1,055
Spirit Airlines	9,532	7,275	7,102										23,909
United Airlines	64,239	66,347	77,963										208,549
Total	101,146	100,208	111,506										312,860
TERMINAL 3													
Delta Air Lines	115,059	111,213	99,445										325,717
Frontier Airlines	20,696	18,226	18,294										57,216
Hawaiian Airlines	7,653	7,911	7,111										22,675
jetBlue Airways	7,844	7,687	7,775										23,306
Total	151,252	145,037	132,625										428,914
TERMINAL 4													
Air Canada	4,917	4,741	4,487										14,145
American Airlines	50,545	49,401	46,359										146,305
British Airways	10,048	9,578	9,682										29,308
Southwest Airlines	635,751	593,461	544,070										1,773,282
US Airways	1,009,940	943,642	770,683										2,724,265
Volaris	2,060	1,857	1,136										5,053
WestJet	6,654	6,665	6,554										19,873
Total	1,719,915	1,609,345	1,382,971										4,712,231
GRAND TOTAL	1,972,313	1,854,590	1,627,102										5,454,005

Sky Harbor International Airport - Total Passengers by Carrier
Fiscal Year 2015/16

Airline	Jul	Aug	Sep	Oct	Nov	Dec	Jan	Feb	Mar	Apr	May	Jun	Total
TERMINAL 2													
Alaska Airlines	54,916	51,516	50,296										156,728
Great Lakes Aviation	750	701	693										2,144
Spirit Airlines	18,458	14,702	13,704										46,864
United Airlines	126,925	130,332	154,312										411,569
Total	201,049	197,251	219,005										617,305
TERMINAL 3													
Delta Air Lines	225,266	214,697	195,235										635,198
Frontier Airlines	39,636	36,262	36,084										111,982
Hawaiian Airlines	15,151	14,955	14,400										44,506
jetBlue Airways	15,284	15,104	15,041										45,429
Total	295,337	281,018	260,760										837,115
TERMINAL 4													
Air Canada	9,341	9,282	8,812										27,435
American Airlines	100,525	98,912	93,526										292,963
British Airways	18,747	19,065	19,192										57,004
Southwest Airlines	1,268,443	1,181,119	1,089,171										3,538,733
US Airways	2,001,194	1,865,160	1,535,569										5,401,923
Volaris	3,707	3,218	2,148										9,073
WestJet	13,226	13,223	12,947										39,396
Total	3,415,183	3,189,979	2,761,365										9,366,527
GRAND TOTAL	3,911,569	3,668,248	3,241,130										10,820,947

Sky Harbor International Airport - Enplaned Passengers by Carrier
Calendar Year 2015

Airline	Jan	Feb	Mar	Apr	May	Jun	Jul	Aug	Sep	Oct	Nov	Dec	Total
TERMINAL 2													
Alaska Airlines	30,099	33,019	39,150	36,534	34,433	28,135	27,894	25,284	24,203				278,751
Great Lakes Aviation	162	150	212	188	318	256	397	347	345				2,375
MN Airlines dba Sun Country				4,939	2,620								7,559
Spirit Airlines				14,458	8,536	8,415	8,926	7,427	6,602				54,364
United Airlines	79,853	88,310	105,020	90,758	93,092	68,110	62,686	63,985	76,349				728,163
Total	110,114	121,479	144,382	146,877	138,999	104,916	99,903	97,043	107,499				1,071,212
TERMINAL 3													
Delta Air Lines	104,691	111,331	147,769	130,008	117,916	112,760	110,207	103,484	95,790				1,033,956
Frontier Airlines	27,477	26,771	28,514	26,882	20,728	20,184	18,940	18,036	17,790				205,322
Hawaiian Airlines	6,908	6,360	7,648	7,105	7,809	7,280	7,498	7,044	7,289				64,941
jetBlue Airways	6,676	7,285	8,388	8,052	8,317	7,779	7,440	7,417	7,266				68,620
MN Airlines dba Sun Country	5,223	5,757	5,460										16,440
Spirit Airlines	16,469	16,995	20,458										53,922
Total	167,444	174,499	218,237	172,047	154,770	148,003	144,085	135,981	128,135				1,443,201
TERMINAL 4													
Air Canada	11,993	13,514	19,715	15,950	4,080	4,084	4,424	4,541	4,325				82,626
American Airlines	66,818	63,925	79,055	67,163	62,208	49,827	49,980	49,511	47,167				535,654
British Airways	7,771	6,803	9,086	8,727	9,567	9,828	8,699	9,487	9,510				79,478
Southwest Airlines	521,308	516,527	662,692	616,094	614,801	618,298	632,692	587,658	545,101				5,315,171
US Airways	772,194	747,243	936,535	868,268	908,656	948,608	991,254	921,518	764,886				7,859,162
Volaris	1,372	1,085	1,133	1,384	1,760	1,811	1,647	1,361	1,012				12,565
WestJet	28,069	28,914	31,959	30,556	9,784	6,451	6,572	6,558	6,393				155,256
Total	1,409,525	1,378,011	1,740,175	1,608,142	1,610,856	1,638,907	1,695,268	1,580,634	1,378,394				14,039,912
GRAND TOTAL	1,687,083	1,673,989	2,102,794	1,927,066	1,904,625	1,891,826	1,939,256	1,813,658	1,614,028				16,554,325

Sky Harbor International Airport - Deplaned Passengers by Carrier
Calendar Year 2015

Airline	Jan	Feb	Mar	Apr	May	Jun	Jul	Aug	Sep	Oct	Nov	Dec	Total
TERMINAL 2													
Alaska Airlines	33,224	31,869	39,266	34,056	29,876	25,896	27,022	26,232	26,093				273,534
Great Lakes Aviation	176	175	242	225	285	288	353	354	348				2,446
MN Airlines dba Sun Country				3,977	2,273								6,250
Spirit Airlines				11,788	8,298	7,958	9,532	7,275	7,102				51,953
United Airlines	87,828	83,403	104,103	86,848	87,360	65,757	64,239	66,347	77,963				723,848
Total	121,228	115,447	143,611	136,894	128,092	99,899	101,146	100,208	111,506				1,058,031
TERMINAL 3													
Delta Air Lines	113,822	110,629	150,995	121,869	112,166	110,869	115,059	111,213	99,445				1,046,067
Frontier Airlines	29,257	26,849	29,338	24,977	20,760	20,135	20,696	18,226	18,294				208,532
Hawaiian Airlines	7,263	6,160	7,851	7,282	7,502	7,380	7,653	7,911	7,111				66,113
jetBlue Airways	7,625	6,877	8,189	7,774	7,587	7,311	7,844	7,687	7,775				68,669
MN Airlines dba Sun Country	6,448	5,867	5,496										17,811
Spirit Airlines	18,330	17,361	21,159										56,850
Total	182,745	173,743	223,028	161,902	148,015	145,695	151,252	145,037	132,625				1,464,042
TERMINAL 4													
Air Canada	12,863	14,393	18,778	13,544	3,849	4,128	4,917	4,741	4,487				81,700
American Airlines	71,753	61,791	80,827	65,310	60,096	48,540	50,545	49,401	46,359				534,622
British Airways	9,236	7,490	9,803	9,012	9,593	9,796	10,048	9,578	9,682				84,238
Southwest Airlines	543,104	499,985	668,817	584,644	592,856	603,450	635,751	593,461	544,070				5,266,138
US Airways	803,752	705,157	951,650	838,305	879,561	944,540	1,009,940	943,642	770,683				7,847,230
Volaris	1,857	1,135	1,476	1,560	1,629	1,722	2,060	1,857	1,136				14,432
WestJet	19,385	29,876	31,109	23,546	8,000	5,939	6,654	6,665	6,554				137,728
Total	1,461,950	1,319,827	1,762,460	1,535,921	1,555,584	1,618,115	1,719,915	1,609,345	1,382,971				13,966,088
GRAND TOTAL	1,765,923	1,609,017	2,129,099	1,834,717	1,831,691	1,863,709	1,972,313	1,854,590	1,627,102				16,488,161

Sky Harbor International Airport - Total Passengers by Carrier
Calendar Year 2015

Airline	Jan	Feb	Mar	Apr	May	Jun	Jul	Aug	Sep	Oct	Nov	Dec	Total
TERMINAL 2													
Alaska Airlines	63,323	64,888	78,416	70,590	64,309	54,031	54,916	51,516	50,296				552,285
Great Lakes Aviation	338	325	454	413	603	544	750	701	693				4,821
MN Airlines dba Sun Country				8,916	4,893								13,809
Spirit Airlines				26,246	16,834	16,373	18,458	14,702	13,704				106,317
United Airlines	167,681	171,713	209,123	177,606	180,452	133,867	126,925	130,332	154,312				1,452,011
Total	231,342	236,926	287,993	283,771	267,091	204,815	201,049	197,251	219,005				2,129,243
TERMINAL 3													
Delta Air Lines	218,513	221,960	298,764	251,877	230,082	223,629	225,266	214,697	195,235				2,080,023
Frontier Airlines	56,734	53,620	57,852	51,859	41,488	40,319	39,636	36,262	36,084				413,854
Hawaiian Airlines	14,171	12,520	15,499	14,387	15,311	14,660	15,151	14,955	14,400				131,054
jetBlue Airways	14,301	14,162	16,577	15,826	15,904	15,090	15,284	15,104	15,041				137,289
MN Airlines dba Sun Country	11,671	11,624	10,956										34,251
Spirit Airlines	34,799	34,356	41,617										110,772
Total	350,189	348,242	441,265	333,949	302,785	293,698	295,337	281,018	260,760				2,907,243
TERMINAL 4													
Air Canada	24,856	27,907	38,493	29,494	7,929	8,212	9,341	9,282	8,812				164,326
American Airlines	138,571	125,716	159,882	132,473	122,304	98,367	100,525	98,912	93,526				1,070,276
British Airways	17,007	14,293	18,889	17,739	19,160	19,624	18,747	19,065	19,192				163,716
Southwest Airlines	1,064,412	1,016,512	1,331,509	1,200,738	1,207,657	1,221,748	1,268,443	1,181,119	1,089,171				10,581,309
US Airways	1,575,946	1,452,400	1,888,185	1,706,573	1,788,217	1,893,148	2,001,194	1,865,160	1,535,569				15,706,392
Volaris	3,229	2,220	2,609	2,944	3,389	3,533	3,707	3,218	2,148				26,997
WestJet	47,454	58,790	63,068	54,102	17,784	12,390	13,226	13,223	12,947				292,984
Total	2,871,475	2,697,838	3,502,635	3,144,063	3,166,440	3,257,022	3,415,183	3,189,979	2,761,365				28,006,000
GRAND TOTAL	3,453,006	3,283,006	4,231,893	3,761,783	3,736,316	3,755,535	3,911,569	3,668,248	3,241,130				33,042,486

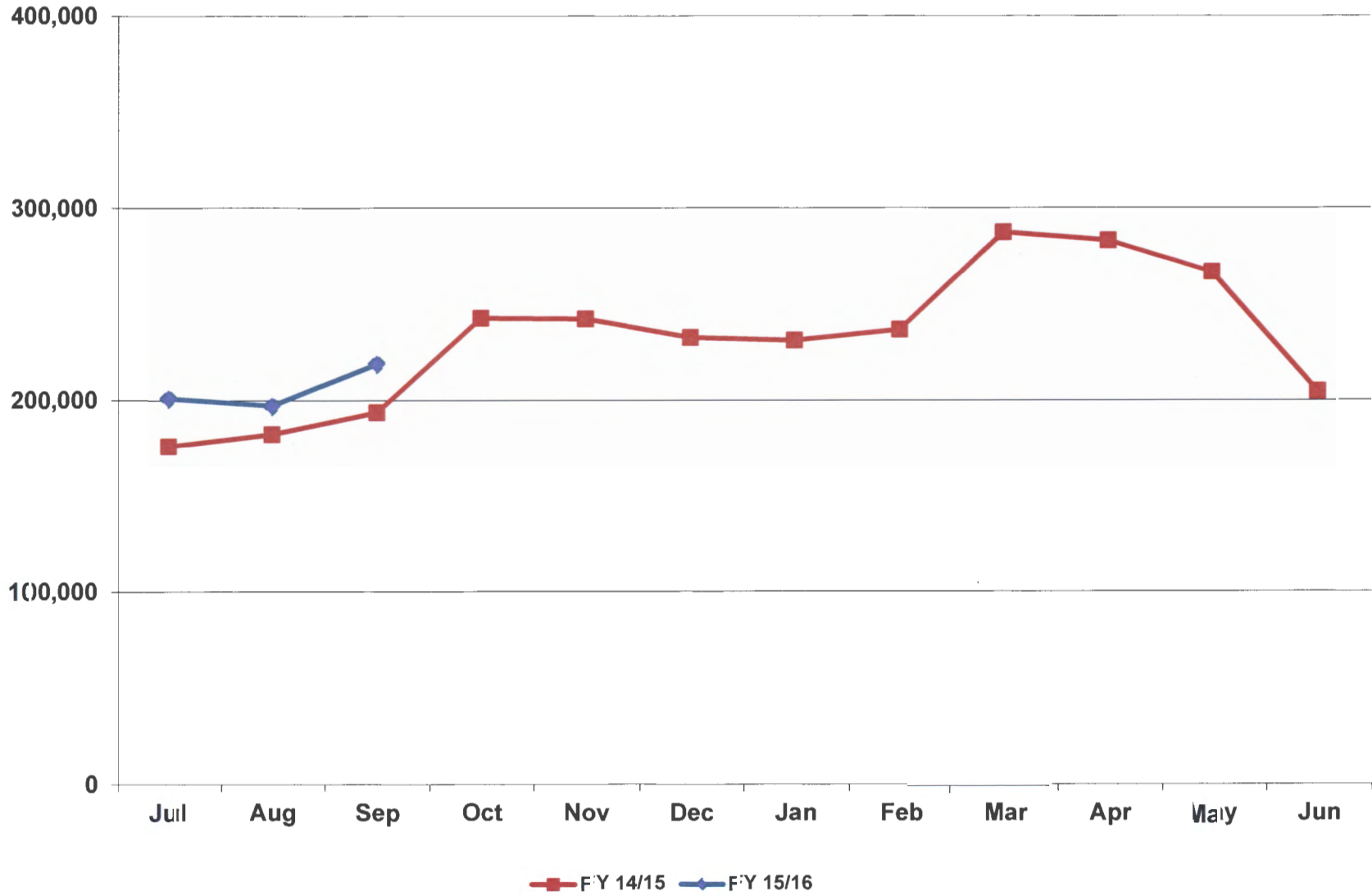
Sky Harbor International Airport
Landing Weights (in Thousands) Fiscal Year 2015/16 - All Airlines

Airline	Jul	Aug	Sep	Oct	Nov	Dec	Jan	Feb	Mar	Apr	May	Jun	Total
Air Canada	5,615	6,248	5,335										17,198
Alaska Airlines	26,197	25,645	25,368										77,210
American Airlines	47,631	49,694	46,322										143,647
British Airways	19,489	19,489	18,860										57,838
Delta Air Lines	121,437	121,191	106,548										349,176
Frontier Airlines	25,948	20,604	19,495										66,047
Great Lakes Aviation	1,159	1,143	1,079										3,381
Hawaiian Airlines	9,920	9,920	9,550										29,390
jetBlue Airways	8,804	8,662	8,520										25,986
Southwest Airlines	650,400	626,656	583,954										1,861,010
Spirit Airlines	8,952	8,960	7,596										25,508
United Airlines	64,217	69,812	79,130										213,159
US Airways	1,116,605	1,053,310	873,381										3,043,296
Volaris	1,892	1,892	1,746										5,530
WestJet	8,033	7,870	7,670										23,573
Passenger	2,116,299	2,031,096	1,794,554										5,941,949
ABX Air	640	320	320										1,280
Ameriflight	4,768	4,700	5,148										14,616
DHL Express/Atlas Air	13,018	11,886	12,169										37,073
Empire Airlines	842	816	816										2,474
Federal Express	63,339	59,320	63,392										186,051
IFL Group	1,160	986	1,044										3,190
United Parcel Service	38,829	33,459	36,467										108,755
Cargo	122,596	111,487	119,356										353,439
Grand Total	2,238,895	2,142,583	1,913,910										6,295,388

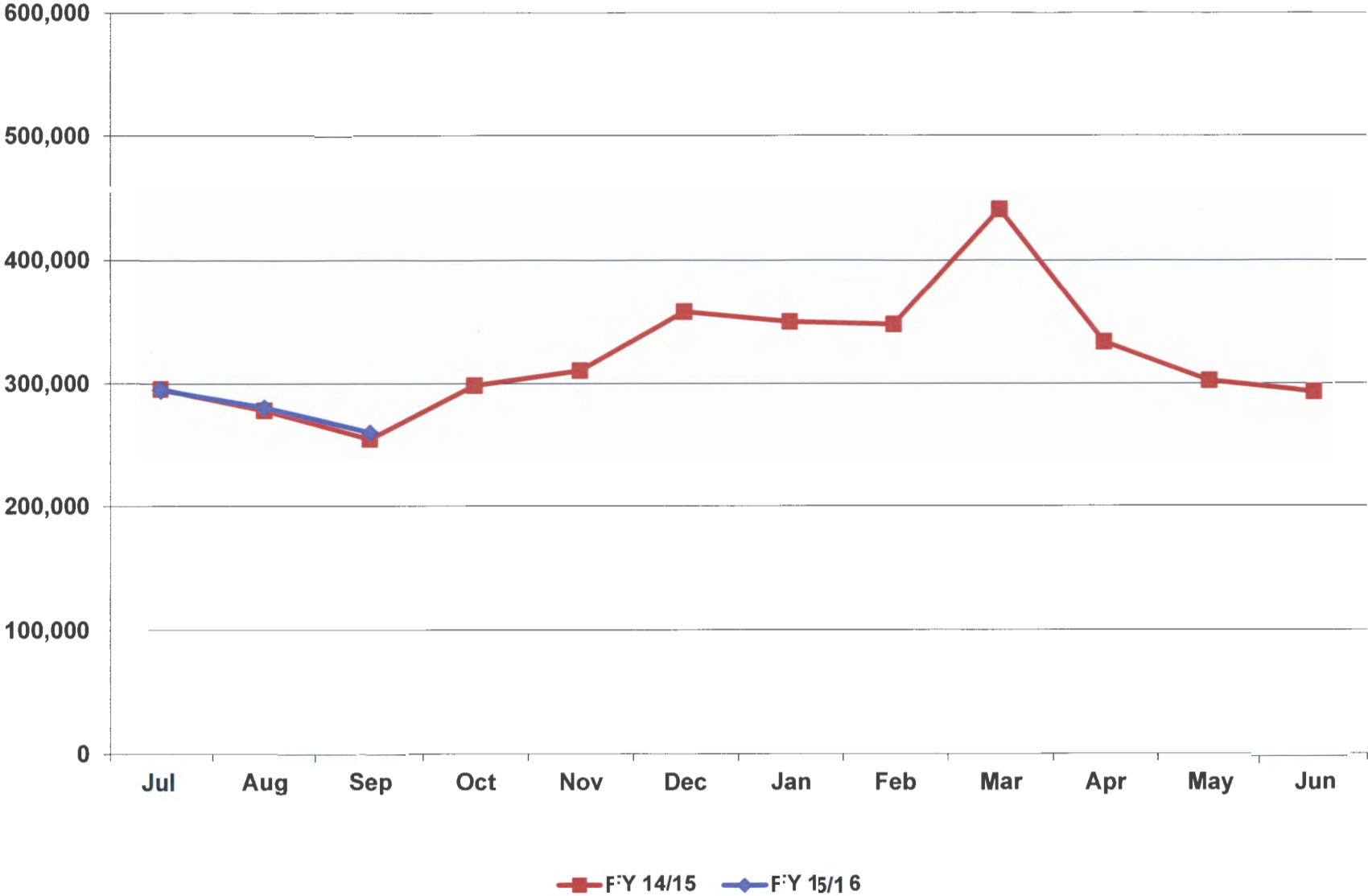
Sky Harbor International Airport
Landing Weights (in Thousands) Fiscal Year 2015/16 - Rates & Charges Airlines

Airline	Jul	Aug	Sep	Oct	Nov	Dec	Jan	Feb	Mar	Apr	May	Jun	Total
Air Canada	5,615	6,248	5,335										17,198
Alaska Airlines	26,197	25,645	25,368										77,210
American Airlines	47,631	49,694	46,322										143,647
British Airways	19,489	19,489	18,860										57,838
Delta Air Lines	121,437	121,191	106,548										349,176
Frontier Airlines	25,948	20,604	19,495										66,047
Great Lakes Aviation	1,159	1,143	1,079										3,381
Hawaiian Airlines	9,920	9,920	9,550										29,390
jetBlue Airways	8,804	8,662	8,520										25,986
Southwest Airlines	650,400	626,656	583,954										1,861,010
Spirit Airlines	8,952	8,960	7,596										25,508
United Airlines	64,217	69,812	79,130										213,159
US Airways	1,116,605	1,053,310	873,381										3,043,296
Volaris	1,892	1,892	1,746										5,530
WestJet	8,033	7,870	7,670										23,573
Passenger	2,116,299	2,031,096	1,794,554										5,941,949
ABX Air	640	320	320										1,280
DHL Express/Atlas Air	13,018	11,886	12,169										37,073
Federal Express	63,339	59,320	63,392										186,051
IFL Group	1,160	986	1,044										3,190
United Parcel Service	38,829	33,459	36,467										108,755
Cargo	116,986	105,971	113,392										336,349
Grand Total	2,233,285	2,137,067	1,907,946										6,278,298

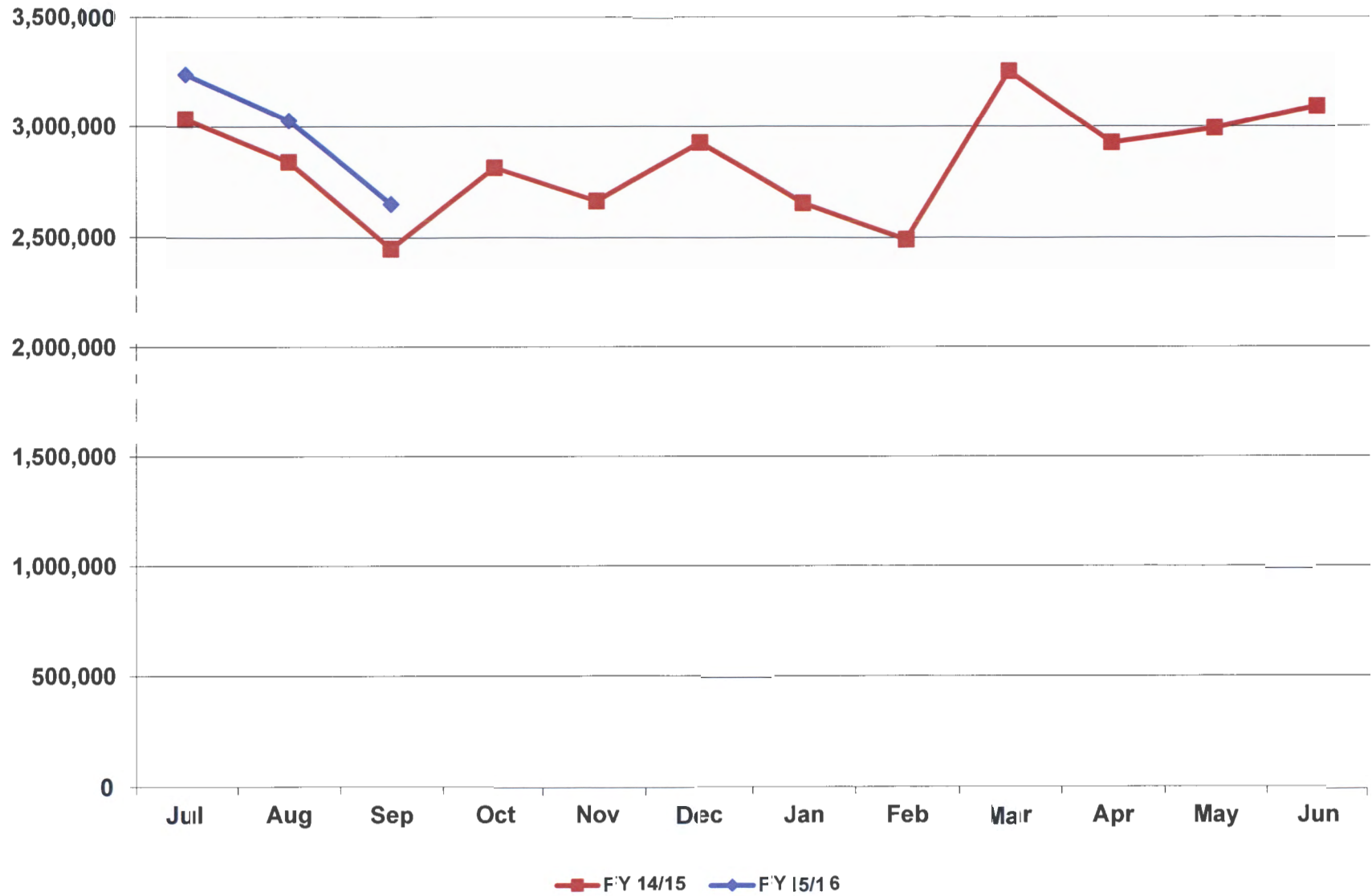
Phoenix Sky Harbor International Airport
Domestic Enplaned/Deplaned Passengers Terminal 2
September 2015



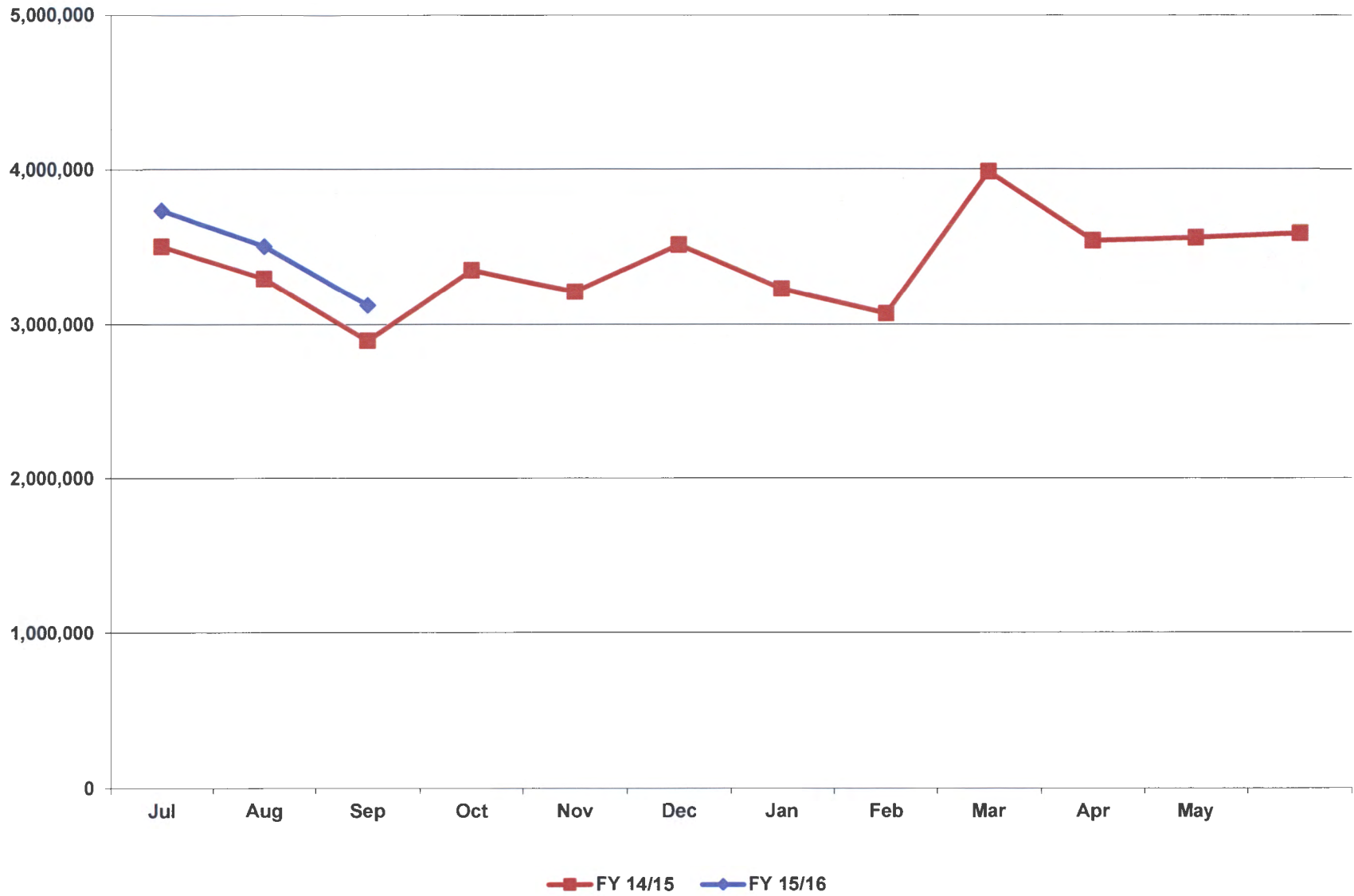
Phoenix Sky Harbor International Airport
Domestic Enplaned/Deplaned Passengers Terminal 3
September 2015



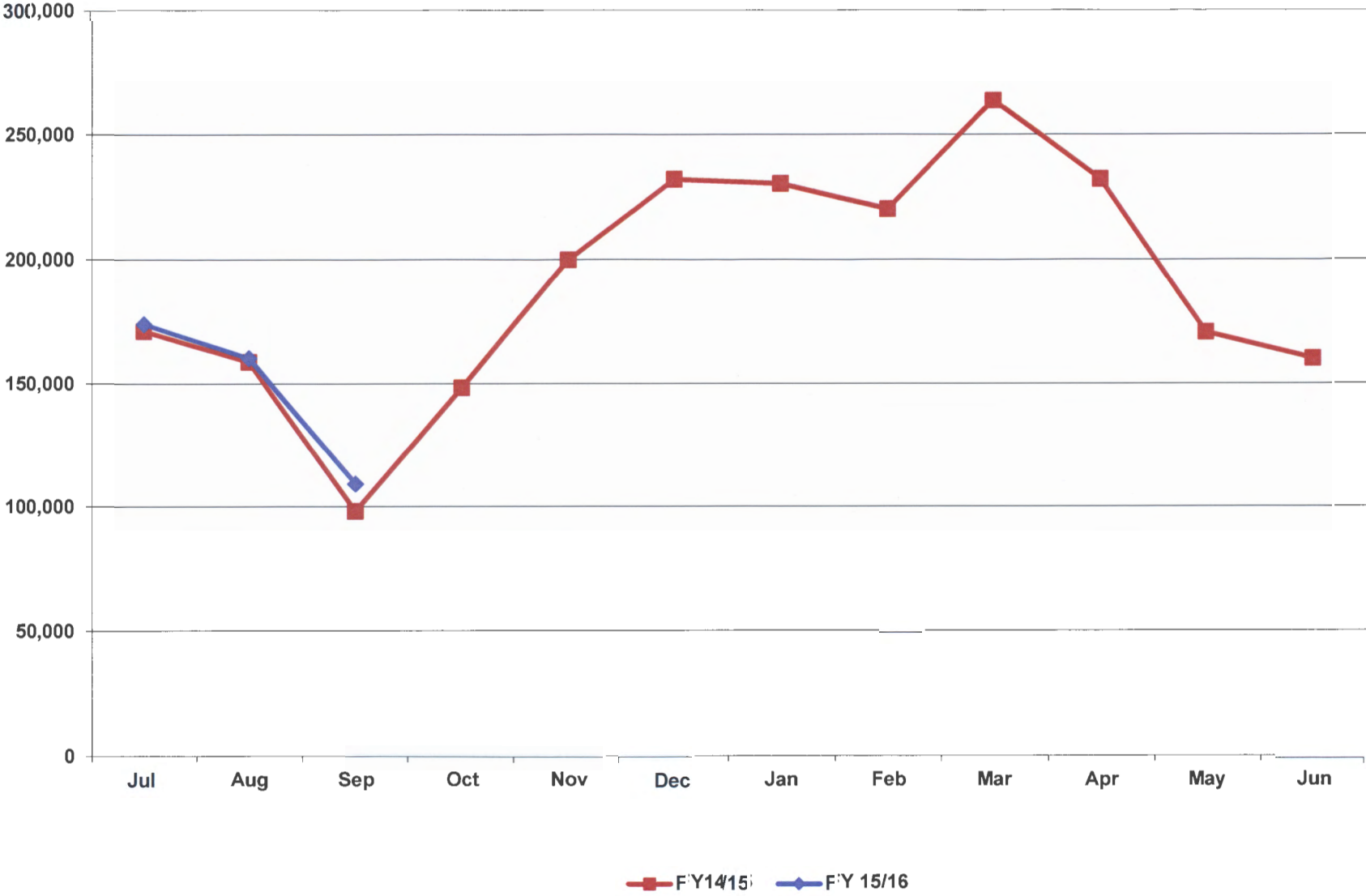
Phoenix Sky Harbor International Airport
Domestic Enplaned/Deplaned Passengers Terminal 4
September 2015



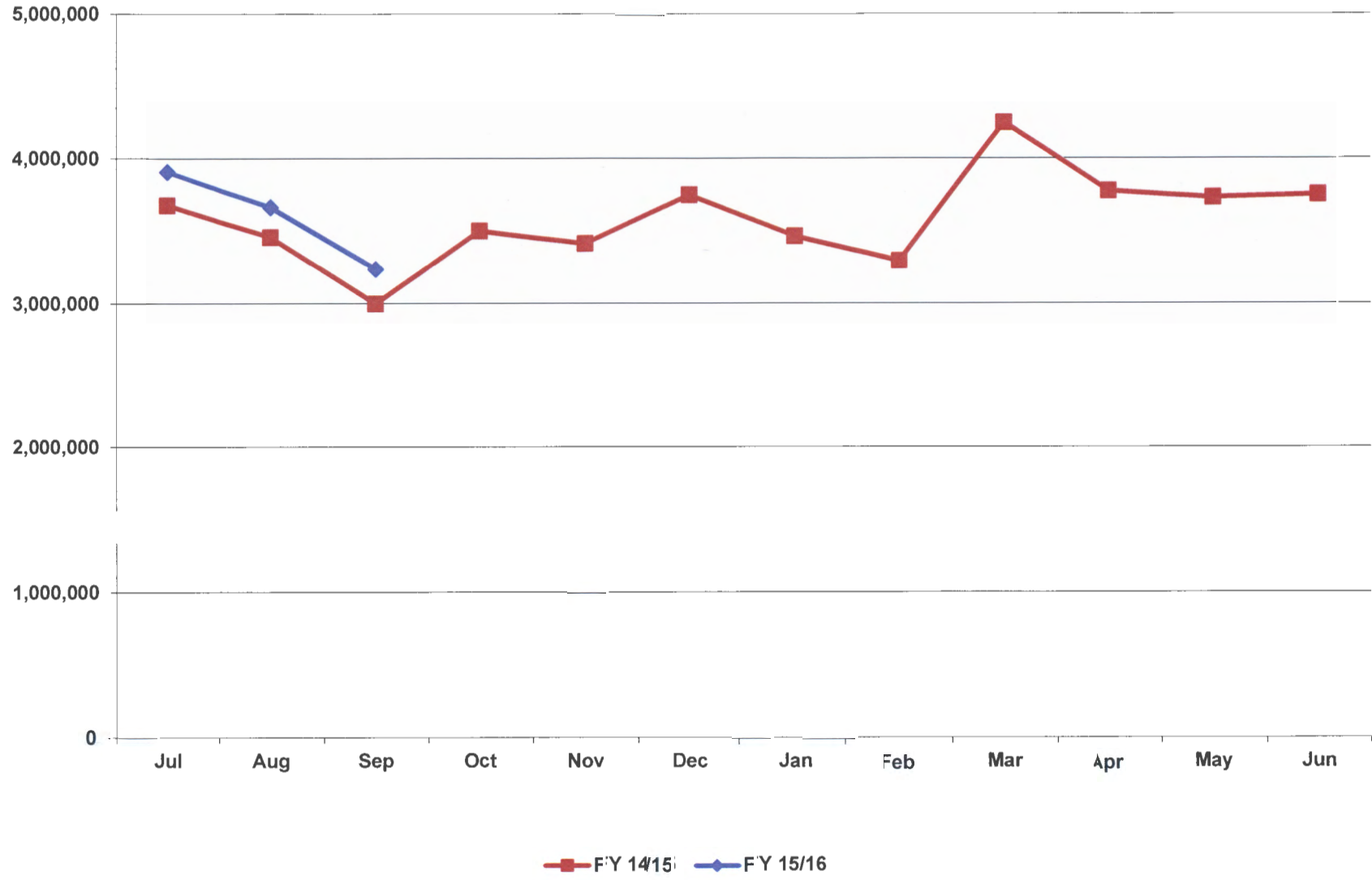
Phoenix Sky Harbor International Airport
Total Domestic Enplaned/Deplaned Passengers
September 2015



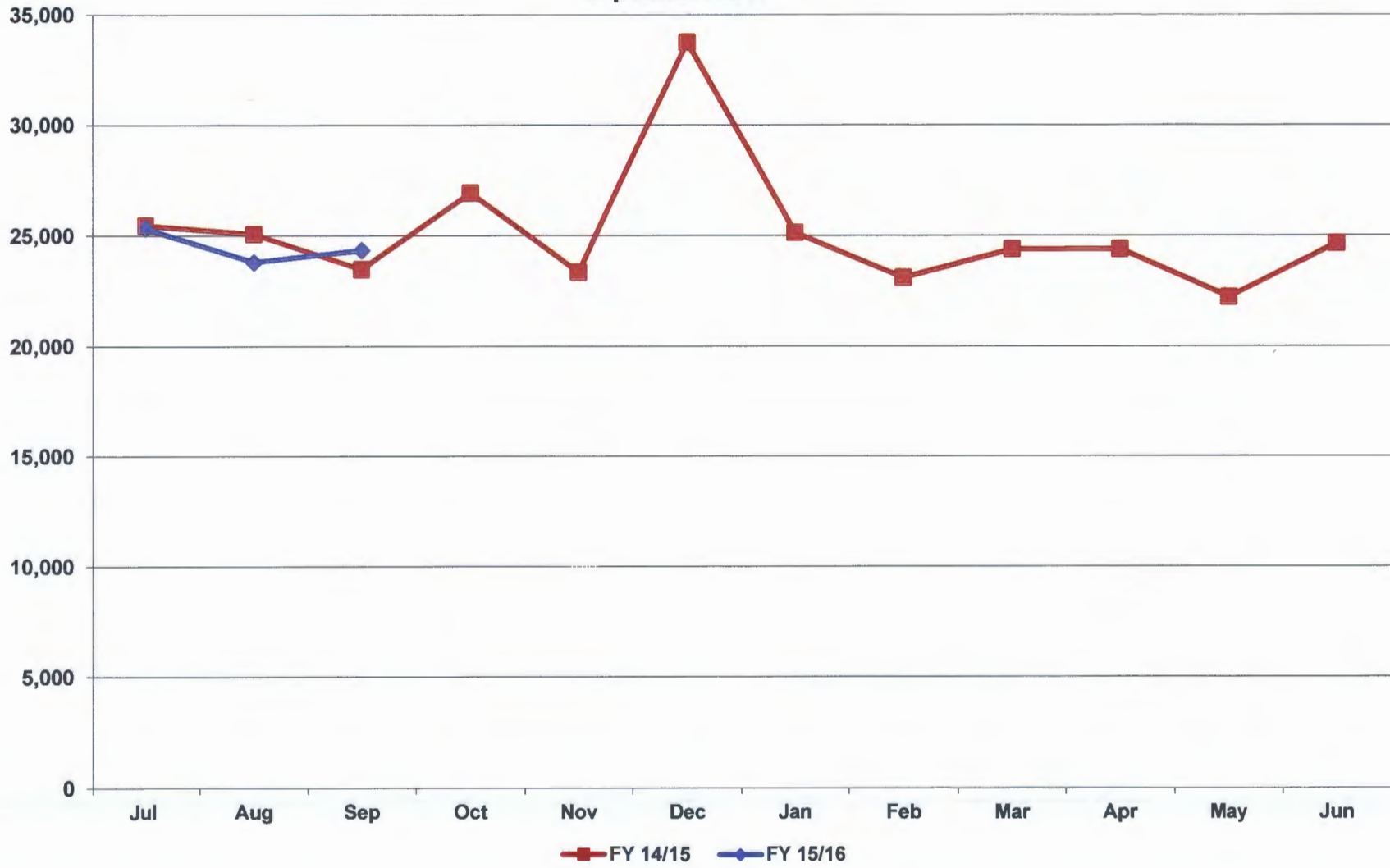
Phoenix Sky Harbor International Airport
Total International Enplaned/Deplaned Passengers
September 2015



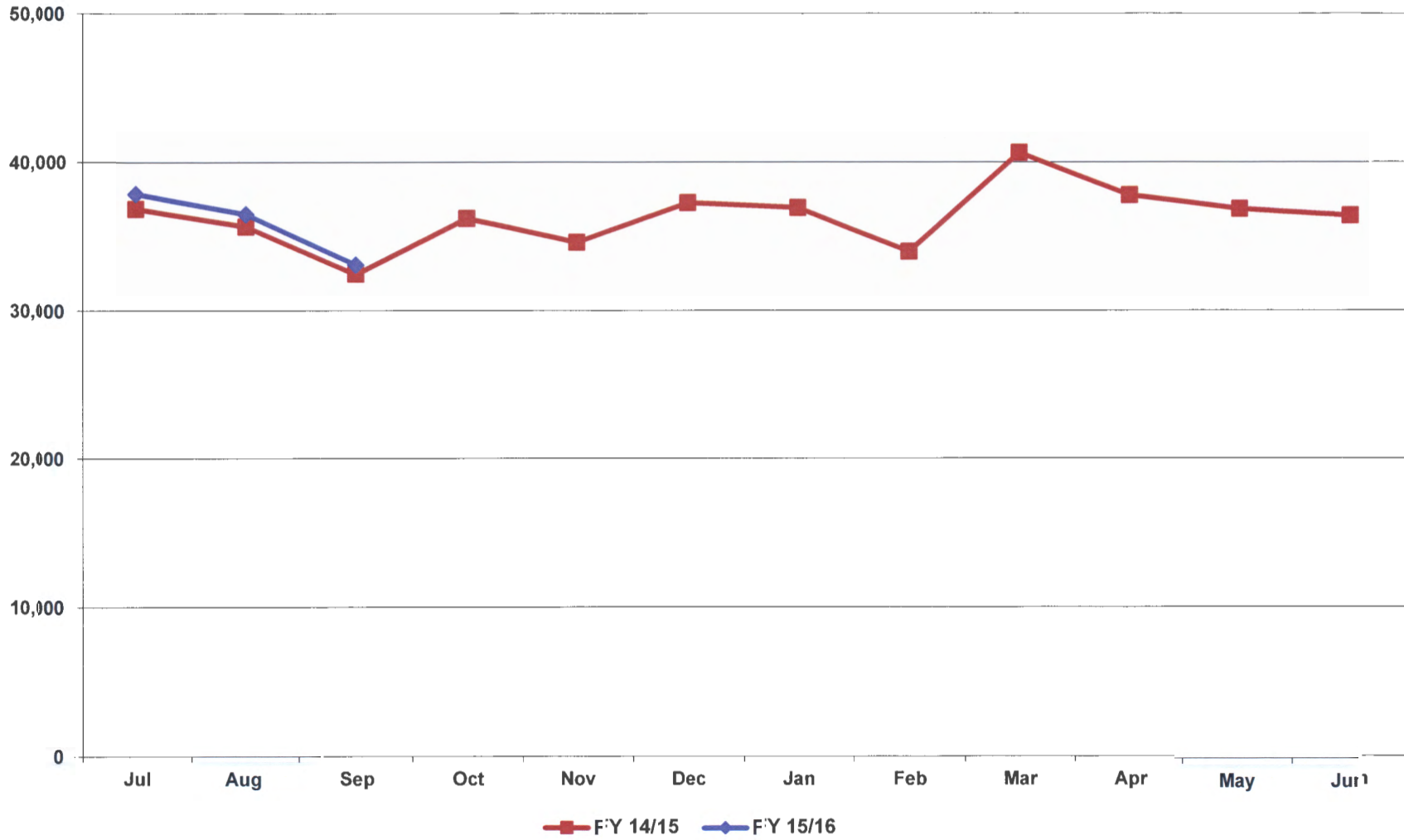
Phoenix Sky Harbor International Airport
Total Enplaned/Deplaned Passengers
September 2015



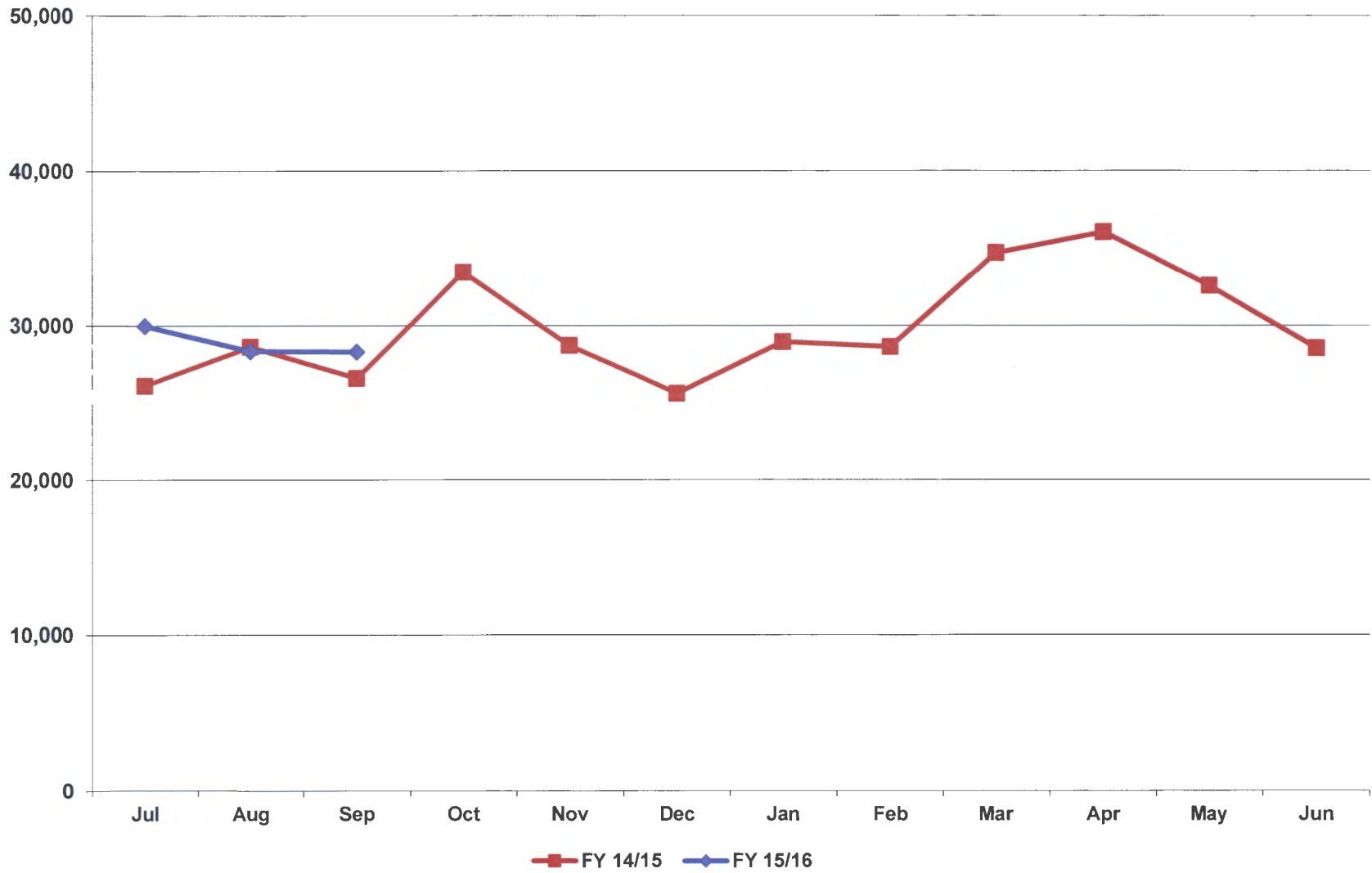
Phoenix Sky Harbor International Airport
Total Enplaned/Deplaned Cargo (Tons)
September 2015



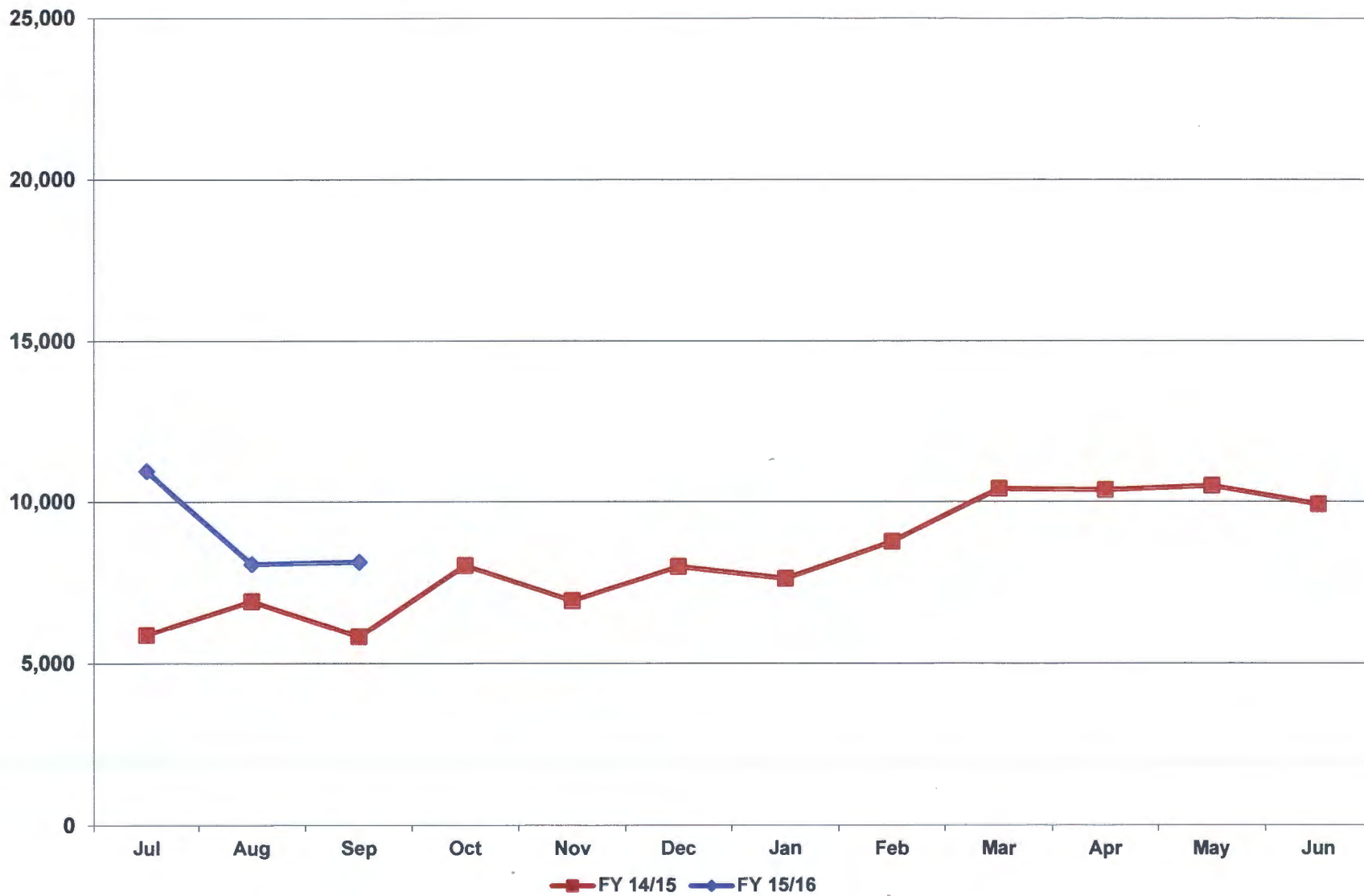
Phoenix Sky Harbor International Airport
Aircraft Operations
September 2015



Deer Valley Airport
Aircraft Operations
September 2015



Goodyear Airport
Aircraft Operations
September 2015



**City of Phoenix Aviation Department
Sky Harbor International Airport
Financial Management Division
Monthly Statistical Reports – October 2015
Table of Contents**

Reports:

- 1 Passengers, Cargo, and Aircraft Operations
- 2 Passenger Activity Report
- 3 Passenger and Activity Worksheet October 2015
- 4 Passenger and Activity Worksheet October 2014
- 5 Enplaned Passengers by Carrier for Fiscal Year 2015/16
- 6 Deplaned Passengers by Carrier for Fiscal Year 2015/16
- 7 Total Passengers by Carrier for Fiscal Year 2015/16
- 8 Enplaned Passengers by Carrier for Calendar Year 2015
- 9 Deplaned Passengers by Carrier for Calendar Year 2015
- 10 Total Passengers by Carrier for Calendar Year 2015
- 11 Airline Landing Weights – All Airlines for Fiscal Year 2015/16
- 12 Airline Landing Weights – Rates & Charges Airlines Only for Fiscal Year 2015/16

Graphs:

- 1 Domestic Enplaned / Deplaned Passengers Terminal 2
- 2 Domestic Enplaned / Deplaned Passengers Terminal 3
- 3 Domestic Enplaned / Deplaned Passengers Terminal 4
- 4 Total Domestic Enplaned / Deplaned Passengers
- 5 Total International Enplaned / Deplaned Passengers
- 6 Total Enplaned / Deplaned Passengers
- 7 Total Enplaned / Deplaned Cargo (in Tons)
- 8 Sky Harbor International Airport Aircraft Operations
- 9 Deer Valley Airport Aircraft Operations
- 10 Goodyear Airport Aircraft Operations

PASSENGERS, CARGO, AND AIRCRAFT OPERATIONS AT PHOENIX AIRPORTS: October 2015

October	2015	2014	%Chg	Fiscal YTD 2015/16	Fiscal YTD 2014/2015	%Chg	Calendar YTD 2015	Calendar YTD 2014	%Chg
PASSENGERS									
T2	137,109	118,488	15.7%	441,554	390,327	13.1%	1,208,321	1,093,920	10.5%
T3	146,309	146,064	0.2%	554,510	557,071	-0.5%	1,589,510	1,657,485	-4.1%
T4	1,466,177	1,394,046	5.2%	5,902,102	5,520,579	6.9%	14,641,836	13,783,059	6.2%
International	76,525	71,049	7.7%	294,896	280,228	5.2%	940,778	911,104	3.3%
Total Enplaned	1,826,120	1,729,647	5.6%	7,193,062	6,748,205	6.6%	18,380,445	17,445,568	5.4%
T2	143,260	124,359	15.2%	456,120	404,585	12.7%	1,201,291	1,113,475	7.9%
T3	152,330	152,633	-0.2%	581,244	571,457	1.7%	1,616,372	1,659,894	-2.6%
T4	1,504,830	1,421,036	5.9%	5,991,563	5,623,691	6.5%	14,612,636	13,818,161	5.7%
International	81,647	77,276	5.7%	307,145	296,383	3.6%	939,929	925,654	1.5%
Total Deplaned	1,882,067	1,775,304	6.0%	7,336,072	6,896,116	6.4%	18,370,228	17,517,184	4.9%
Total	3,708,187	3,504,951	5.8%	14,529,134	13,644,321	6.5%	36,750,673	34,962,752	5.1%
CARGO									
Freight enplaned	12,273	12,082	1.6%	46,031	46,841	-1.7%	112,225	117,157	-4.2%
Freight deplaned	10,909	10,582	3.1%	38,456	38,782	-0.8%	95,053	99,636	-4.6%
Total Freight	23,182	22,664	2.3%	84,487	85,623	-1.3%	207,278	216,793	-4.4%
Mail enplaned	1,308	2,505	-47.8%	7,215	8,824	-18.2%	18,620	22,081	-15.7%
Mail deplaned	2,336	1,761	32.7%	8,664	6,529	32.7%	17,264	16,823	2.6%
Total Mail	3,644	4,266	-14.6%	15,879	15,353	3.4%	35,884	38,904	-7.8%
Total (Tons)	26,826	26,930	-0.4%	100,366	100,976	-0.6%	243,162	255,697	-4.9%
AIRCRAFT OPERATIONS									
Air Carrier/Air Taxi	34,263	34,271	0.0%	136,133	134,097	1.5%	345,489	339,239	1.8%
General Aviation	1,806	1,745	3.5%	6,985	6,408	9.0%	18,628	17,218	8.2%
Military	220	234	-6.0%	685	772	-11.3%	2,415	2,073	16.5%
Sky Harbor International	36,289	36,250	0.1%	143,803	141,277	1.8%	366,532	358,530	2.2%
Air Carrier/Air Taxi	379	459	-17.4%	1,608	1,648	-2.4%	4,653	4,525	2.8%
General Aviation	32,136	33,014	-2.7%	117,580	113,199	3.9%	303,945	280,526	8.3%
Military	5	6	-16.7%	28	36	-22.2%	214	77	177.9%
Deer Valley Airport	32,520	33,479	-2.9%	119,216	114,883	3.8%	308,812	285,128	8.3%
Air Carrier/Air Taxi	407	483	-15.7%	1,683	1,566	7.5%	5,708	3,073	85.7%
General Aviation	7,692	7,196	6.9%	32,712	23,795	37.5%	83,681	62,156	34.6%
Military	365	357	2.2%	1,263	1,339	-5.7%	3,931	3,331	18.0%
Goodyear Airport	8,464	8,036	5.3%	35,658	26,700	33.6%	93,320	68,560	36.1%
Total	77,273	77,765	-0.6%	298,677	282,860	5.6%	768,664	712,218	7.9%

Passenger Activity Report * * * Sky Harbor International Airport * * * October 2015

Airline	Enplaned Passengers			Deplaned Passengers			Total Passengers		
	2015	2014	% Chg	2015	2014	% Chg	2015	2014	% Chg
TERMINAL 2									
Alaska Airlines	27,538	28,460	-3.2%	29,872	31,228	-4.3%	57,410	59,688	-3.8%
Great Lakes Aviation	381	412	-7.5%	386	439	-12.1%	767	851	-9.9%
MN Airlines dba Sun Country	4,000		N/A	4,730		N/A	8,730		N/A
Spirit Airlines	7,265		N/A	7,896		N/A	15,161		N/A
United Airlines	97,925	89,616	9.3%	100,376	92,692	8.3%	198,301	182,308	8.8%
Total	137,109	118,488	15.7%	143,260	124,359	15.2%	280,369	242,847	15.5%
TERMINAL 3									
Delta Air Lines	110,412	100,828	9.5%	114,991	105,047	9.5%	225,403	205,875	9.5%
Frontier Airlines	20,756	19,569	6.1%	21,528	20,609	4.5%	42,284	40,178	5.2%
Hawaiian Airlines	7,310	7,115	2.7%	7,430	7,648	-2.9%	14,740	14,763	-0.2%
jetBlue Airways	7,831	7,675	2.0%	8,381	8,136	3.0%	16,212	15,811	2.5%
MN Airlines dba Sun Country		2,677	-100.0%		2,848	-100.0%		5,525	-100.0%
Spirit Airlines		8,200	-100.0%		8,345	-100.0%		16,545	-100.0%
Total	146,309	146,064	0.2%	152,330	152,633	-0.2%	298,639	298,697	0.0%
TERMINAL 4									
Air Canada	5,174	5,117	1.1%	5,966	5,772	3.4%	11,140	10,889	2.3%
American Airlines	52,064	68,168	-23.6%	53,545	70,413	-24.0%	105,609	138,581	-23.8%
British Airways	9,484	8,943	6.0%	10,259	10,177	0.8%	19,743	19,120	3.3%
Southwest Airlines	582,469	524,070	11.1%	597,561	533,971	11.9%	1,180,030	1,058,041	11.5%
US Airways	879,913	847,730	3.8%	902,790	863,596	4.5%	1,782,703	1,711,326	4.2%
Volaris	1,083	1,422	-23.8%	1,371	1,536	-10.7%	2,454	2,958	-17.0%
WestJet	12,515	9,645	29.8%	14,985	12,847	16.6%	27,500	22,492	22.3%
Total	1,542,702	1,465,095	5.3%	1,586,477	1,498,312	5.9%	3,129,179	2,963,407	5.6%
GRAND TOTAL	1,826,120	1,729,647	5.6%	1,882,067	1,775,304	6.0%	3,708,187	3,504,951	5.8%

Spirit Airlines moved to T2 Apr 2015

Sky Harbor International Airport - Passenger and Activity Worksheet October 2015

Airline	Enplaned Passengers				Deplaned Passengers			Freight		Mail		Landed Weight	Landings				
	Domestic	Connect	Internat'l	Total	Domestic	Internat'l	Total	Enplaned	Deplaned	Enplaned	Deplaned						
TERMINAL 2																	
Alaska Airlines	27,538			27,538	29,872		29,872	10,105	49,311	4,324	463	27,176,900	182				
Great Lakes Aviation	381			381	386		386					1,545,600	96				
MN Airlines dba Sun Country	4,000			4,000	4,730		4,730	974	705	37,820	64,821	4,818,000	33				
Spirit Airlines	7,265			7,265	7,896		7,896					7,526,504	53				
United Airlines	97,925			97,925	100,376		100,376	62,779	93,346	404,387	532,423	98,458,300	768				
Subtotal Terminal 2	137,109			137,109	143,260		143,260	73,858	143,362	446,531	597,707	139,525,304	1,132				
TERMINAL 3																	
Delta Air Lines	110,412			110,412	114,991		114,991	97,236	62,105	401,099	497,577	117,731,879	883				
Frontier Airlines	20,756			20,756	21,528		21,528					20,401,180	149				
Hawaiian Airlines	7,310			7,310	7,430		7,430	67,128	30,521			10,485,000	33				
jetBlue Airways	7,831			7,831	8,381		8,381					8,804,000	62				
Subtotal Terminal 3	146,309			146,309	152,330		152,330	164,364	92,626	401,099	497,577	157,422,059	1,127				
TERMINAL 4																	
Air Canada			5,174	5,174		5,966	5,966	5,664	289			6,164,700	45				
American Airlines	52,064			52,064	53,545		53,545	50,731	41,910	40,898	108,156	51,133,000	334				
British Airways			9,484	9,484		10,259	10,259	257,985	387,869			19,488,832	31				
Southwest Airlines	432,244	150,225		582,469	597,561		597,561	1,215,896	1,291,848			610,698,000	4,775				
US Airways	552,704	278,940	48,269	879,913	853,724	49,066	902,790	476,518	1,551,168	3,377,625		997,996,000	7,998				
Volaris			1,083	1,083		1,371	1,371					1,746,060	12				
WestJet			12,515	12,515		14,985	14,985					15,116,900	109				
Subtotal Terminal 4	1,037,012	429,165	76,525	1,542,702	1,504,830	81,647	1,586,477	1,530,276	2,198,434	1,592,066	3,485,781	1,702,343,492	13,304				
Total Passenger Airlines	1,320,430	429,165	76,525	1,826,120	1,800,420	81,647	1,882,067	1,768,498	2,434,422	2,439,696	4,581,065	1,999,290,855	15,563				
AIR CARGO (SOUTH)																	
Federal Express								11,967,064	8,447,830			63,714,300	178				
United Parcel Service								6,327,385	6,526,597	175,640	91,672	38,932,620	131				
Subtotal Air Cargo (South)								18,294,449	14,974,427	175,640	91,672	102,646,920	309				
AIR CARGO (WEST)																	
Ameriflight								473,226	533,276			5,069,622	350				
DHL Express/Atlas Air								3,744,333	3,549,419			12,240,000	45				
Empire Airlines								127,149	110,589			884,000	104				
IFL Group								137,898	215,491			1,044,000	18				
Subtotal Air Cargo (West)								4,482,606	4,408,775			19,237,622	517				
Total Cargo Airlines								22,777,055	19,383,202	175,640	91,672	121,884,542	826				
Grand Total	1,320,430	429,165	76,525	1,826,120	1,800,420	81,647	1,882,067	24,545,553	21,817,624	2,615,336	4,672,737	2,121,175,397	16,389				
Total All Passengers:	3,708,187																
								Total Air Cargo in Tons:	12,273	+	10,909	+	1,308	+	2,336	=	26,826

Sky Harbor International Airport - Passenger and Activity Worksheet October 2014

Airline	Enplaned Passengers				Deplaned Passengers			Freight		Mail		Landed Weight	Landings
	Domestic	Connect	Internat'l	Total	Domestic	Internat'l	Total	Enplaned	Deplaned	Enplaned	Deplaned		
TERMINAL 2													
Alaska Airlines	28,460			28,460	31,228		31,228	5,514	36,783			31,062,300	222
Great Lakes Aviation	412			412	439		439	154	103			1,336,300	83
United Airlines	89,616			89,616	92,692		92,692	61,747	79,444	365,417	550,447	96,200,067	807
Subtotal Terminal 2	118,488			118,488	124,359		124,359	67,415	116,330	365,417	550,447	128,598,667	1,112
TERMINAL 3													
Delta Air Lines	100,828			100,828	105,047		105,047	106,344	371,322	237,607	49,350	110,826,600	769
Frontier Airlines	19,569			19,569	20,609		20,609					20,703,200	151
Hawaiian Airlines	7,115			7,115	7,648		7,648	66,318	37,197			10,165,000	32
jetBlue Airways	7,675			7,675	8,136		8,136					8,804,000	62
Spirit Airlines	8,200			8,200	8,345		8,345					8,766,587	62
Subtotal Terminal 3	146,064			146,064	152,633		152,633	172,662	408,519	261,519	95,978	162,926,987	1,102
TERMINAL 4													
Air Canada			5,117	5,117		5,772	5,772	2,412	2,002			6,259,600	46
American Airlines	68,168			68,168	70,413		70,413	18,828	984			70,695,500	518
British Airways			8,943	8,943		10,177	10,177	291,885	429,814			19,488,832	31
Southwest Airlines	398,960	125,110		524,070	533,971		533,971	1,412,388	1,398,776			591,890,000	4,675
US Airways	460,253	341,555	45,922	847,730	816,652	46,944	863,596	1,281,825	705,855	4,197,263	2,723,237	991,593,800	8,058
Volaris			1,422	1,422		1,536	1,536					1,883,848	13
WestJet			9,645	9,645		12,847	12,847					14,668,800	105
Subtotal Terminal 4	927,381	466,665	71,049	1,465,095	1,421,036	77,276	1,498,312	3,007,338	2,537,431	4,197,263	2,723,237	1,696,480,380	13,446
Total Passenger Airlines	1,191,933	466,665	71,049	1,729,647	1,698,028	77,276	1,775,304	3,247,415	3,062,280	4,824,199	3,369,662	1,988,006,034	15,660
AIR CARGO (SOUTH)													
Federal Express								12,023,194	8,493,185			67,090,300	182
United Parcel Service								6,346,460	6,866,025	185,585	151,352	37,793,200	123
Subtotal Air Cargo (South)								18,369,654	15,359,210	185,585	151,352	104,883,500	305
AIR CARGO (WEST)													
ABX Air								1,866,300	2,007,389			12,512,000	46
Ameriflight								459,473	349,027			4,434,342	323
Empire Airlines								117,915	101,668			833,000	98
IFL Group								102,906	283,763			1,102,000	19
Subtotal Air Cargo (West)								2,546,594	2,741,847			18,881,342	486
Total Cargo Airlines								20,916,248	18,101,057	185,585	151,352	123,764,842	791
Grand Total	1,191,933	466,665	71,049	1,729,647	1,698,028	77,276	1,775,304	24,163,663	21,163,337	5,009,784	3,521,014	2,111,770,876	16,451
Total All Passengers:	3,504,951												
Total Air Cargo in Tons:								12,082	+ 10,582	+ 2,505	+ 1,761	= 26,929	

Sky Harbor International Airport - Enplaned Passengers by Carrier
Fiscal Year 2015/16

Airline	Jul	Aug	Sep	Oct	Nov	Dec	Jan	Feb	Mar	Apr	May	Jun	Total
TERMINAL 2													
Alaska Airlines	27,894	25,284	24,203	27,538									104,919
Great Lakes Aviation	397	347	345	381									1,470
MN Airlines dba Sun Country				4,000									4,000
Spirit Airlines	8,926	7,427	6,602	7,265									30,220
United Airlines	62,686	63,985	76,349	97,925									300,945
Total	99,903	97,043	107,499	137,109									441,554
TERMINAL 3													
Delta Air Lines	110,207	103,484	95,790	110,412									419,893
Frontier Airlines	18,940	18,036	17,790	20,756									75,522
Hawaiian Airlines	7,498	7,044	7,289	7,310									29,141
jetBlue Airways	7,440	7,417	7,266	7,831									29,954
Total	144,085	135,981	128,135	146,309									554,510
TERMINAL 4													
Air Canada	4,424	4,541	4,325	5,174									18,464
American Airlines	49,980	49,511	47,167	52,064									198,722
British Airways	8,699	9,487	9,510	9,484									37,180
Southwest Airlines	632,692	587,658	545,101	582,469									2,347,920
US Airways	991,254	921,518	764,886	879,913									3,557,571
Volaris	1,647	1,361	1,012	1,083									5,103
WestJet	6,572	6,558	6,393	12,515									32,038
Total	1,695,268	1,580,634	1,378,394	1,542,702									6,196,998
GRAND TOTAL	1,939,256	1,813,658	1,614,028	1,826,120									7,193,062

Sky Harbor International Airport - Deplaned Passengers by Carrier
Fiscal Year 2015/16

Airline	Jul	Aug	Sep	Oct	Nov	Dec	Jan	Feb	Mar	Apr	May	Jun	Total
TERMINAL 2													
Alaska Airlines	27,022	26,232	26,093	29,872									109,219
Great Lakes Aviation	353	354	348	386									1,441
MN Airlines dba Sun Country				4,730									4,730
Spirit Airlines	9,532	7,275	7,102	7,896									31,805
United Airlines	64,239	66,347	77,963	100,376									308,925
Total	101,146	100,208	111,506	143,260									456,120
TERMINAL 3													
Delta Air Lines	115,059	111,213	99,445	114,991									440,708
Frontier Airlines	20,696	18,226	18,294	21,528									78,744
Hawaiian Airlines	7,653	7,911	7,111	7,430									30,105
jetBlue Airways	7,844	7,687	7,775	8,381									31,687
Total	151,252	145,037	132,625	152,330									581,244
TERMINAL 4													
Air Canada	4,917	4,741	4,487	5,966									20,111
American Airlines	50,545	49,401	46,359	53,545									199,850
British Airways	10,048	9,578	9,682	10,259									39,567
Southwest Airlines	635,751	593,461	544,070	597,561									2,370,843
US Airways	1,009,940	943,642	770,683	902,790									3,627,055
Volaris	2,060	1,857	1,136	1,371									6,424
WestJet	6,654	6,665	6,554	14,985									34,858
Total	1,719,915	1,609,345	1,382,971	1,586,477									6,298,708
GRAND TOTAL	1,972,313	1,854,590	1,627,102	1,882,067									7,336,072

Sky Harbor International Airport - Total Passengers by Carrier
Fiscal Year 2015/16

Airline	Jul	Aug	Sep	Oct	Nov	Dec	Jan	Feb	Mar	Apr	May	Jun	Total
TERMINAL 2													
Alaska Airlines	54,916	51,516	50,296	57,410									214,138
Great Lakes Aviation	750	701	693	767									2,911
MN Airlines dba Sun Country				8,730									8,730
Spirit Airlines	18,458	14,702	13,704	15,161									62,025
United Airlines	126,925	130,332	154,312	198,301									609,870
Total	201,049	197,251	219,005	280,369									897,674
TERMINAL 3													
Delta Air Lines	225,266	214,697	195,235	225,403									860,601
Frontier Airlines	39,636	36,262	36,084	42,284									154,266
Hawaiian Airlines	15,151	14,955	14,400	14,740									59,246
jetBlue Airways	15,284	15,104	15,041	16,212									61,641
Total	295,337	281,018	260,760	298,639									1,135,754
TERMINAL 4													
Air Canada	9,341	9,282	8,812	11,140									38,575
American Airlines	100,525	98,912	93,526	105,609									398,572
British Airways	18,747	19,065	19,192	19,743									76,747
Southwest Airlines	1,268,443	1,181,119	1,089,171	1,180,030									4,718,763
US Airways	2,001,194	1,865,160	1,535,569	1,782,703									7,184,626
Volaris	3,707	3,218	2,148	2,454									11,527
WestJet	13,226	13,223	12,947	27,500									66,896
Total	3,415,183	3,189,979	2,761,365	3,129,179									12,495,706
GRAND TOTAL	3,911,569	3,668,248	3,241,130	3,708,187									14,529,134

Sky Harbor International Airport - Enplaned Passengers by Carrier
Calendar Year 2015

Airline	Jan	Feb	Mar	Apr	May	Jun	Jul	Aug	Sep	Oct	Nov	Dec	Total
TERMINAL 2													
Alaska Airlines	30,099	33,019	39,150	36,534	34,433	28,135	27,894	25,284	24,203	27,538			306,289
Great Lakes Aviation	162	150	212	188	318	256	397	347	345	381			2,756
MN Airlines dba Sun Country				4,939	2,620					4,000			11,559
Spirit Airlines				14,458	8,536	8,415	8,926	7,427	6,602	7,265			61,629
United Airlines	79,853	88,310	105,020	90,758	93,092	68,110	62,686	63,985	76,349	97,925			826,088
Total	110,114	121,479	144,382	146,877	138,999	104,916	99,903	97,043	107,499	137,109			1,208,321
TERMINAL 3													
Delta Air Lines	104,691	111,331	147,769	130,008	117,916	112,760	110,207	103,484	95,790	110,412			1,144,368
Frontier Airlines	27,477	26,771	28,514	26,882	20,728	20,184	18,940	18,036	17,790	20,756			226,078
Hawaiian Airlines	6,908	6,360	7,648	7,105	7,809	7,280	7,498	7,044	7,289	7,310			72,251
jetBlue Airways	6,676	7,285	8,388	8,052	8,317	7,779	7,440	7,417	7,266	7,831			76,451
MN Airlines dba Sun Country	5,223	5,757	5,460										16,440
Spirit Airlines	16,469	16,995	20,458										53,922
Total	167,444	174,499	218,237	172,047	154,770	148,003	144,085	135,981	128,135	146,309			1,589,510
TERMINAL 4													
Air Canada	11,993	13,514	19,715	15,950	4,080	4,084	4,424	4,541	4,325	5,174			87,800
American Airlines	66,818	63,925	79,055	67,163	62,208	49,827	49,980	49,511	47,167	52,064			587,718
British Airways	7,771	6,803	9,086	8,727	9,567	9,828	8,699	9,487	9,510	9,484			88,962
Southwest Airlines	521,308	516,527	662,692	616,094	614,801	618,298	632,692	587,658	545,101	582,469			5,897,640
US Airways	772,194	747,243	936,535	868,268	908,656	948,608	991,254	921,518	764,886	879,913			8,739,075
Volaris	1,372	1,085	1,133	1,384	1,760	1,811	1,647	1,361	1,012	1,083			13,648
WestJet	28,069	28,914	31,959	30,556	9,784	6,451	6,572	6,558	6,393	12,515			167,771
Total	1,409,525	1,378,011	1,740,175	1,608,142	1,610,856	1,638,907	1,695,268	1,580,634	1,378,394	1,542,702			15,582,614
GRAND TOTAL	1,687,083	1,673,989	2,102,794	1,927,066	1,904,625	1,891,826	1,939,256	1,813,658	1,614,028	1,826,120			18,380,445

Sky Harbor International Airport - Deplaned Passengers by Carrier
Calendar Year 2015

Airline	Jan	Feb	Mar	Apr	May	Jun	Jul	Aug	Sep	Oct	Nov	Dec	Total
TERMINAL 2													
Alaska Airlines	33,224	31,869	39,266	34,056	29,876	25,896	27,022	26,232	26,093	29,872			303,406
Great Lakes Aviation	176	175	242	225	285	288	353	354	348	386			2,832
MN Airlines dba Sun Country				3,977	2,273					4,730			10,980
Spirit Airlines				11,788	8,298	7,958	9,532	7,275	7,102	7,896			59,849
United Airlines	87,828	83,403	104,103	86,848	87,360	65,757	64,239	66,347	77,963	100,376			824,224
Total	121,228	115,447	143,611	136,894	128,092	99,899	101,146	100,208	111,506	143,260			1,201,291
TERMINAL 3													
Delta Air Lines	113,822	110,629	150,995	121,869	112,166	110,869	115,059	111,213	99,445	114,991			1,161,058
Frontier Airlines	29,257	26,849	29,338	24,977	20,760	20,135	20,696	18,226	18,294	21,528			230,060
Hawaiian Airlines	7,263	6,160	7,851	7,282	7,502	7,380	7,653	7,911	7,111	7,430			73,543
jetBlue Airways	7,625	6,877	8,189	7,774	7,587	7,311	7,844	7,687	7,775	8,381			77,050
MN Airlines dba Sun Country	6,448	5,867	5,496										17,811
Spirit Airlines	18,330	17,361	21,159										56,850
Total	182,745	173,743	223,028	161,902	148,015	145,695	151,252	145,037	132,625	152,330			1,616,372
TERMINAL 4													
Air Canada	12,863	14,393	18,778	13,544	3,849	4,128	4,917	4,741	4,487	5,966			87,666
American Airlines	71,753	61,791	80,827	65,310	60,096	48,540	50,545	49,401	46,359	53,545			588,167
British Airways	9,236	7,490	9,803	9,012	9,593	9,796	10,048	9,578	9,682	10,259			94,497
Southwest Airlines	543,104	499,985	668,817	584,644	592,856	603,450	635,751	593,461	544,070	597,561			5,863,699
US Airways	803,752	705,157	951,650	838,305	879,561	944,540	1,009,940	943,642	770,683	902,790			8,750,020
Volaris	1,857	1,135	1,476	1,560	1,629	1,722	2,060	1,857	1,136	1,371			15,803
WestJet	19,385	29,876	31,109	23,546	8,000	5,939	6,654	6,665	6,554	14,985			152,713
Total	1,461,950	1,319,827	1,762,460	1,535,921	1,555,584	1,618,115	1,719,915	1,609,345	1,382,971	1,586,477			15,552,565
GRAND TOTAL	1,765,923	1,609,017	2,129,099	1,834,717	1,831,691	1,863,709	1,972,313	1,854,590	1,627,102	1,882,067			18,370,228

Sky Harbor International Airport - Total Passengers by Carrier
Calendar Year 2015

Airline	Jan	Feb	Mar	Apr	May	Jun	Jul	Aug	Sep	Oct	Nov	Dec	Total
TERMINAL 2													
Alaska Airlines	63,323	64,888	78,416	70,590	64,309	54,031	54,916	51,516	50,296	57,410			609,695
Great Lakes Aviation	338	325	454	413	603	544	750	701	693	767			5,588
MN Airlines dba Sun Country				8,916	4,893					8,730			22,539
Spirit Airlines				26,246	16,834	16,373	18,458	14,702	13,704	15,161			121,478
United Airlines	167,681	171,713	209,123	177,606	180,452	133,867	126,925	130,332	154,312	198,301			1,650,312
Total	231,342	236,926	287,993	283,771	267,091	204,815	201,049	197,251	219,005	280,369			2,409,612
TERMINAL 3													
Delta Air Lines	218,513	221,960	298,764	251,877	230,082	223,629	225,266	214,697	195,235	225,403			2,305,426
Frontier Airlines	56,734	53,620	57,852	51,859	41,488	40,319	39,636	36,262	36,084	42,284			456,138
Hawaiian Airlines	14,171	12,520	15,499	14,387	15,311	14,660	15,151	14,955	14,400	14,740			145,794
jetBlue Airways	14,301	14,162	16,577	15,826	15,904	15,090	15,284	15,104	15,041	16,212			153,501
MN Airlines dba Sun Country	11,671	11,624	10,956										34,251
Spirit Airlines	34,799	34,356	41,617										110,772
Total	350,189	348,242	441,265	333,949	302,785	293,698	295,337	281,018	260,760	298,639			3,205,882
TERMINAL 4													
Air Canada	24,856	27,907	38,493	29,494	7,929	8,212	9,341	9,282	8,812	11,140			175,466
American Airlines	138,571	125,716	159,882	132,473	122,304	98,367	100,525	98,912	93,526	105,609			1,175,885
British Airways	17,007	14,293	18,889	17,739	19,160	19,624	18,747	19,065	19,192	19,743			183,459
Southwest Airlines	1,064,412	1,016,512	1,331,509	1,200,738	1,207,657	1,221,748	1,268,443	1,181,119	1,089,171	1,180,030			11,761,339
US Airways	1,575,946	1,452,400	1,888,185	1,706,573	1,788,217	1,893,148	2,001,194	1,865,160	1,535,569	1,782,703			17,489,095
Volaris	3,229	2,220	2,609	2,944	3,389	3,533	3,707	3,218	2,148	2,454			29,451
WestJet	47,454	58,790	63,068	54,102	17,784	12,390	13,226	13,223	12,947	27,500			320,484
Total	2,871,475	2,697,838	3,502,635	3,144,063	3,166,440	3,257,022	3,415,183	3,189,979	2,761,365	3,129,179			31,135,179
GRAND TOTAL	3,453,006	3,283,006	4,231,893	3,761,783	3,736,316	3,755,535	3,911,569	3,668,248	3,241,130	3,708,187			36,750,673

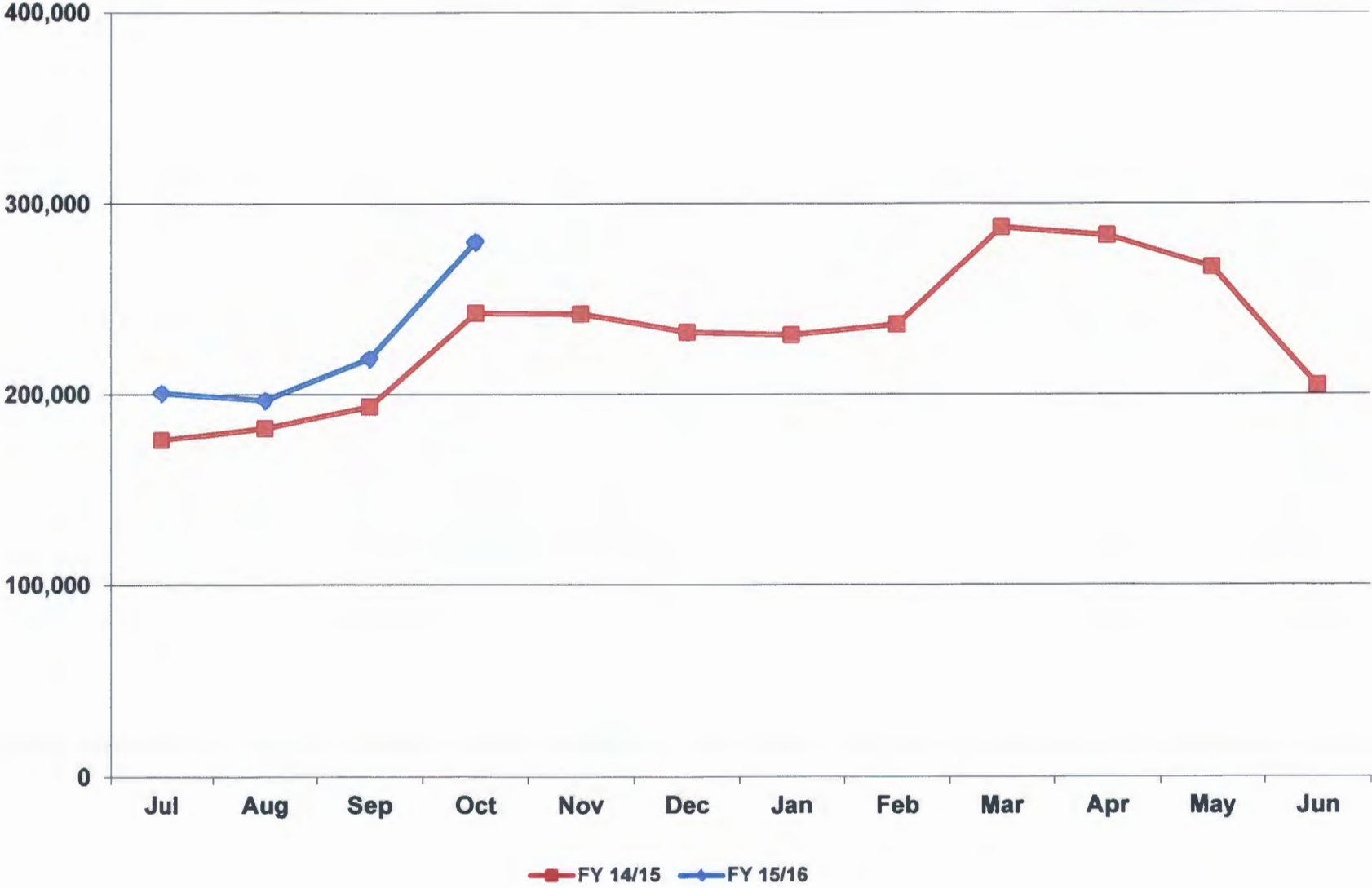
Sky Harbor International Airport
Landing Weights (in Thousands) Fiscal Year 2015/16 - All Airlines

Airline	Jul	Aug	Sep	Oct	Nov	Dec	Jan	Feb	Mar	Apr	May	Jun	Total
Air Canada	5,615	6,248	5,335	6,165									23,363
Alaska Airlines	26,197	25,645	25,368	27,177									104,387
American Airlines	47,631	49,694	46,322	51,133									194,780
British Airways	19,489	19,489	18,860	19,489									77,327
Delta Air Lines	121,437	121,191	106,548	117,732									466,908
Frontier Airlines	25,948	20,604	19,495	20,401									86,448
Great Lakes Aviation	1,159	1,143	1,079	1,546									4,927
Hawaiian Airlines	9,920	9,920	9,550	10,485									39,875
jetBlue Airways	8,804	8,662	8,520	8,804									34,790
Southwest Airlines	650,400	626,656	583,954	610,698									2,471,708
Spirit Airlines	8,952	8,960	7,596	7,527									33,035
United Airlines	64,217	69,812	79,130	98,458									311,617
US Airways	1,116,605	1,053,310	873,381	997,996									4,041,292
Volaris	1,892	1,892	1,746	1,746									7,276
WestJet	8,033	7,870	7,670	15,117									38,690
Passenger	2,116,299	2,031,096	1,794,554	1,999,292									7,941,241
ABX Air	640	320	320										1,280
Ameriflight	4,768	4,700	5,148	5,070									19,686
DHL Express/Atlas Air	13,018	11,886	12,169	12,240									49,313
Empire Airlines	842	816	816	884									3,358
Federal Express	63,339	59,320	63,392	63,714									249,765
IFL Group	1,160	986	1,044	1,044									4,234
United Parcel Service	38,829	33,459	36,467	38,933									147,688
Cargo	122,596	111,487	119,356	121,885									475,324
Grand Total	2,238,895	2,142,583	1,913,910	2,121,177									8,416,565

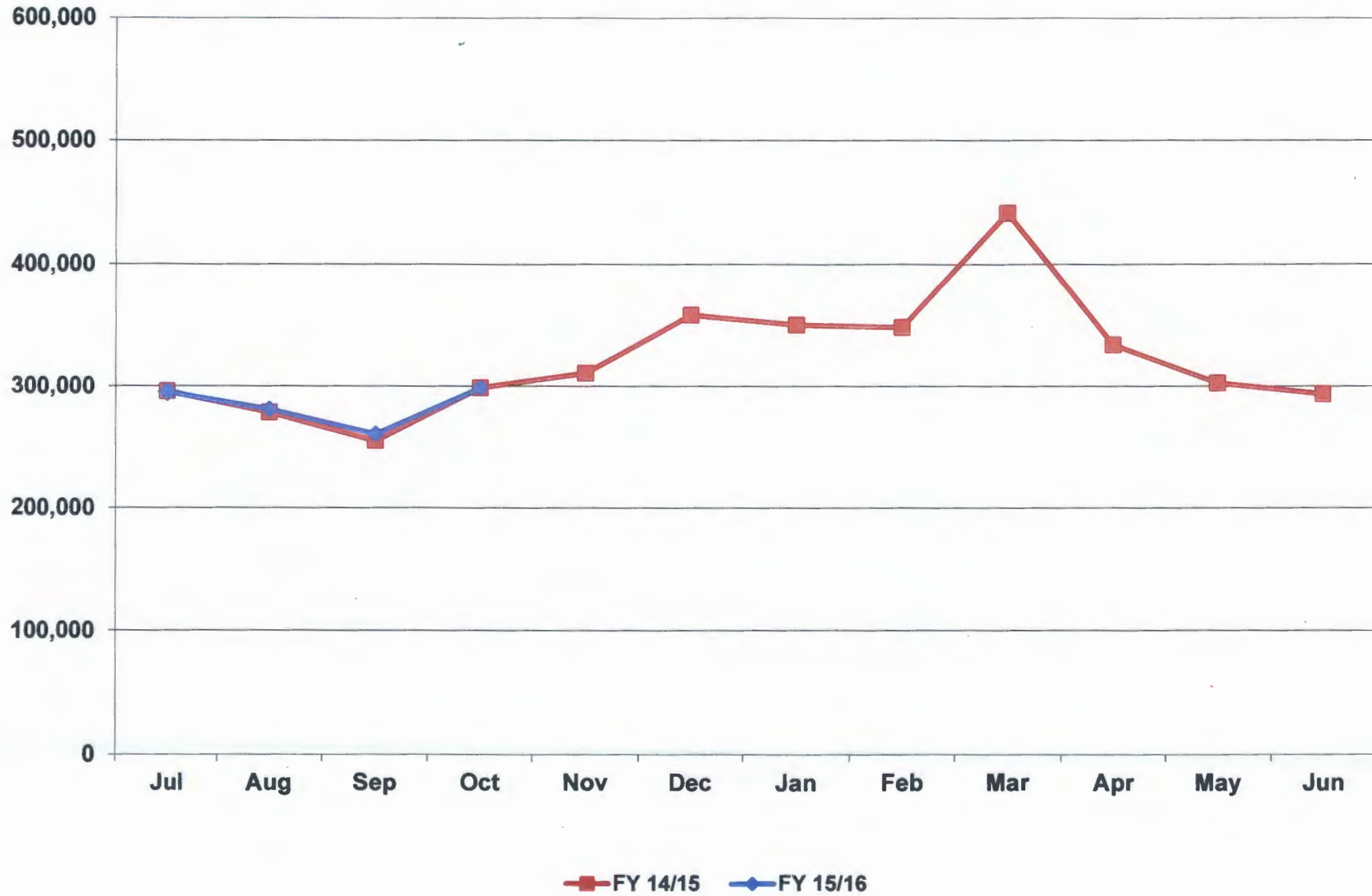
Sky Harbor International Airport
Landing Weights (in Thousands) Fiscal Year 2015/16 - Rates & Charges Airlines

Airline	Jul	Aug	Sep	Oct	Nov	Dec	Jan	Feb	Mar	Apr	May	Jun	Total
Air Canada	5,615	6,248	5,335	6,165									23,363
Alaska Airlines	26,197	25,645	25,368	27,177									104,387
American Airlines	47,631	49,694	46,322	51,133									194,780
British Airways	19,489	19,489	18,860	19,489									77,327
Delta Air Lines	121,437	121,191	106,548	117,732									466,908
Frontier Airlines	25,948	20,604	19,495	20,401									86,448
Great Lakes Aviation	1,159	1,143	1,079	1,546									4,927
Hawaiian Airlines	9,920	9,920	9,550	10,485									39,875
jetBlue Airways	8,804	8,662	8,520	8,804									34,790
Southwest Airlines	650,400	626,656	583,954	610,698									2,471,708
Spirit Airlines	8,952	8,960	7,596	7,527									33,035
United Airlines	64,217	69,812	79,130	98,458									311,617
US Airways	1,116,605	1,053,310	873,381	997,996									4,041,292
Volaris	1,892	1,892	1,746	1,746									7,276
WestJet	8,033	7,870	7,670	15,117									38,690
Passenger	2,116,299	2,031,096	1,794,554	1,999,292									7,941,241
ABX Air	640	320	320										1,280
DHL Express/Atlas Air	13,018	11,886	12,169	12,240									49,313
Federal Express	63,339	59,320	63,392	63,714									249,765
IFL Group	1,160	986	1,044	1,044									4,234
United Parcel Service	38,829	33,459	36,467	38,933									147,688
Cargo	116,986	105,971	113,392	115,931									452,280
Grand Total	2,233,285	2,137,067	1,907,946	2,115,223									8,393,521

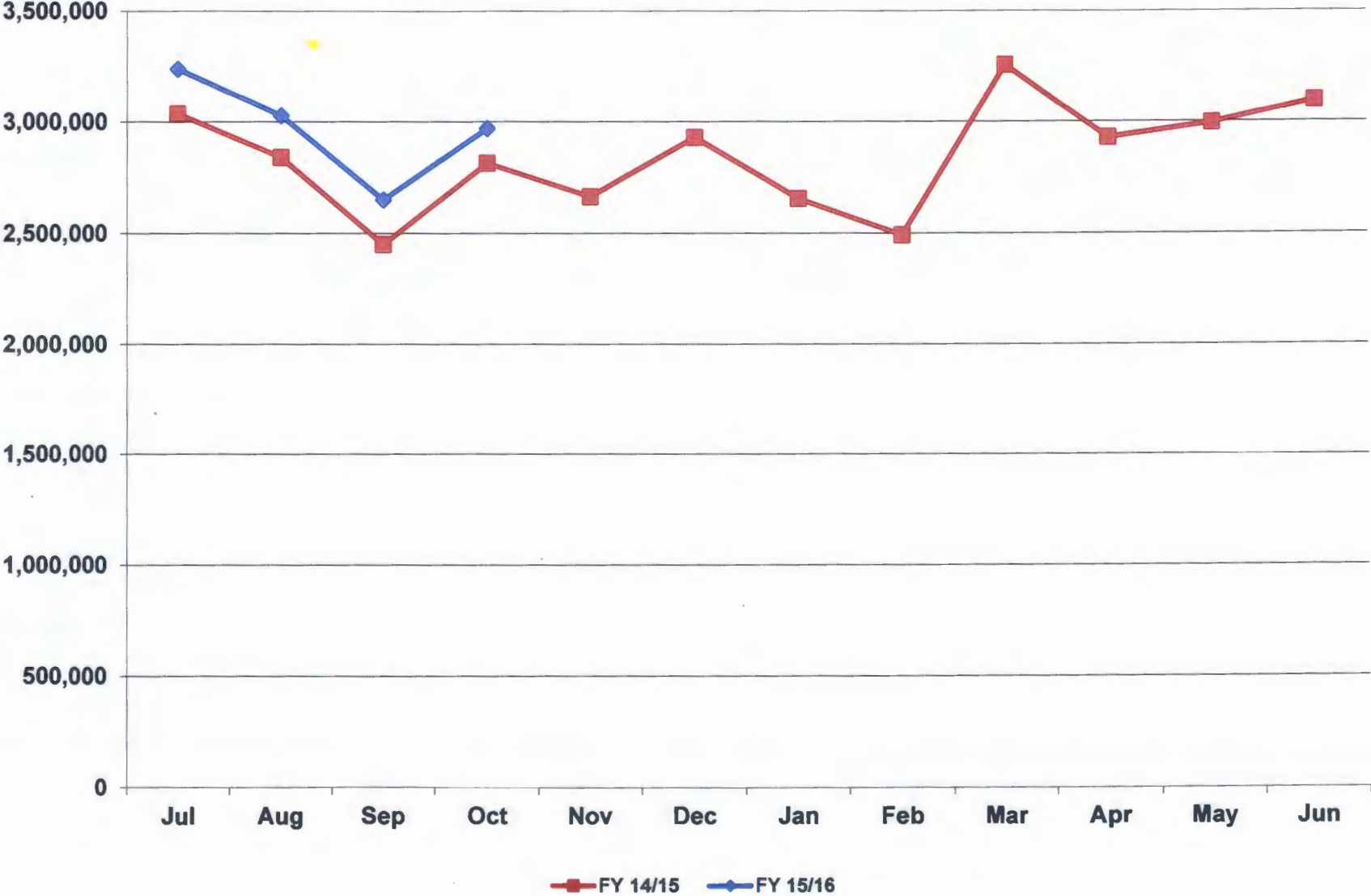
Phoenix Sky Harbor International Airport
Domestic Enplaned/Deplaned Passengers Terminal 2
October 2015



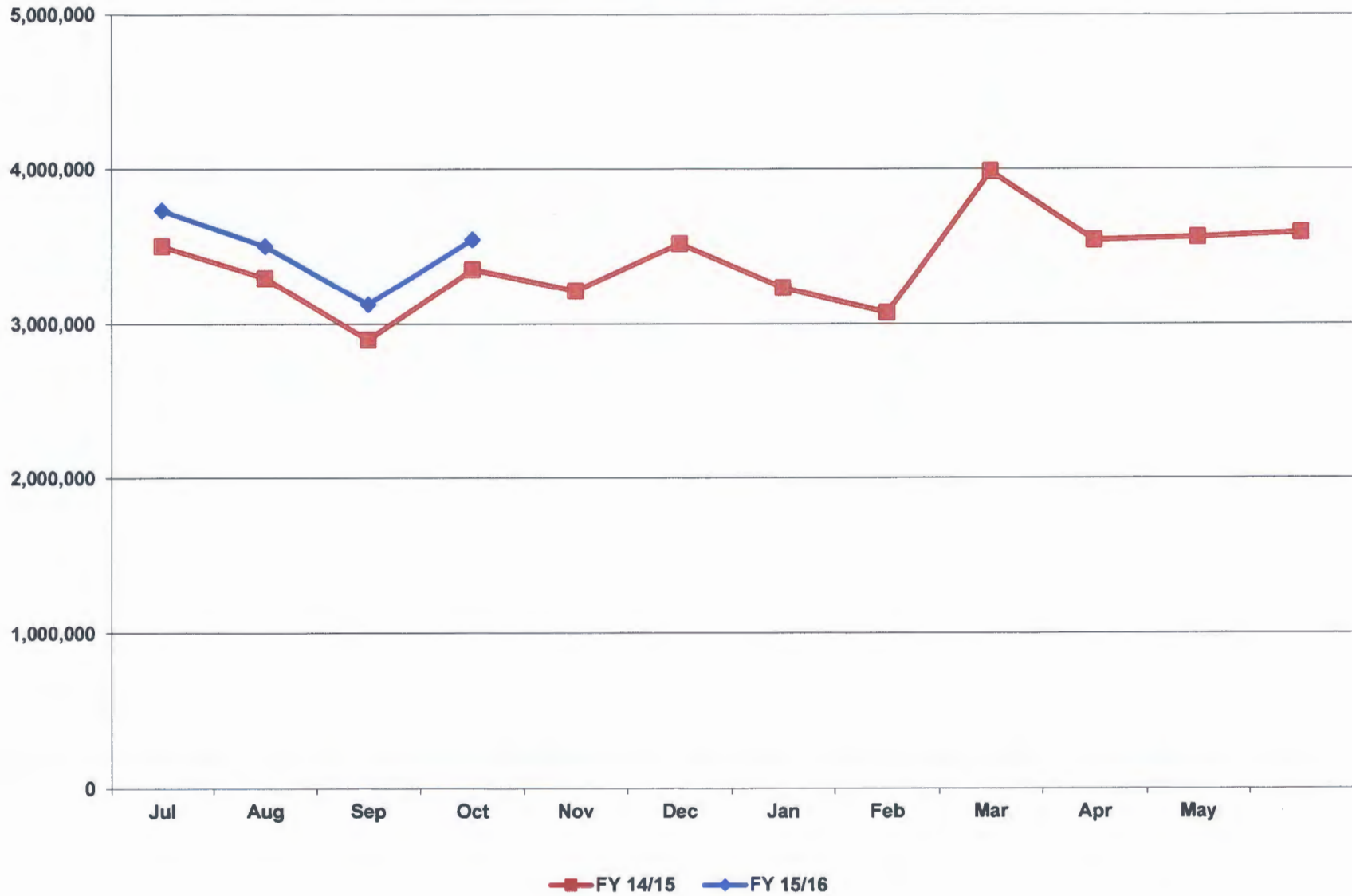
Phoenix Sky Harbor International Airport
Domestic Enplaned/Deplaned Passengers Terminal 3
October 2015



Phoenix Sky Harbor International Airport
Domestic Enplaned/Deplaned Passengers Terminal 4
October 2015



Phoenix Sky Harbor International Airport
Total Domestic Enplaned/Deplaned Passengers
October 2015



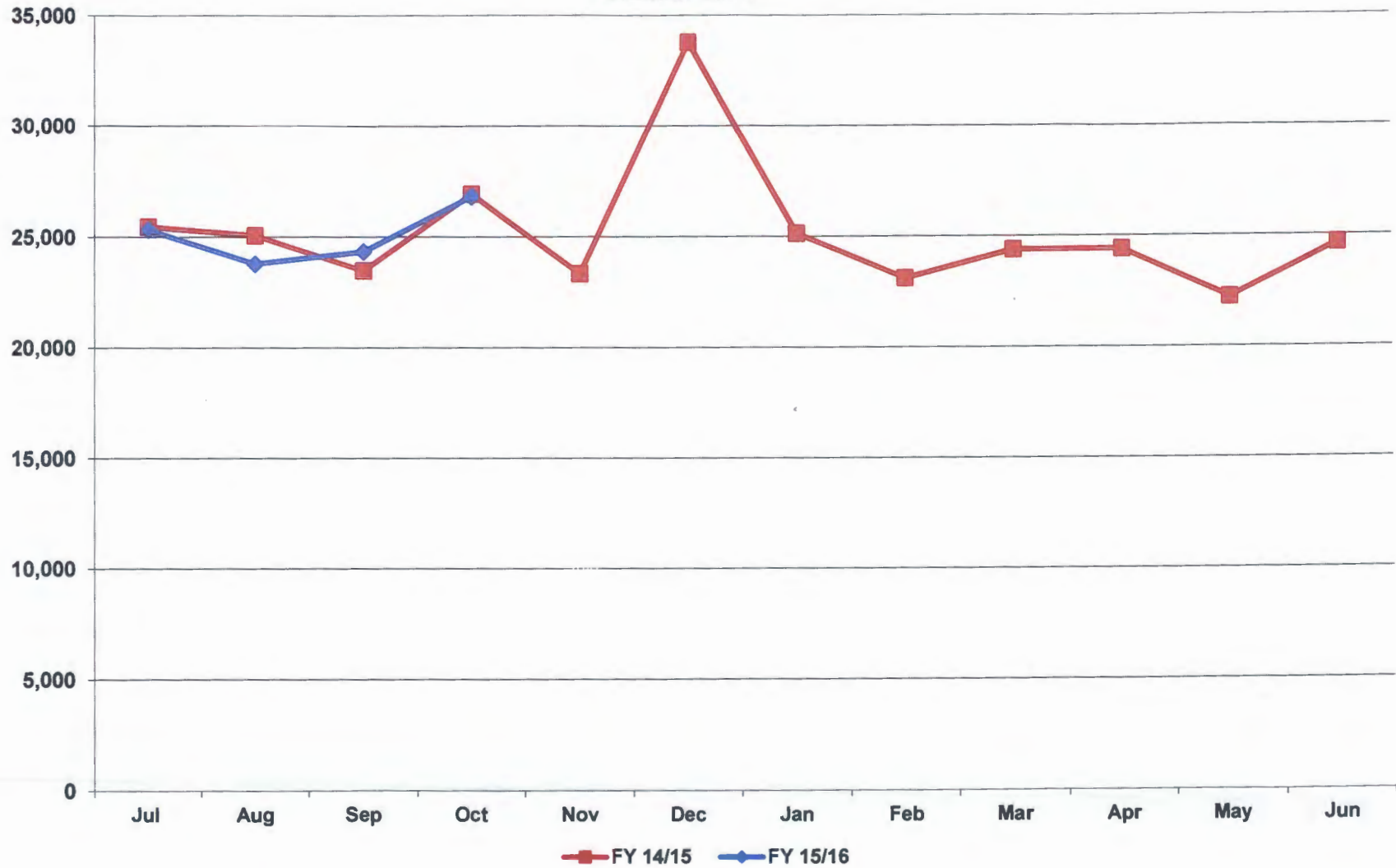
Phoenix Sky Harbor International Airport
Total International Enplaned/Deplaned Passengers
October 2015



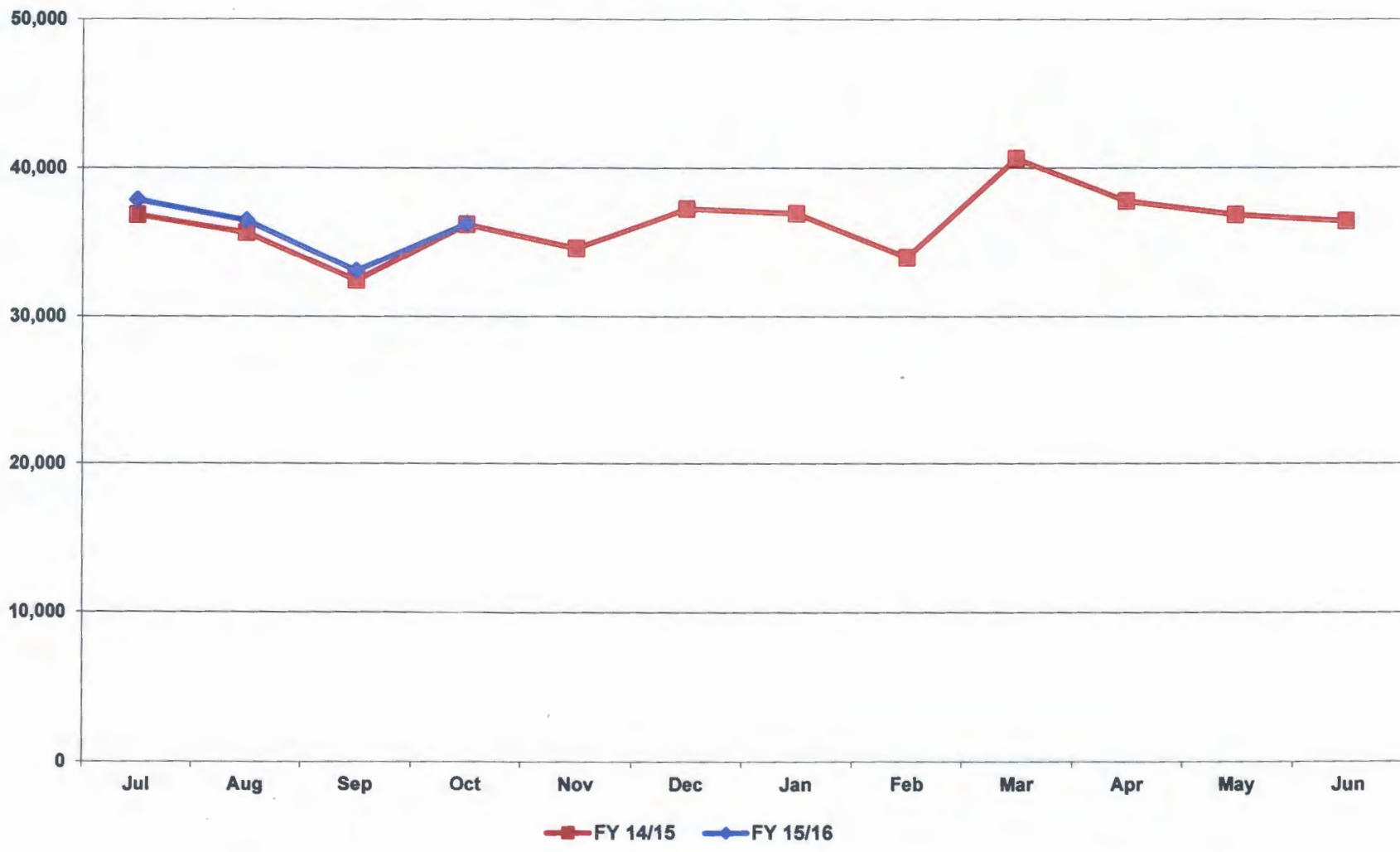
Phoenix Sky Harbor International Airport
Total Enplaned/Deplaned Passengers
October 2015



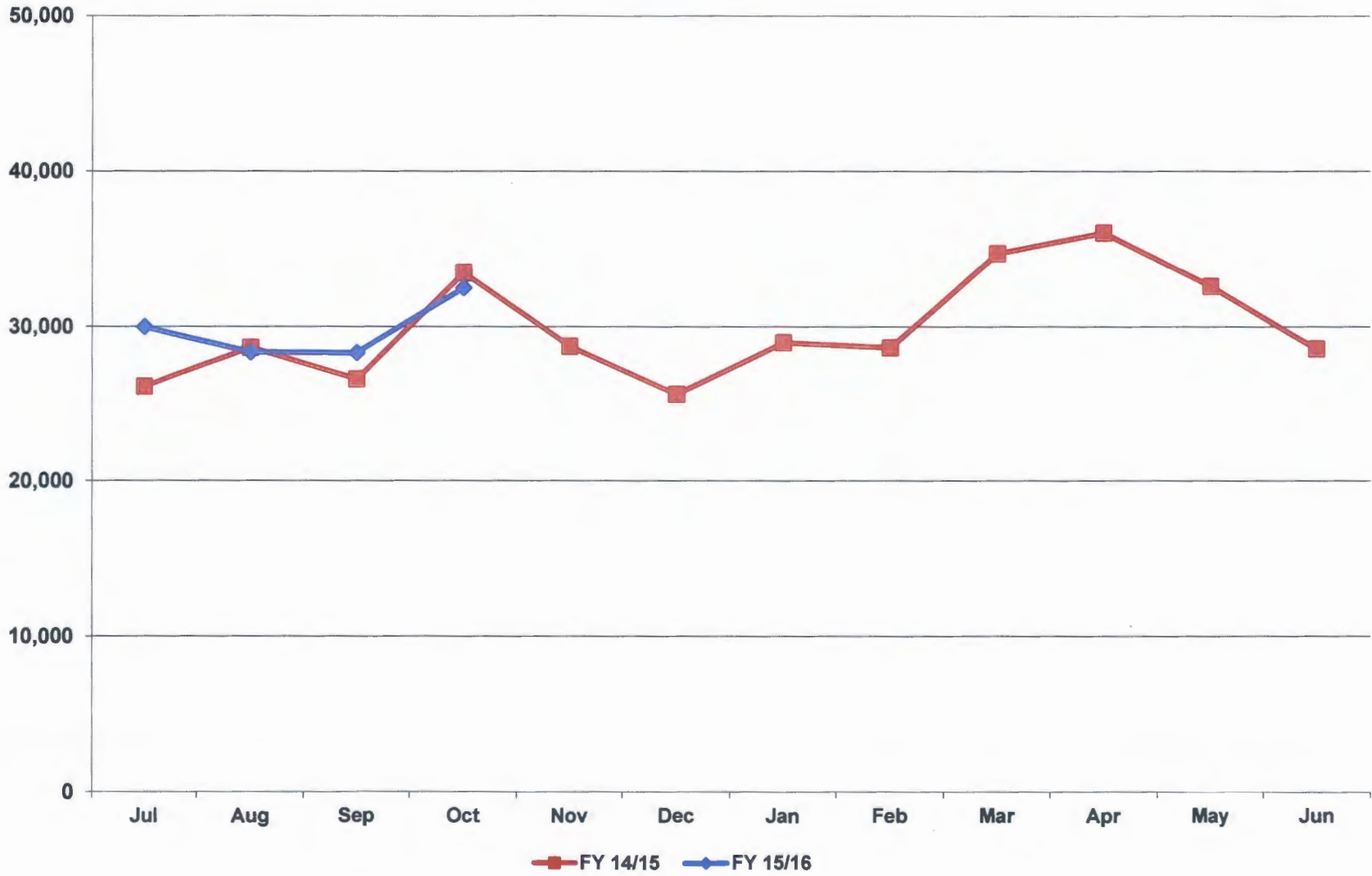
Phoenix Sky Harbor International Airport
Total Enplaned/Deplaned Cargo (Tons)
October 2015



Phoenix Sky Harbor International Airport
Aircraft Operations
October 2015



Deer Valley Airport
Aircraft Operations
October 2015



Goodyear Airport
Aircraft Operations
October 2015



**City of Phoenix Aviation Department
Sky Harbor International Airport
Financial Management Division
Monthly Statistical Reports – November 2015
Table of Contents**

Reports:

- 1 Passengers, Cargo, and Aircraft Operations
- 2 Passenger Activity Report
- 3 Passenger and Activity Worksheet November 2015
- 4 Passenger and Activity Worksheet November 2014
- 5 Enplaned Passengers by Carrier for Fiscal Year 2015/16
- 6 Deplaned Passengers by Carrier for Fiscal Year 2015/16
- 7 Total Passengers by Carrier for Fiscal Year 2015/16
- 8 Enplaned Passengers by Carrier for Calendar Year 2015
- 9 Deplaned Passengers by Carrier for Calendar Year 2015
- 10 Total Passengers by Carrier for Calendar Year 2015
- 11 Airline Landing Weights – All Airlines for Fiscal Year 2015/16
- 12 Airline Landing Weights – Rates & Charges Airlines Only for Fiscal Year 2015/16

Graphs:

- 1 Domestic Enplaned / Deplaned Passengers Terminal 2
- 2 Domestic Enplaned / Deplaned Passengers Terminal 3
- 3 Domestic Enplaned / Deplaned Passengers Terminal 4
- 4 Total Domestic Enplaned / Deplaned Passengers
- 5 Total International Enplaned / Deplaned Passengers
- 6 Total Enplaned / Deplaned Passengers
- 7 Total Enplaned / Deplaned Cargo (in Tons)
- 8 Sky Harbor International Airport Aircraft Operations
- 9 Deer Valley Airport Aircraft Operations
- 10 Goodyear Airport Aircraft Operations

PASSENGERS, CARGO, AND AIRCRAFT OPERATIONS AT PHOENIX AIRPORTS: November 2015

November	2015	2014	%Chg	Fiscal YTD 2015/16	Fiscal YTD 2014/2015	%Chg	Calendar YTD 2015	Calendar YTD 2014	%Chg
PASSENGERS									
T2	149,601	121,160	23.5%	591,155	511,487	15.6%	1,357,922	1,215,080	11.8%
T3	146,282	154,655	-5.4%	700,792	711,726	-1.5%	1,735,792	1,812,140	-4.2%
T4	1,385,227	1,322,156	4.8%	7,287,329	6,842,735	6.5%	16,027,063	15,105,215	6.1%
International	91,740	98,910	-7.2%	386,636	379,138	2.0%	1,032,518	1,010,014	2.2%
Total Enplaned	1,772,850	1,696,881	4.5%	8,965,912	8,445,086	6.2%	20,153,295	19,142,449	5.3%
T2	148,279	121,292	22.2%	604,399	525,877	14.9%	1,349,570	1,234,767	9.3%
T3	145,346	156,120	-6.9%	726,590	727,577	-0.1%	1,761,718	1,816,014	-3.0%
T4	1,380,395	1,330,362	3.8%	7,371,958	6,954,053	6.0%	15,993,031	15,148,523	5.6%
International	94,098	101,149	-7.0%	401,243	397,532	0.9%	1,034,027	1,026,803	0.7%
Total Deplaned	1,768,118	1,708,923	3.5%	9,104,190	8,605,039	5.8%	20,138,346	19,226,107	4.7%
Total	3,540,968	3,405,804	4.0%	18,070,102	17,050,125	6.0%	40,291,641	38,368,556	5.0%
CARGO									
Freight enplaned	12,183	10,583	15.1%	58,214	57,424	1.4%	124,407	127,740	-2.6%
Freight deplaned	10,665	9,240	15.4%	49,122	48,021	2.3%	105,719	108,876	-2.9%
Total Freight	22,848	19,823	15.3%	107,336	105,445	1.8%	230,126	236,616	-2.7%
Mail enplaned	2,479	2,253	10.0%	9,694	11,077	-12.5%	21,099	24,334	-13.3%
Mail deplaned	2,376	1,274	86.5%	11,040	7,803	41.5%	19,640	18,097	8.5%
Total Mail	4,855	3,527	37.7%	20,734	18,880	9.8%	40,739	42,431	-4.0%
Total (Tons)	27,703	23,350	18.6%	128,070	124,325	3.0%	270,865	279,047	-2.9%
AIRCRAFT OPERATIONS									
Air Carrier/Air Taxi	33,453	32,659	2.4%	169,586	166,756	1.7%	378,942	371,898	1.9%
General Aviation	2,024	1,712	18.2%	9,009	8,120	10.9%	20,652	18,930	9.1%
Military	250	264	-5.3%	935	1,036	-9.7%	2,665	2,337	14.0%
Sky Harbor International	35,727	34,635	3.2%	179,530	175,912	2.1%	402,259	393,165	2.3%
Air Carrier/Air Taxi	397	465	-14.6%	2,005	2,113	-5.1%	5,050	4,990	1.2%
General Aviation	31,065	28,260	9.9%	148,645	141,459	5.1%	335,010	308,786	8.5%
Military	5	4	25.0%	33	40	-17.5%	219	81	170.4%
Deer Valley Airport	31,467	28,729	9.5%	150,683	143,612	4.9%	340,279	313,857	8.4%
Air Carrier/Air Taxi	429	575	-25.4%	2,112	2,141	-1.4%	6,137	3,648	68.2%
General Aviation	7,740	6,029	28.4%	40,452	29,824	35.6%	91,421	68,185	34.1%
Military	490	344	42.4%	1,753	1,683	4.2%	4,421	3,675	20.3%
Goodyear Airport	8,659	6,948	24.6%	44,317	33,648	31.7%	101,979	75,508	35.1%
Total	75,853	70,312	7.9%	374,530	353,172	6.0%	844,517	782,530	7.9%

Passenger Activity Report * * * Sky Harbor International Airport * * * November 2015

Airline	Enplaned Passengers			Deplaned Passengers			Total Passengers		
	2015	2014	% Chg	2015	2014	% Chg	2015	2014	% Chg
TERMINAL 2									
Alaska Airlines	32,160	34,149	-5.8%	32,496	34,310	-5.3%	64,656	68,459	-5.6%
Great Lakes Aviation	249	293	-15.0%	267	297	-10.1%	516	590	-12.5%
MN Airlines dba Sun Country	4,880		N/A	4,715		N/A	9,595		N/A
Spirit Airlines	13,246		N/A	13,630		N/A	26,876		N/A
United Airlines	99,066	86,718	14.2%	97,171	86,685	12.1%	196,237	173,403	13.2%
Total	149,601	121,160	23.5%	148,279	121,292	22.2%	297,880	242,452	22.9%
TERMINAL 3									
Delta Air Lines	112,575	98,787	14.0%	111,065	100,227	10.8%	223,640	199,014	12.4%
Frontier Airlines	19,469	23,382	-16.7%	19,809	23,088	-14.2%	39,278	46,470	-15.5%
Hawaiian Airlines	7,063	6,916	2.1%	7,049	6,701	5.2%	14,112	13,617	3.6%
jetBlue Airways	7,175	6,762	6.1%	7,423	6,964	6.6%	14,598	13,726	6.4%
MN Airlines dba Sun Country		3,563	-100.0%		3,549	-100.0%		7,112	-100.0%
Spirit Airlines		15,245	-100.0%		15,591	-100.0%		30,836	-100.0%
Total	146,282	154,655	-5.4%	145,346	156,120	-6.9%	291,628	310,775	-6.2%
TERMINAL 4									
Air Canada	6,368	6,669	-4.5%	6,736	7,159	-5.9%	13,104	13,828	-5.2%
American Airlines	862,850	67,605	1176.3%	863,002	68,085	1167.5%	1,725,852	135,690	1171.9%
British Airways	7,611	7,889	-3.5%	8,785	8,330	5.5%	16,396	16,219	1.1%
Southwest Airlines	570,621	534,097	6.8%	565,274	533,888	5.9%	1,135,895	1,067,985	6.4%
US Airways		777,012	-100.0%		784,711	-100.0%		1,561,723	-100.0%
Volaris	1,425	1,180	20.8%	1,746	1,628	7.2%	3,171	2,808	12.9%
WestJet	28,092	26,614	5.6%	28,950	27,710	4.5%	57,042	54,324	5.0%
Total	1,476,967	1,421,066	3.9%	1,474,493	1,431,511	3.0%	2,951,460	2,852,577	3.5%
GRAND TOTAL	1,772,850	1,696,881	4.5%	1,768,118	1,708,923	3.5%	3,540,968	3,405,804	4.0%

Spirit Airlines and Sun Country moved to T2 Apr 2015

Sky Harbor International Airport - Passenger and Activity Worksheet November 2015

Airline	Enplaned Passengers				Deplaned Passengers			Freight		Mail		Landed Weight	Landings					
	Domestic	Connect	Internat'l	Total	Domestic	Internat'l	Total	Enplaned	Deplaned	Enplaned	Deplaned							
TERMINAL 2																		
Alaska Airlines	32,160			32,160	32,496		32,496	17,598	47,408	2,613	244	32,564,600	223					
Great Lakes Aviation	249			249	267		267					1,416,800	88					
MN Airlines dba Sun Country	4,880			4,880	4,715		4,715	300	127	35,263	99,727	5,548,000	38					
Spirit Airlines	13,246			13,246	13,630		13,630					13,163,694	91					
United Airlines	99,066			99,066	97,171		97,171	30,744	74,880	326,397	421,187	98,289,800	761					
Subtotal Terminal 2	149,601			149,601	148,279		148,279	48,642	122,415	364,273	521,158	150,982,894	1,201					
TERMINAL 3																		
Delta Air Lines	112,575			112,575	111,065		111,065	69,262	82,195	426,484	279,157	119,579,263	867					
Frontier Airlines	19,469			19,469	19,809		19,809					18,782,940	135					
Hawaiian Airlines	7,063			7,063	7,049		7,049	59,916	41,939			9,525,000	30					
jetBlue Airways	7,175			7,175	7,423		7,423					8,094,000	57					
Subtotal Terminal 3	146,282			146,282	145,346		145,346	129,178	124,134	426,484	279,157	155,981,203	1,089					
TERMINAL 4																		
Air Canada			6,368	6,368		6,736	6,736	4,350	935			7,260,500	53					
American Airlines	597,778	216,828	48,244	862,850	815,121	47,881	863,002	658,236	467,257	4,041,399	3,850,644	997,303,900	7,945					
British Airways			7,611	7,611		8,785	8,785	186,476	394,874			19,488,832	31					
Southwest Airlines	438,836	131,785		570,621	565,274		565,274	1,322,174	1,383,232			598,216,000	4,653					
Volaris			1,425	1,425		1,746	1,746					2,886,949	20					
WestJet			28,092	28,092		28,950	28,950					30,448,400	220					
Subtotal Terminal 4	1,036,614	348,613	91,740	1,476,967	1,380,395	94,098	1,474,493	2,171,236	2,246,298	4,041,399	3,850,644	1,655,604,581	12,922					
Total Passenger Airlines	1,332,497	348,613	91,740	1,772,850	1,674,020	94,098	1,768,118	2,349,056	2,492,847	4,832,156	4,650,959	1,962,568,678	15,212					
AIR CARGO (SOUTH)																		
Federal Express								11,407,451	7,707,128			60,901,800	172					
United Parcel Service								5,780,184	6,250,558	125,985	101,013	37,709,960	120					
Subtotal Air Cargo (South)								17,187,635	13,957,686	125,985	101,013	98,611,760	292					
AIR CARGO (WEST)																		
ABX Air								76,181	100,905			1,532,000	5					
Ameriflight								415,600	421,940			3,961,618	273					
DHL Express/Atlas Air								3,269,625	3,351,955			10,608,000	39					
Air Transport International								816,725	744,439			6,226,000	22					
Empire Airlines								138,512	83,995			901,000	106					
IFL Group								112,155	177,227			870,000	15					
Subtotal Air Cargo (West)								4,828,798	4,880,461			24,098,618	460					
Total Cargo Airlines								22,016,433	18,838,147	125,985	101,013	122,710,378	752					
Grand Total	1,332,497	348,613	91,740	1,772,850	1,674,020	94,098	1,768,118	24,365,489	21,330,994	4,958,141	4,751,972	2,085,279,056	15,964					
Total All Passengers:	3,540,968							Total Air Cargo in Tons:		12,183	+	10,665	+	2,479	+	2,376	=	27,703

Sky Harbor International Airport - Passenger and Activity Worksheet November 2014

Airline	Enplaned Passengers				Deplaned Passengers			Freight		Mail		Landed Weight	Landings					
	Domestic	Connect	Internat'l	Total	Domestic	Internat'l	Total	Enplaned	Deplaned	Enplaned	Deplaned							
<u>TERMINAL 2</u>																		
Alaska Airlines	34,149			34,149	34,310		34,310	7,591	33,701			33,996,900	230					
Great Lakes Aviation	293			293	297		297	32	97			1,030,400	64					
United Airlines	86,718			86,718	86,685		86,685	70,585	82,496	358,291	446,019	94,843,800	736					
Subtotal Terminal 2	121,160			121,160	121,292		121,292	78,208	116,294	358,291	446,019	129,871,100	1,030					
<u>TERMINAL 3</u>																		
Delta Air Lines	98,787			98,787	100,227		100,227	103,081	60,292	261,182	390,940	110,577,900	757					
Frontier Airlines	23,382			23,382	23,088		23,088					24,395,800	176					
Hawaiian Airlines	6,916			6,916	6,701		6,701	60,745	38,655			9,600,000	30					
jetBlue Airways	6,762			6,762	6,964		6,964					7,952,000	56					
Spirit Airlines	15,245			15,245	15,591		15,591					17,107,736	118					
Subtotal Terminal 3	154,655			154,655	156,120		156,120	163,826	102,162	291,097	470,911	173,587,036	1,165					
<u>TERMINAL 4</u>																		
Air Canada			6,669	6,669		7,159	7,159	2,855	2,721			7,919,800	58					
American Airlines	497,202	290,857	56,558	844,617	796,474	56,322	852,796	29,467	53,125	3,704,764	1,517,454	996,957,400	7,991					
British Airways			7,889	7,889		8,330	8,330	287,080	468,193			18,231,488	29					
Southwest Airlines	401,039	133,058		534,097	533,888		533,888	1,606,140	1,464,071			579,492,000	4,535					
US Airways																		
Volaris			1,180	1,180		1,628	1,628					1,891,565	13					
WestJet			26,614	26,614		27,710	27,710					32,526,200	238					
Subtotal Terminal 4	898,241	423,915	98,910	1,421,066	1,330,362	101,149	1,431,511	1,925,542	1,988,110	3,704,764	1,517,454	1,637,018,453	12,864					
Total Passenger Airlines	1,174,056	423,915	98,910	1,696,881	1,607,774	101,149	1,708,923	2,167,576	2,206,566	4,354,152	2,434,384	1,940,476,589	15,059					
<u>AIR CARGO (SOUTH)</u>																		
Federal Express								11,238,781	8,079,532			60,777,100	163					
United Parcel Service								5,480,828	5,850,248	151,827	112,785	35,992,880	114					
Subtotal Air Cargo (South)								16,719,609	13,929,780	151,827	112,785	96,769,980	277					
<u>AIR CARGO (WEST)</u>																		
ABX Air								1,652,497	1,733,565			10,652,000	39					
Ameriflight								367,050	325,988			3,655,390	258					
Empire Airlines								142,900	83,248			918,000	108					
IFL Group								116,526	200,783			870,000	15					
Subtotal Air Cargo (West)								2,278,973	2,343,584			16,095,390	420					
Total Cargo Airlines								18,998,582	16,273,364	151,827	112,785	112,865,370	697					
Grand Total	1,174,056	423,915	98,910	1,696,881	1,607,774	101,149	1,708,923	21,166,158	18,479,930	4,505,979	2,547,169	2,053,341,959	15,756					
Total All Passengers:	3,405,804							Total Air Cargo in Tons:		10,583	+	9,240	+	2,253	+	1,274	=	23,350

Sky Harbor International Airport - Enplaned Passengers by Carrier
Fiscal Year 2015/16

Airline	Jul	Aug	Sep	Oct	Nov	Dec	Jan	Feb	Mar	Apr	May	Jun	Total
TERMINAL 2													
Alaska Airlines	27,894	25,284	24,203	27,538	32,160								137,079
Great Lakes Aviation	397	347	345	381	249								1,719
MN Airlines dba Sun Country				4,000	4,880								8,880
Spirit Airlines	8,926	7,427	6,602	7,265	13,246								43,466
United Airlines	62,686	63,985	76,349	97,925	99,066								400,011
Total	99,903	97,043	107,499	137,109	149,601								591,155
TERMINAL 3													
Delta Air Lines	110,207	103,484	95,790	110,412	112,575								532,468
Frontier Airlines	18,940	18,036	17,790	20,756	19,469								94,991
Hawaiian Airlines	7,498	7,044	7,289	7,310	7,063								36,204
jetBlue Airways	7,440	7,417	7,266	7,831	7,175								37,129
Total	144,085	135,981	128,135	146,309	146,282								700,792
TERMINAL 4													
Air Canada	4,424	4,541	4,325	5,174	6,368								24,832
American Airlines	1,041,234	971,029	812,053	931,977	862,850								4,619,143
British Airways	8,699	9,487	9,510	9,484	7,611								44,791
Southwest Airlines	632,692	587,658	545,101	582,469	570,621								2,918,541
Volaris	1,647	1,361	1,012	1,083	1,425								6,528
WestJet	6,572	6,558	6,393	12,515	28,092								60,130
Total	1,695,268	1,580,634	1,378,394	1,542,702	1,476,967								7,673,965
GRAND TOTAL	1,939,256	1,813,658	1,614,028	1,826,120	1,772,850								8,965,912

Sky Harbor International Airport - Deplaned Passengers by Carrier
Fiscal Year 2015/16

Airline	Jul	Aug	Sep	Oct	Nov	Dec	Jan	Feb	Mar	Apr	May	Jun	Total
TERMINAL 2													
Alaska Airlines	27,022	26,232	26,093	29,872	32,496								141,715
Great Lakes Aviation	353	354	348	386	267								1,708
MN Airlines dba Sun Country				4,730	4,715								9,445
Spirit Airlines	9,532	7,275	7,102	7,896	13,630								45,435
United Airlines	64,239	66,347	77,963	100,376	97,171								406,096
Total	101,146	100,208	111,506	143,260	148,279								604,399
TERMINAL 3													
Delta Air Lines	115,059	111,213	99,445	114,991	111,065								551,773
Frontier Airlines	20,696	18,226	18,294	21,528	19,809								98,553
Hawaiian Airlines	7,653	7,911	7,111	7,430	7,049								37,154
jetBlue Airways	7,844	7,687	7,775	8,381	7,423								39,110
Total	151,252	145,037	132,625	152,330	145,346								726,590
TERMINAL 4													
Air Canada	4,917	4,741	4,487	5,966	6,736								26,847
American Airlines	1,060,485	993,043	817,042	956,335	863,002								4,689,907
British Airways	10,048	9,578	9,682	10,259	8,785								48,352
Southwest Airlines	635,751	593,461	544,070	597,561	565,274								2,936,117
Volaris	2,060	1,857	1,136	1,371	1,746								8,170
WestJet	6,654	6,665	6,554	14,985	28,950								63,808
Total	1,719,915	1,609,345	1,382,971	1,586,477	1,474,493								7,773,201
GRAND TOTAL	1,972,313	1,854,590	1,627,102	1,882,067	1,768,118								9,104,190

Sky Harbor International Airport - Total Passengers by Carrier
Fiscal Year 2015/16

Airline	Jul	Aug	Sep	Oct	Nov	Dec	Jan	Feb	Mar	Apr	May	Jun	Total
TERMINAL 2													
Alaska Airlines	54,916	51,516	50,296	57,410	64,656								278,794
Great Lakes Aviation	750	701	693	767	516								3,427
MN Airlines dba Sun Country				8,730	9,595								18,325
Spirit Airlines	18,458	14,702	13,704	15,161	26,876								88,901
United Airlines	126,925	130,332	154,312	198,301	196,237								806,107
Total	201,049	197,251	219,005	280,369	297,880								1,195,554
TERMINAL 3													
Delta Air Lines	225,266	214,697	195,235	225,403	223,640								1,084,241
Frontier Airlines	39,636	36,262	36,084	42,284	39,278								193,544
Hawaiian Airlines	15,151	14,955	14,400	14,740	14,112								73,358
jetBlue Airways	15,284	15,104	15,041	16,212	14,598								76,239
Total	295,337	281,018	260,760	298,639	291,628								1,427,382
TERMINAL 4													
Air Canada	9,341	9,282	8,812	11,140	13,104								51,679
American Airlines	2,101,719	1,964,072	1,629,095	1,888,312	1,725,852								9,309,050
British Airways	18,747	19,065	19,192	19,743	16,396								93,143
Southwest Airlines	1,268,443	1,181,119	1,089,171	1,180,030	1,135,895								5,854,658
Volaris	3,707	3,218	2,148	2,454	3,171								14,698
WestJet	13,226	13,223	12,947	27,500	57,042								123,938
Total	3,415,183	3,189,979	2,761,365	3,129,179	2,951,460								15,447,166
GRAND TOTAL	3,911,569	3,668,248	3,241,130	3,708,187	3,540,968								18,070,102

Sky Harbor International Airport - Enplaned Passengers by Carrier
Calendar Year 2015

Airline	Jan	Feb	Mar	Apr	May	Jun	Jul	Aug	Sep	Oct	Nov	Dec	Total
TERMINAL 2													
Alaska Airlines	30,099	33,019	39,150	36,534	34,433	28,135	27,894	25,284	24,203	27,538	32,160		338,449
Great Lakes Aviation	162	150	212	188	318	256	397	347	345	381	249		3,005
MN Airlines dba Sun Country				4,939	2,620					4,000	4,880		16,439
Spirit Airlines				14,458	8,536	8,415	8,926	7,427	6,602	7,265	13,246		74,875
United Airlines	79,853	88,310	105,020	90,758	93,092	68,110	62,686	63,985	76,349	97,925	99,066		925,154
Total	110,114	121,479	144,382	146,877	138,999	104,916	99,903	97,043	107,499	137,109	149,601		1,357,922
TERMINAL 3													
Delta Air Lines	104,691	111,331	147,769	130,008	117,916	112,760	110,207	103,484	95,790	110,412	112,575		1,256,943
Frontier Airlines	27,477	26,771	28,514	26,882	20,728	20,184	18,940	18,036	17,790	20,756	19,469		245,547
Hawaiian Airlines	6,908	6,360	7,648	7,105	7,809	7,280	7,498	7,044	7,289	7,310	7,063		79,314
jetBlue Airways	6,676	7,285	8,388	8,052	8,317	7,779	7,440	7,417	7,266	7,831	7,175		83,626
MN Airlines dba Sun Country	5,223	5,757	5,460										16,440
Spirit Airlines	16,469	16,995	20,458										53,922
Total	167,444	174,499	218,237	172,047	154,770	148,003	144,085	135,981	128,135	146,309	146,282		1,735,792
TERMINAL 4													
Air Canada	11,993	13,514	19,715	15,950	4,080	4,084	4,424	4,541	4,325	5,174	6,368		94,168
American Airlines	66,818	63,925	79,055	67,163	62,208	49,827	1,041,234	971,029	812,053	931,977	862,850		5,008,139
British Airways	7,771	6,803	9,086	8,727	9,567	9,828	8,699	9,487	9,510	9,484	7,611		96,573
Southwest Airlines	521,308	516,527	662,692	616,094	614,801	618,298	632,692	587,658	545,101	582,469	570,621		6,468,261
US Airways	772,194	747,243	936,535	868,268	908,656	948,608							5,181,504
Volaris	1,372	1,085	1,133	1,384	1,760	1,811	1,647	1,361	1,012	1,083	1,425		15,073
WestJet	28,069	28,914	31,959	30,556	9,784	6,451	6,572	6,558	6,393	12,515	28,092		195,863
Total	1,409,525	1,378,011	1,740,175	1,608,142	1,610,856	1,638,907	1,695,268	1,580,634	1,378,394	1,542,702	1,476,967		17,059,581
GRAND TOTAL	1,687,083	1,673,989	2,102,794	1,927,066	1,904,625	1,891,826	1,939,256	1,813,658	1,614,028	1,826,120	1,772,850		20,153,295

Sky Harbor International Airport - Deplaned Passengers by Carrier
Calendar Year 2015

Airline	Jan	Feb	Mar	Apr	May	Jun	Jul	Aug	Sep	Oct	Nov	Dec	Total
TERMINAL 2													
Alaska Airlines	33,224	31,869	39,266	34,056	29,876	25,896	27,022	26,232	26,093	29,872	32,496		335,902
Great Lakes Aviation	176	175	242	225	285	288	353	354	348	386	267		3,099
MN Airlines dba Sun Country				3,977	2,273					4,730	4,715		15,695
Spirit Airlines				11,788	8,298	7,958	9,532	7,275	7,102	7,896	13,630		73,479
United Airlines	87,828	83,403	104,103	86,848	87,360	65,757	64,239	66,347	77,963	100,376	97,171		921,395
Total	121,228	115,447	143,611	136,894	128,092	99,899	101,146	100,208	111,506	143,260	148,279		1,349,570
TERMINAL 3													
Delta Air Lines	113,822	110,629	150,995	121,869	112,166	110,869	115,059	111,213	99,445	114,991	111,065		1,272,123
Frontier Airlines	29,257	26,849	29,338	24,977	20,760	20,135	20,696	18,226	18,294	21,528	19,809		249,869
Hawaiian Airlines	7,263	6,160	7,851	7,282	7,502	7,380	7,653	7,911	7,111	7,430	7,049		80,592
jetBlue Airways	7,625	6,877	8,189	7,774	7,587	7,311	7,844	7,687	7,775	8,381	7,423		84,473
MN Airlines dba Sun Country	6,448	5,867	5,496										17,811
Spirit Airlines	18,330	17,361	21,159										56,850
Total	182,745	173,743	223,028	161,902	148,015	145,695	151,252	145,037	132,625	152,330	145,346		1,761,718
TERMINAL 4													
Air Canada	12,863	14,393	18,778	13,544	3,849	4,128	4,917	4,741	4,487	5,966	6,736		94,402
American Airlines	71,753	61,791	80,827	65,310	60,096	48,540	1,060,485	993,043	817,042	956,335	863,002		5,078,224
British Airways	9,236	7,490	9,803	9,012	9,593	9,796	10,048	9,578	9,682	10,259	8,785		103,282
Southwest Airlines	543,104	499,985	668,817	584,644	592,856	603,450	635,751	593,461	544,070	597,561	565,274		6,428,973
US Airways	803,752	705,157	951,650	838,305	879,561	944,540							5,122,965
Volaris	1,857	1,135	1,476	1,560	1,629	1,722	2,060	1,857	1,136	1,371	1,746		17,549
WestJet	19,385	29,876	31,109	23,546	8,000	5,939	6,654	6,665	6,554	14,985	28,950		181,663
Total	1,461,950	1,319,827	1,762,460	1,535,921	1,555,584	1,618,115	1,719,915	1,609,345	1,382,971	1,586,477	1,474,493		17,027,058
GRAND TOTAL	1,765,923	1,609,017	2,129,099	1,834,717	1,831,691	1,863,709	1,972,313	1,854,590	1,627,102	1,882,067	1,768,118		20,138,346

Sky Harbor International Airport - Total Passengers by Carrier
Calendar Year 2015

Airline	Jan	Feb	Mar	Apr	May	Jun	Jul	Aug	Sep	Oct	Nov	Dec	Total
TERMINAL 2													
Alaska Airlines	63,323	64,888	78,416	70,590	64,309	54,031	54,916	51,516	50,296	57,410	64,656		674,351
Great Lakes Aviation	338	325	454	413	603	544	750	701	693	767	516		6,104
MN Airlines dba Sun Country				8,916	4,893					8,730	9,595		32,134
Spirit Airlines				26,246	16,834	16,373	18,458	14,702	13,704	15,161	26,876		148,354
United Airlines	167,681	171,713	209,123	177,606	180,452	133,867	126,925	130,332	154,312	198,301	196,237		1,846,549
Total	231,342	236,926	287,993	283,771	267,091	204,815	201,049	197,251	219,005	280,369	297,880		2,707,492
TERMINAL 3													
Delta Air Lines	218,513	221,960	298,764	251,877	230,082	223,629	225,266	214,697	195,235	225,403	223,640		2,529,066
Frontier Airlines	56,734	53,620	57,852	51,859	41,488	40,319	39,636	36,262	36,084	42,284	39,278		495,416
Hawaiian Airlines	14,171	12,520	15,499	14,387	15,311	14,660	15,151	14,955	14,400	14,740	14,112		159,906
jetBlue Airways	14,301	14,162	16,577	15,826	15,904	15,090	15,284	15,104	15,041	16,212	14,598		168,099
MN Airlines dba Sun Country	11,671	11,624	10,956										34,251
Spirit Airlines	34,799	34,356	41,617										110,772
Total	350,189	348,242	441,265	333,949	302,785	293,698	295,337	281,018	260,760	298,639	291,628		3,497,510
TERMINAL 4													
Air Canada	24,856	27,907	38,493	29,494	7,929	8,212	9,341	9,282	8,812	11,140	13,104		188,570
American Airlines	138,571	125,716	159,882	132,473	122,304	98,367	2,101,719	1,964,072	1,629,095	1,888,312	1,725,852		10,086,363
British Airways	17,007	14,293	18,889	17,739	19,160	19,624	18,747	19,065	19,192	19,743	16,396		199,855
Southwest Airlines	1,064,412	1,016,512	1,331,509	1,200,738	1,207,657	1,221,748	1,268,443	1,181,119	1,089,171	1,180,030	1,135,895		12,897,234
US Airways	1,575,946	1,452,400	1,888,185	1,706,573	1,788,217	1,893,148							10,304,469
Volaris	3,229	2,220	2,609	2,944	3,389	3,533	3,707	3,218	2,148	2,454	3,171		32,622
WestJet	47,454	58,790	63,068	54,102	17,784	12,390	13,226	13,223	12,947	27,500	57,042		377,526
Total	2,871,475	2,697,838	3,502,635	3,144,063	3,166,440	3,257,022	3,415,183	3,189,979	2,761,365	3,129,179	2,951,460		34,086,639
GRAND TOTAL	3,453,006	3,283,006	4,231,893	3,761,783	3,736,316	3,755,535	3,911,569	3,668,248	3,241,130	3,708,187	3,540,968		40,291,641

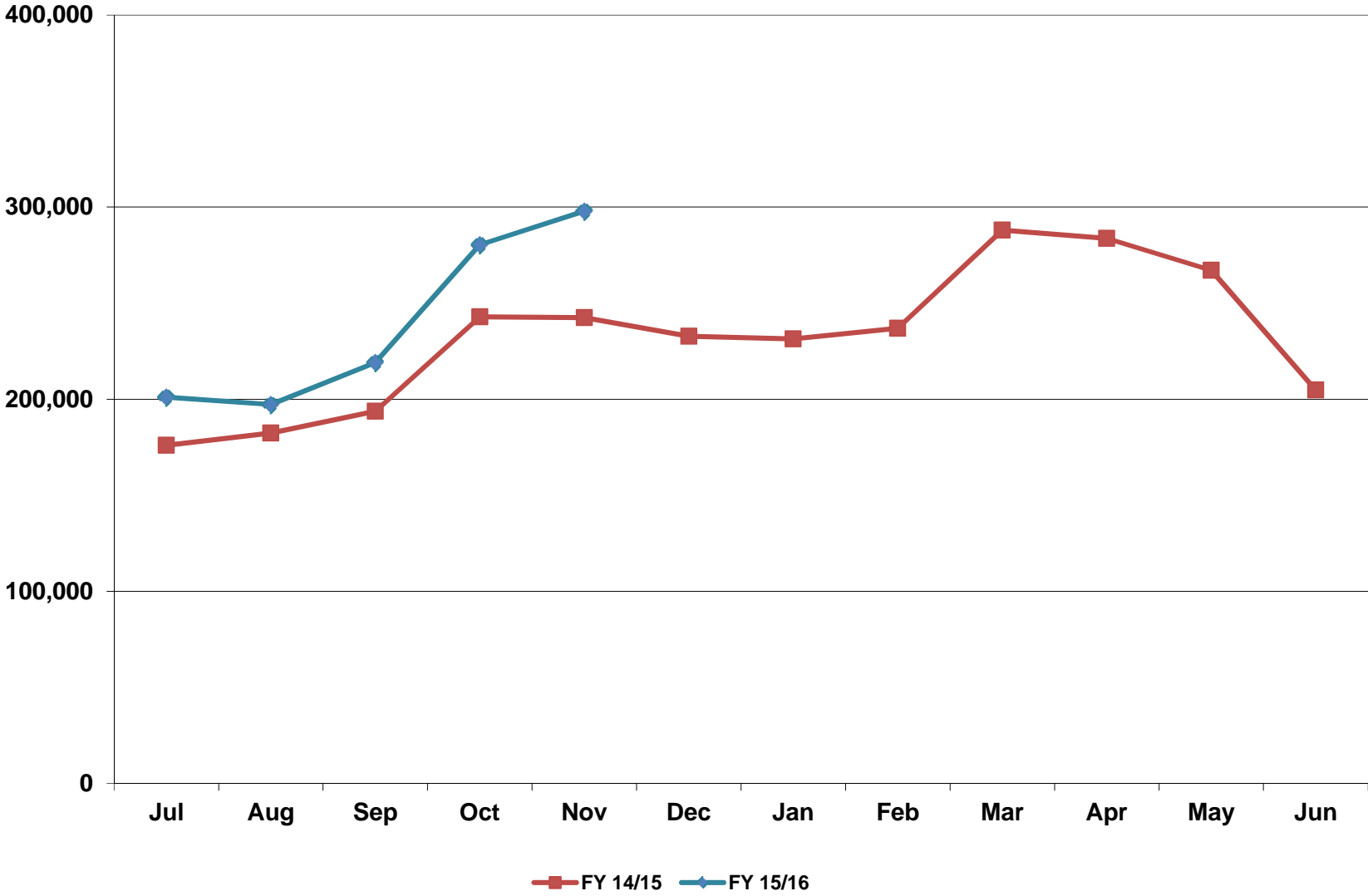
Sky Harbor International Airport
Landing Weights (in Thousands) Fiscal Year 2015/16 - All Airlines

Airline	Jul	Aug	Sep	Oct	Nov	Dec	Jan	Feb	Mar	Apr	May	Jun	Total
Air Canada	5,615	6,248	5,335	6,165	7,261								30,624
Alaska Airlines	26,197	25,645	25,368	27,177	32,565								136,952
American Airlines	1,164,236	1,103,004	919,703	1,049,129	997,304								5,233,376
British Airways	19,489	19,489	18,860	19,489	19,489								96,816
Delta Air Lines	121,437	121,191	106,548	117,732	119,579								586,487
Frontier Airlines	25,948	20,604	19,495	20,401	18,783								105,231
Great Lakes Aviation	1,159	1,143	1,079	1,546	1,417								6,344
Hawaiian Airlines	9,920	9,920	9,550	10,485	9,525								49,400
jetBlue Airways	8,804	8,662	8,520	8,804	8,094								42,884
Southwest Airlines	650,400	626,656	583,954	610,698	598,216								3,069,924
Spirit Airlines	8,952	8,960	7,596	7,527	13,164								46,199
United Airlines	64,217	69,812	79,130	98,458	98,290								409,907
Volaris	1,892	1,892	1,746	1,746	2,887								10,163
WestJet	8,033	7,870	7,670	15,117	30,448								69,138
Passenger	2,116,299	2,031,096	1,794,554	1,999,292	1,962,570								9,903,811
ABX Air	640	320	320		1,532								2,812
Ameriflight	4,768	4,700	5,148	5,070	3,962								23,648
DHL Express/Atlas Air	13,018	11,886	12,169	12,240	10,608								59,921
Air Transport International													
Empire Airlines	842	816	816	884	901								4,259
Federal Express	63,339	59,320	63,392	63,714	60,902								310,667
IFL Group	1,160	986	1,044	1,044	870								5,104
United Parcel Service	38,829	33,459	36,467	38,933	37,710								185,398
Cargo	122,596	111,487	119,356	121,885	122,711								598,035
Grand Total	2,238,895	2,142,583	1,913,910	2,121,177	2,085,281								10,501,846

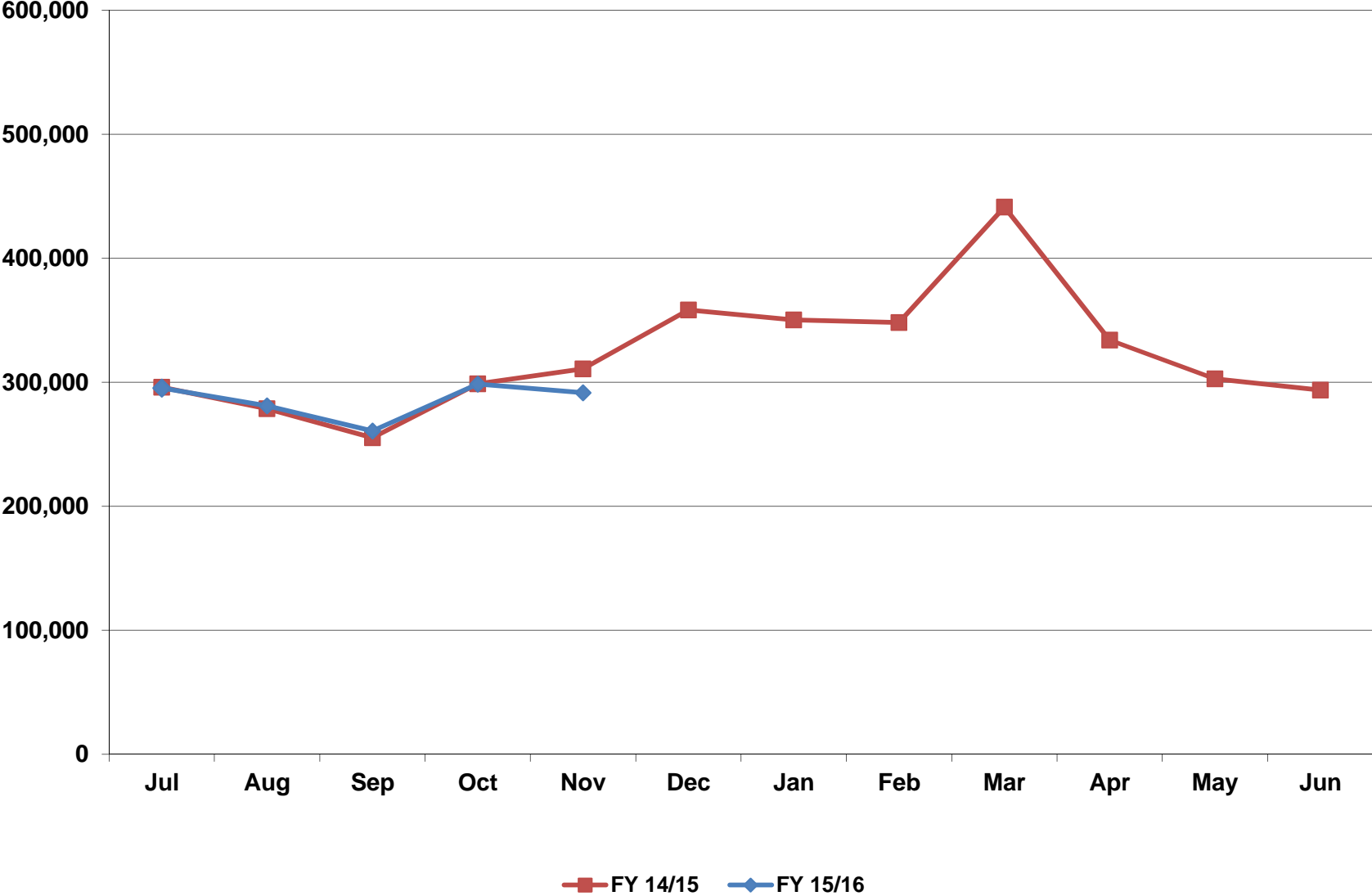
Sky Harbor International Airport
Landing Weights (in Thousands) Fiscal Year 2015/16 - Rates & Charges Airlines

Airline	Jul	Aug	Sep	Oct	Nov	Dec	Jan	Feb	Mar	Apr	May	Jun	Total
Air Canada	5,615	6,248	5,335	6,165	7,261								30,624
Alaska Airlines	26,197	25,645	25,368	27,177	32,565								136,952
American Airlines	1,164,236	1,103,004	919,703	1,049,129	997,304								5,233,376
British Airways	19,489	19,489	18,860	19,489	19,489								96,816
Delta Air Lines	121,437	121,191	106,548	117,732	119,579								586,487
Frontier Airlines	25,948	20,604	19,495	20,401	18,783								105,231
Great Lakes Aviation	1,159	1,143	1,079	1,546	1,417								6,344
Hawaiian Airlines	9,920	9,920	9,550	10,485	9,525								49,400
jetBlue Airways	8,804	8,662	8,520	8,804	8,094								42,884
Southwest Airlines	650,400	626,656	583,954	610,698	598,216								3,069,924
Spirit Airlines	8,952	8,960	7,596	7,527	13,164								46,199
United Airlines	64,217	69,812	79,130	98,458	98,290								409,907
Volaris	1,892	1,892	1,746	1,746	2,887								10,163
WestJet	8,033	7,870	7,670	15,117	30,448								69,138
Passenger	2,116,299	2,031,096	1,794,554	1,999,292	1,962,570								9,903,811
ABX Air	640	320	320		1,532								2,812
DHL Express/Atlas Air	13,018	11,886	12,169	12,240	10,608								59,921
Federal Express	63,339	59,320	63,392	63,714	60,902								310,667
IFL Group	1,160	986	1,044	1,044	870								5,104
United Parcel Service	38,829	33,459	36,467	38,933	37,710								185,398
Cargo	116,986	105,971	113,392	115,931	111,622								563,902
Grand Total	2,233,285	2,137,067	1,907,946	2,115,223	2,074,192								10,467,713

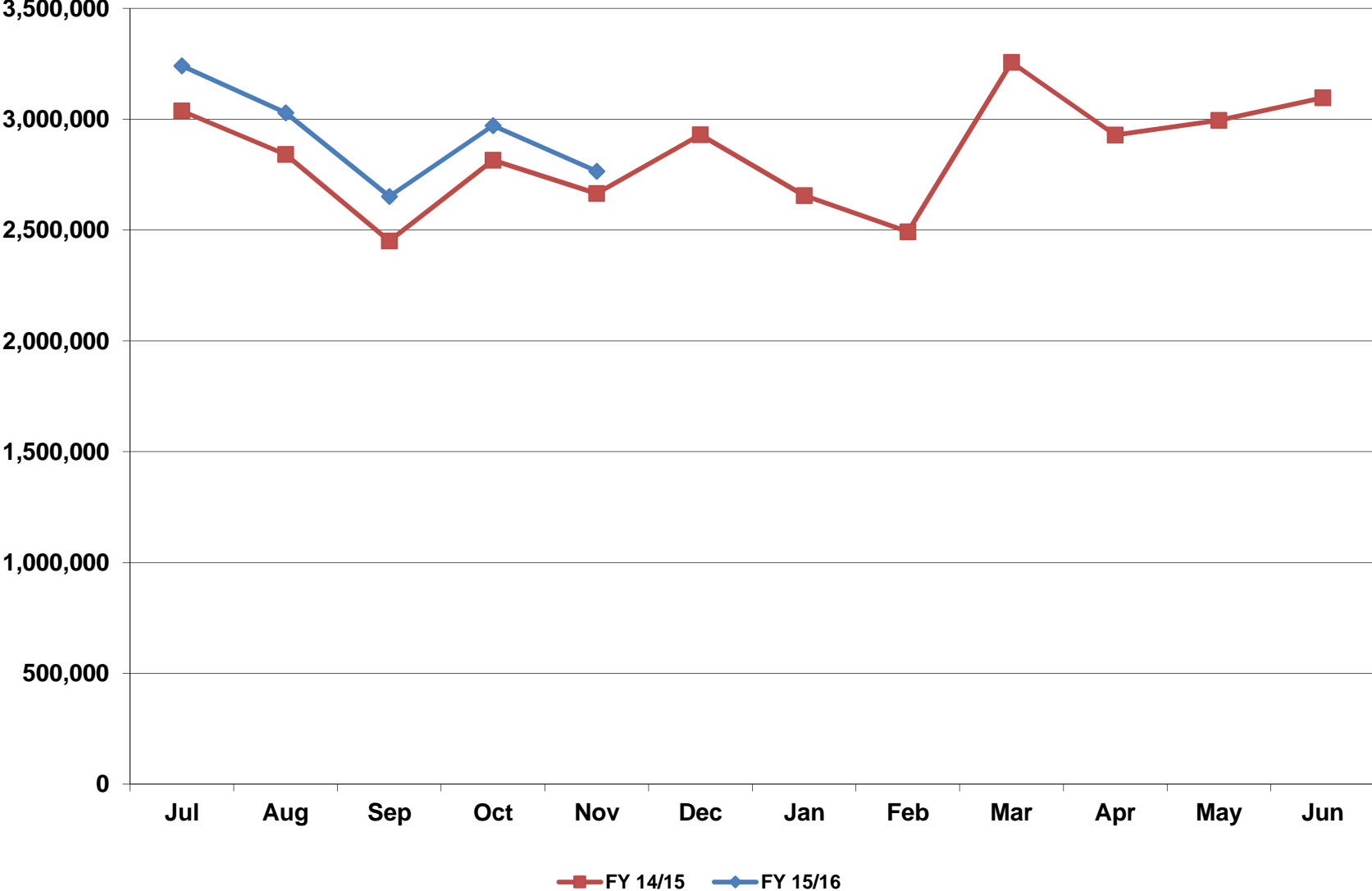
Phoenix Sky Harbor International Airport
Domestic Enplaned/Deplaned Passengers Terminal 2
November 2015



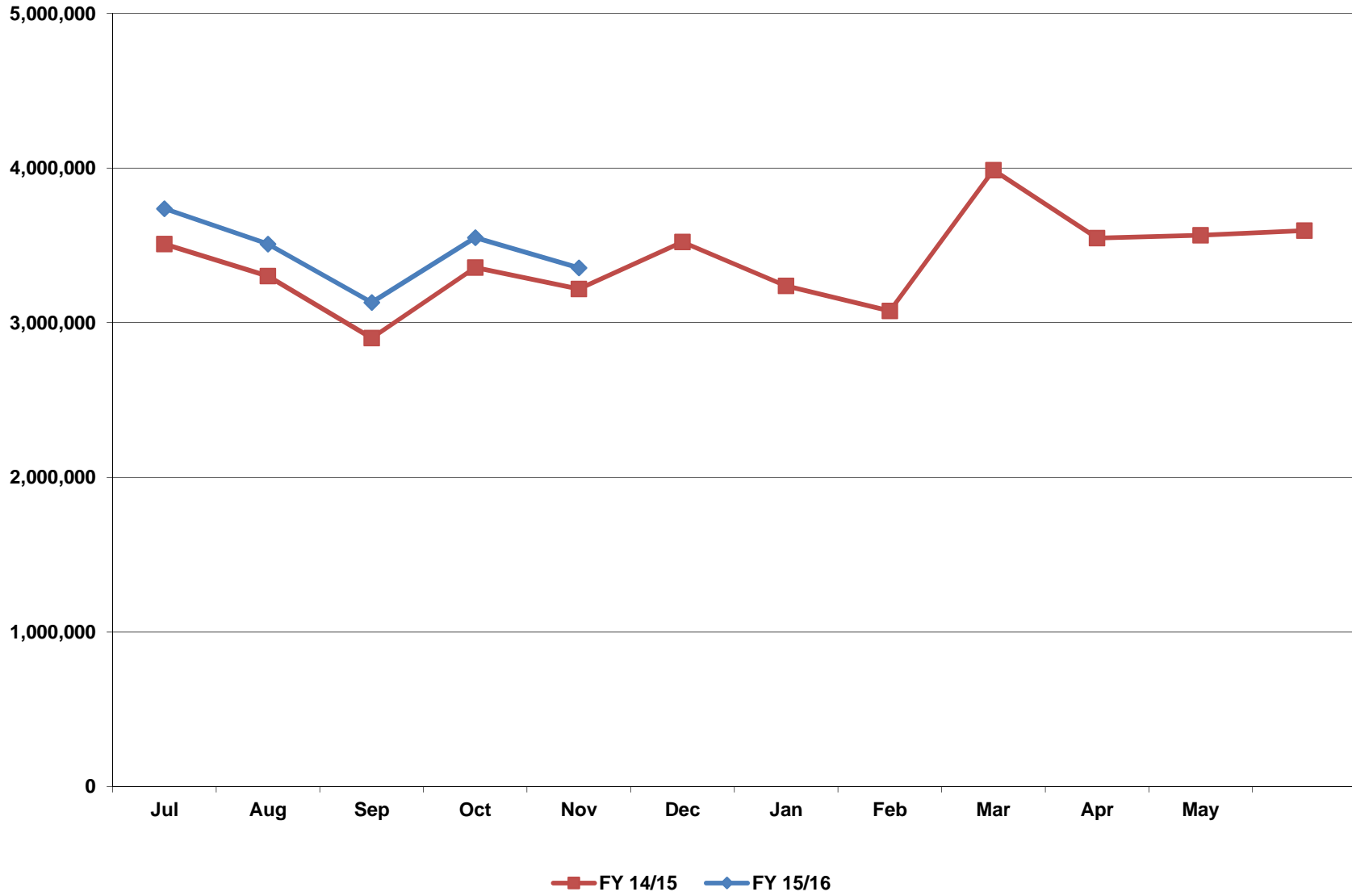
Phoenix Sky Harbor International Airport
Domestic Enplaned/Deplaned Passengers Terminal 3
November 2015



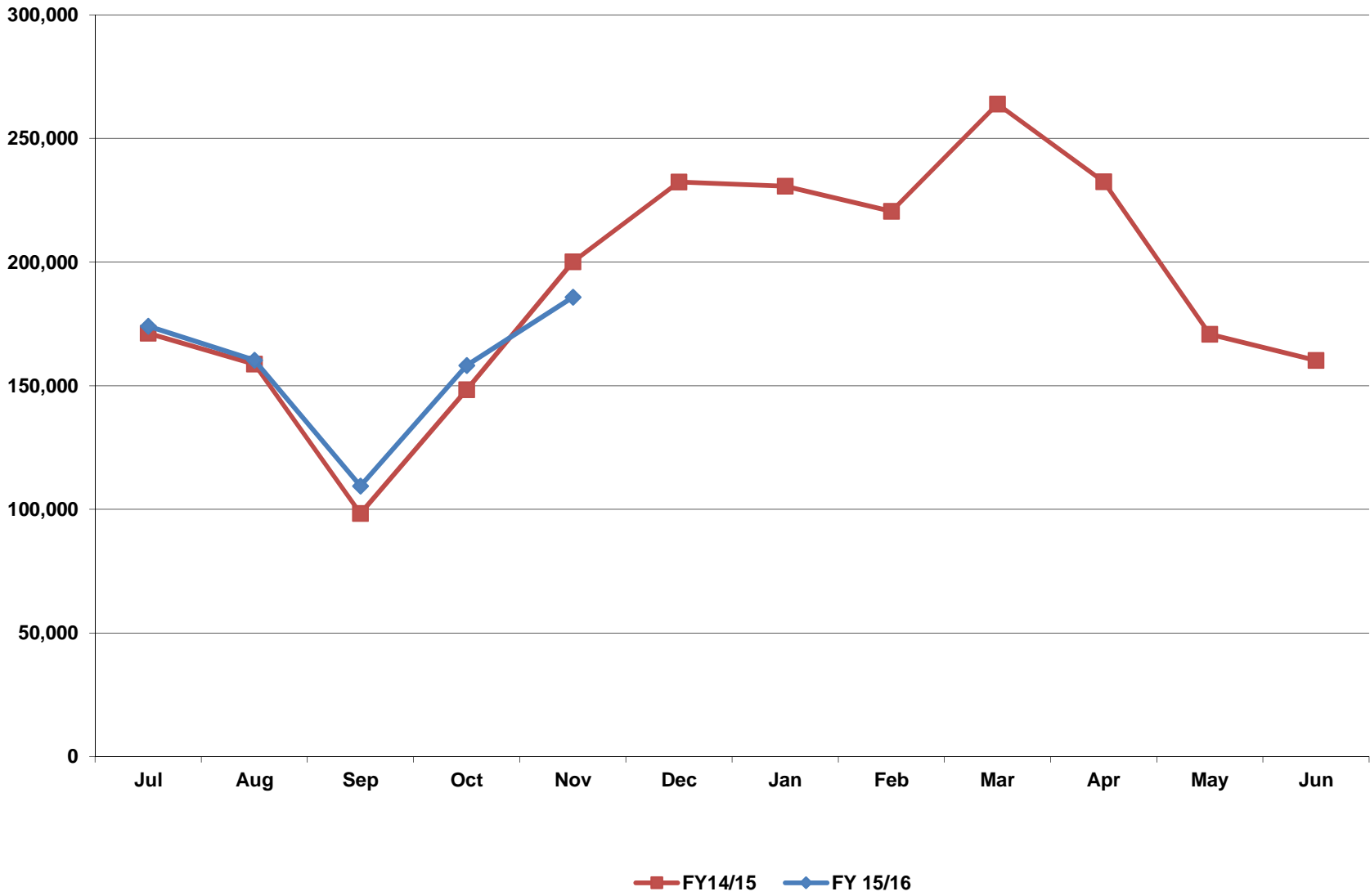
Phoenix Sky Harbor International Airport
Domestic Enplaned/Deplaned Passengers Terminal 4
November 2015



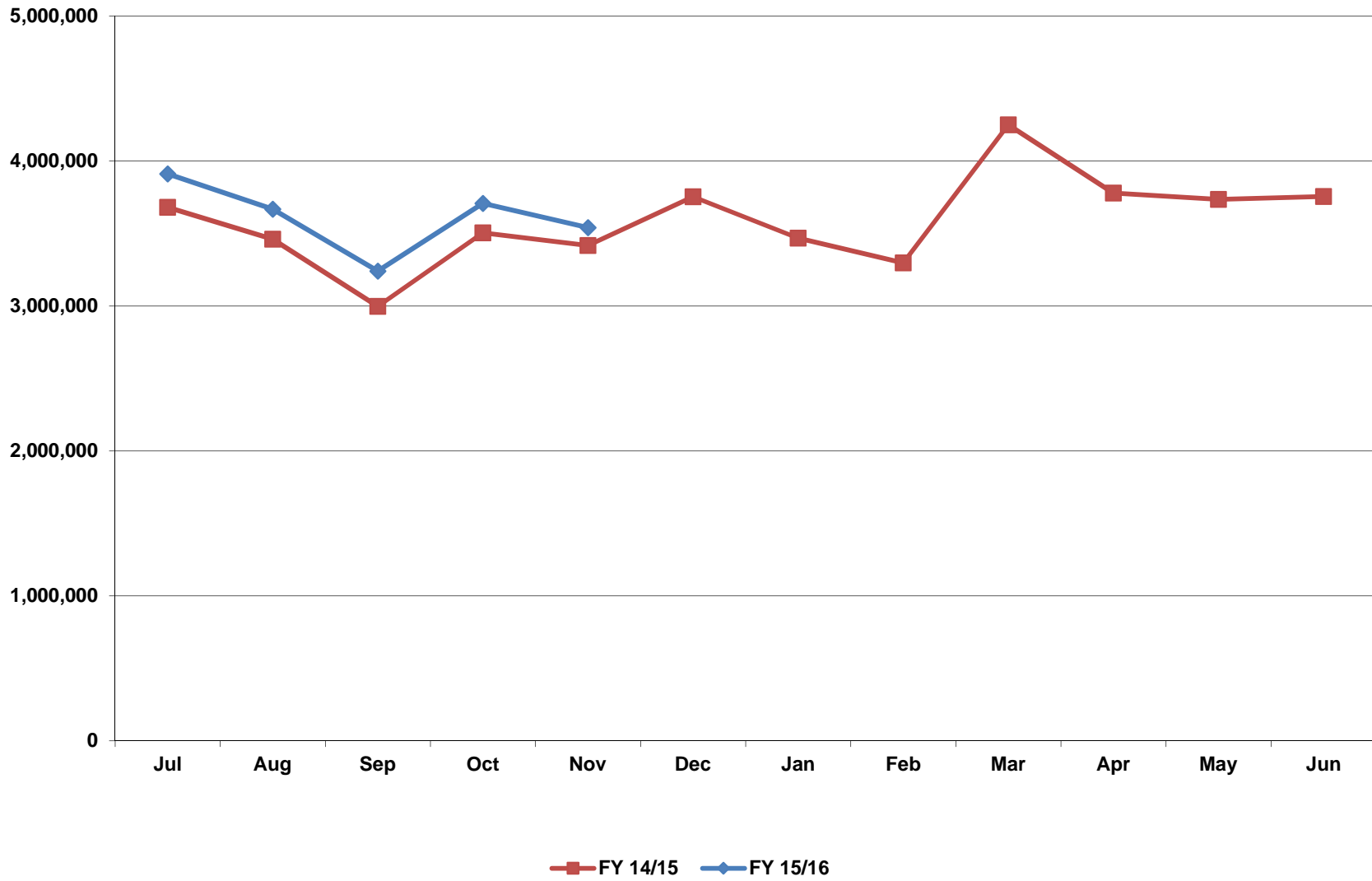
Phoenix Sky Harbor International Airport
Total Domestic Enplaned/Deplaned Passengers
November 2015



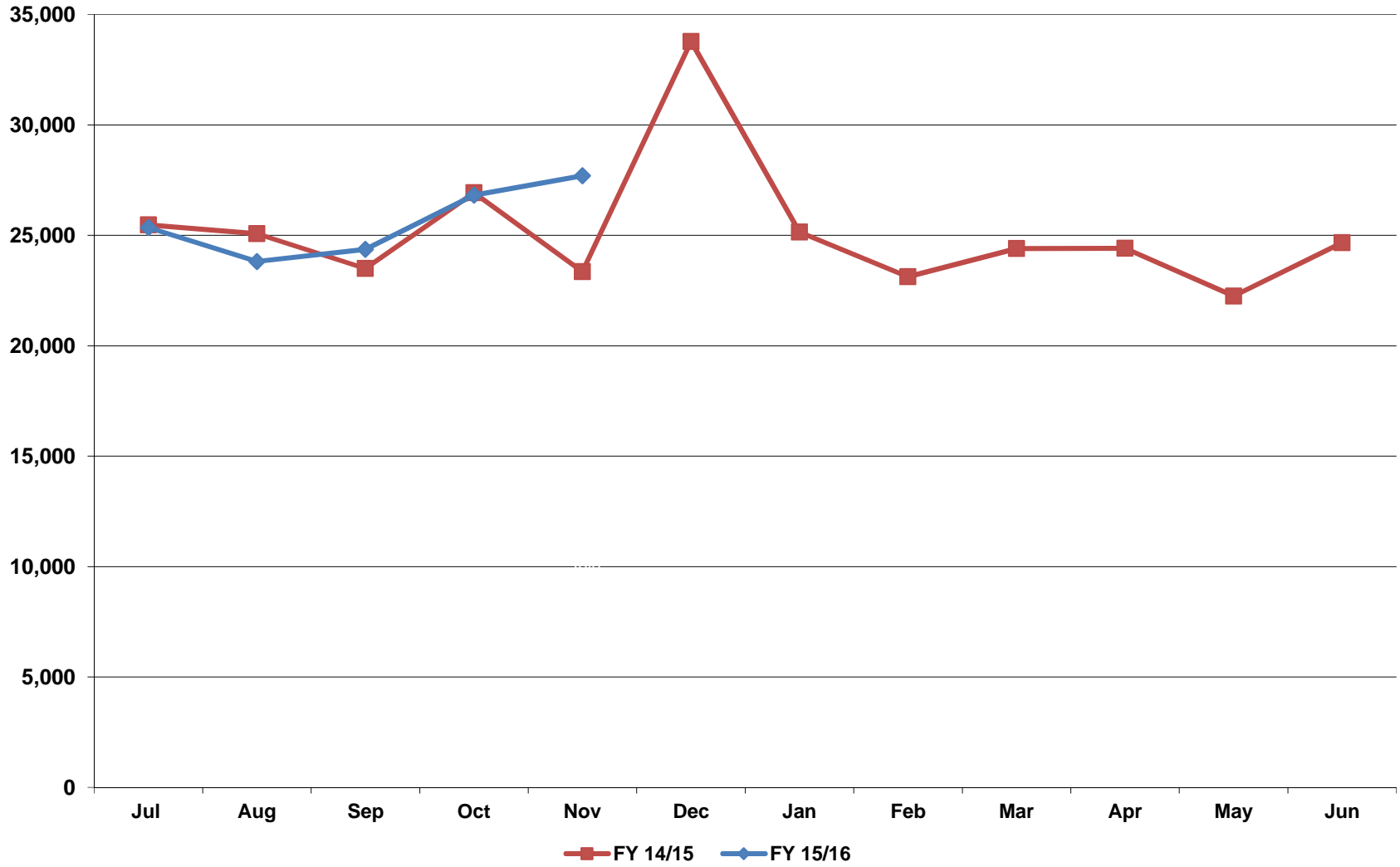
Phoenix Sky Harbor International Airport
Total International Enplaned/Deplaned Passengers
November 2015



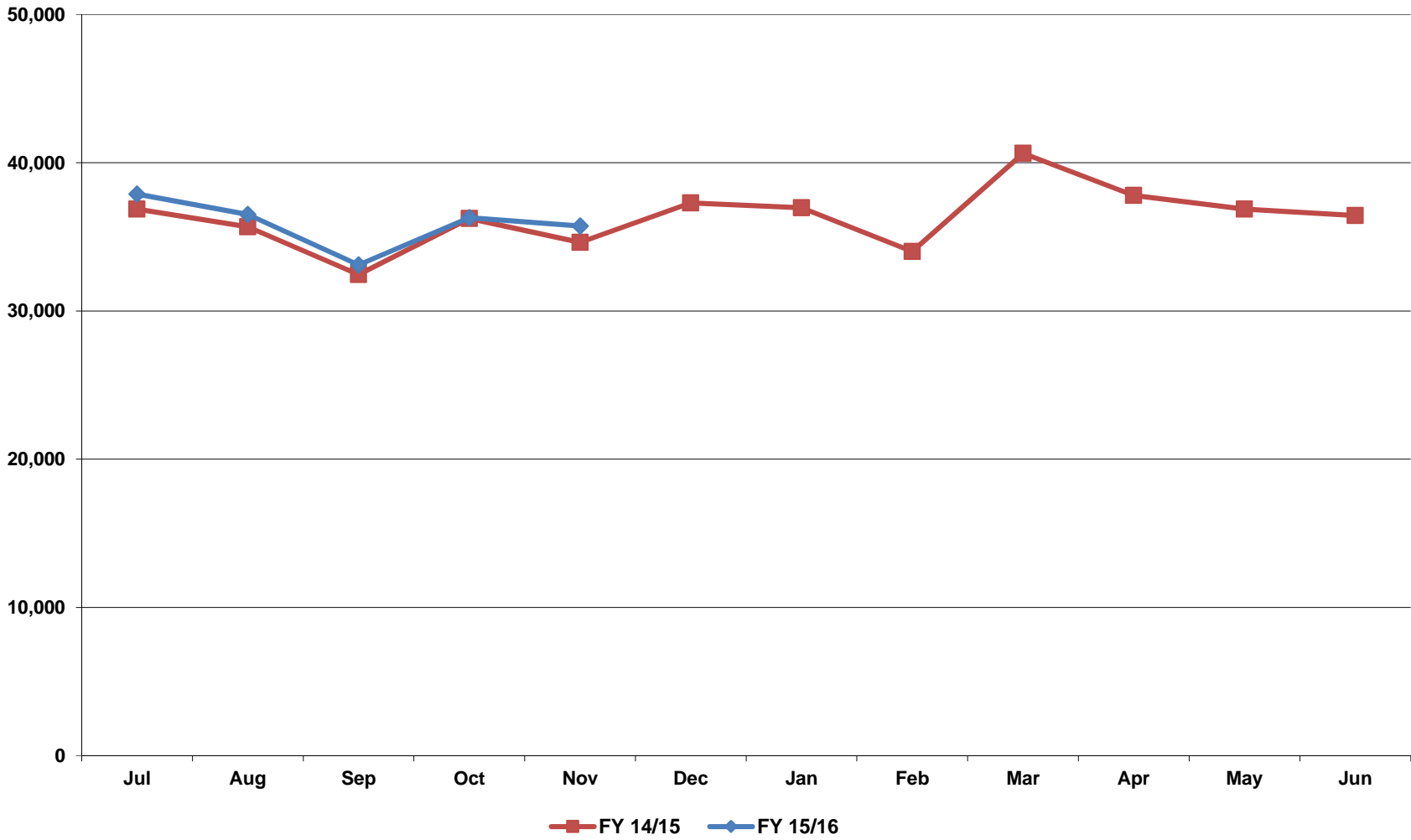
Phoenix Sky Harbor International Airport
Total Enplaned/Deplaned Passengers
November 2015



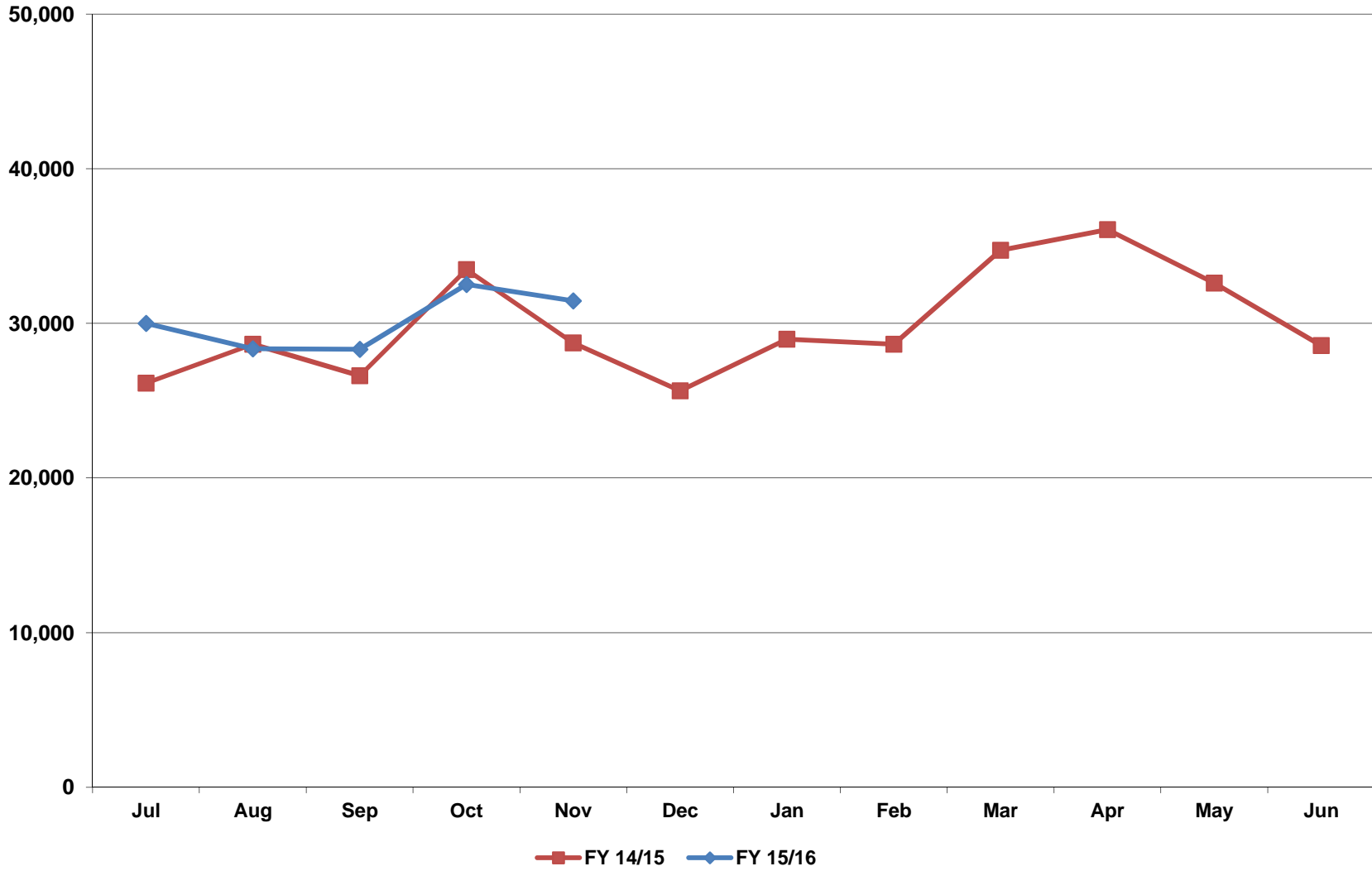
Phoenix Sky Harbor International Airport
Total Enplaned/Deplaned Cargo (Tons)
November 2015



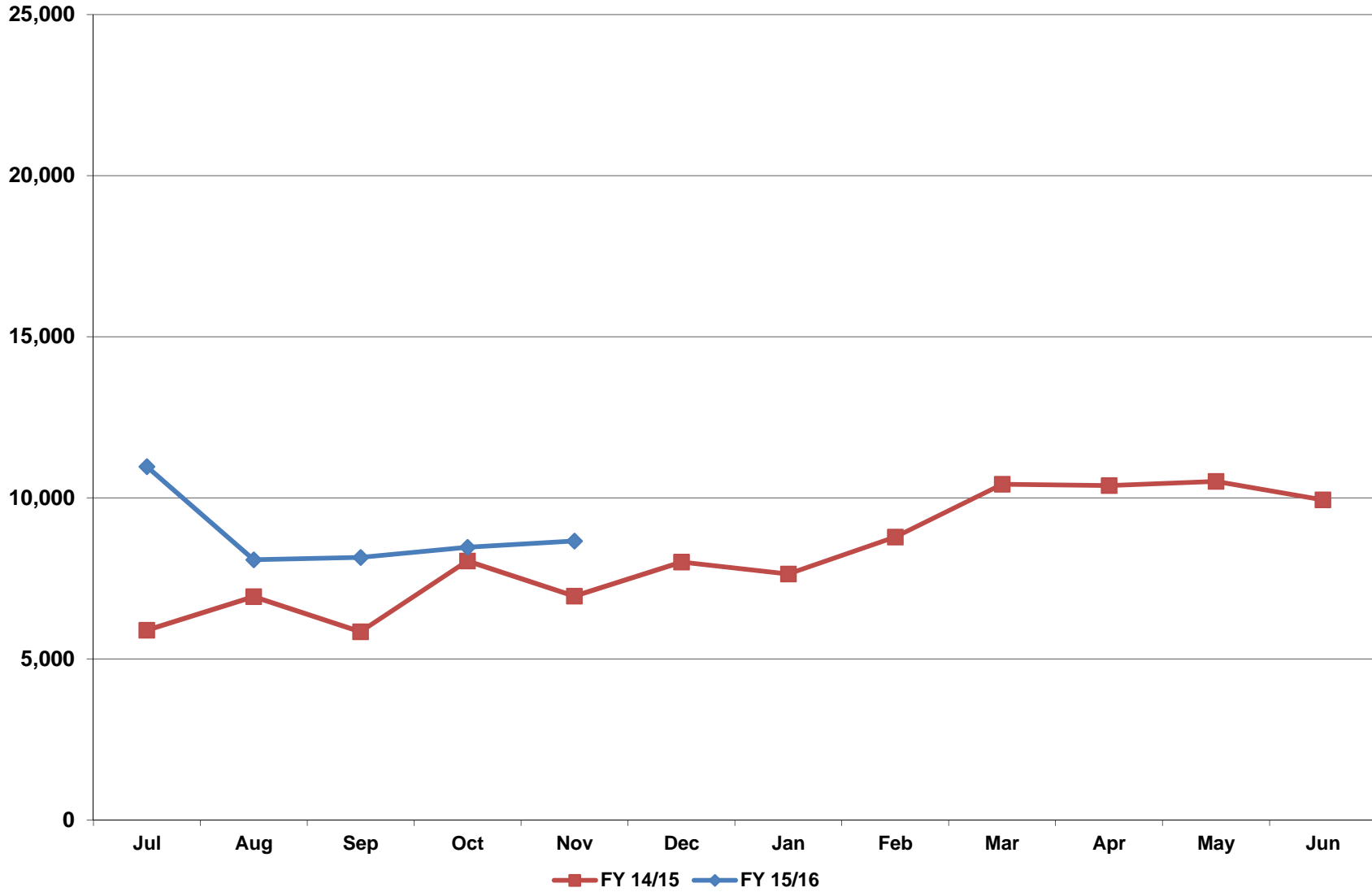
Phoenix Sky Harbor International Airport
Aircraft Operations
November 2015



Deer Valley Airport
Aircraft Operations
November 2015



Goodyear Airport
Aircraft Operations
November 2015



**City of Phoenix Aviation Department
Sky Harbor International Airport
Financial Management Division
Monthly Statistical Reports – December 2015
Table of Contents**

Reports:

- 1 Passengers, Cargo, and Aircraft Operations
- 2 Passenger Activity Report
- 3 Passenger and Activity Worksheet December 2015
- 4 Passenger and Activity Worksheet December 2014
- 5 Enplaned Passengers by Carrier for Fiscal Year 2015/16
- 6 Deplaned Passengers by Carrier for Fiscal Year 2015/16
- 7 Total Passengers by Carrier for Fiscal Year 2015/16
- 8 Enplaned Passengers by Carrier for Calendar Year 2015
- 9 Deplaned Passengers by Carrier for Calendar Year 2015
- 10 Total Passengers by Carrier for Calendar Year 2015
- 11 Airline Landing Weights – All Airlines for Fiscal Year 2015/16
- 12 Airline Landing Weights – Rates & Charges Airlines Only for Fiscal Year 2015/16

Graphs:

- 1 Domestic Enplaned / Deplaned Passengers Terminal 2
- 2 Domestic Enplaned / Deplaned Passengers Terminal 3
- 3 Domestic Enplaned / Deplaned Passengers Terminal 4
- 4 Total Domestic Enplaned / Deplaned Passengers
- 5 Total International Enplaned / Deplaned Passengers
- 6 Total Enplaned / Deplaned Passengers
- 7 Total Enplaned / Deplaned Cargo (in Tons)
- 8 Sky Harbor International Airport Aircraft Operations
- 9 Deer Valley Airport Aircraft Operations
- 10 Goodyear Airport Aircraft Operations

PASSENGERS, CARGO, AND AIRCRAFT OPERATIONS AT PHOENIX AIRPORTS: December 2015

December	2015	2014	%Chg	Fiscal YTD 2015/16	Fiscal YTD 2014/2015	%Chg	Calendar YTD 2015	Calendar YTD 2014	%Chg
PASSENGERS									
T2	148,155	116,959	26.7%	740,690	628,446	17.9%	1,507,457	1,332,039	13.2%
T3	151,643	178,142	-14.9%	852,435	889,868	-4.2%	1,887,435	1,990,282	-5.2%
T4	1,440,575	1,446,201	-0.4%	8,726,995	8,288,936	5.3%	17,466,729	16,551,416	5.5%
International	106,371	114,798	-7.3%	493,007	493,936	-0.2%	1,138,889	1,124,812	1.3%
Total Enplaned	1,846,744	1,856,100	-0.5%	10,813,127	10,301,186	5.0%	22,000,510	20,998,549	4.8%
T2	148,292	115,859	28.0%	754,108	641,736	17.5%	1,499,279	1,350,626	11.0%
T3	151,217	180,193	-16.1%	877,807	907,770	-3.3%	1,912,935	1,996,207	-4.2%
T4	1,459,603	1,467,574	-0.5%	8,831,123	8,421,627	4.9%	17,452,196	16,616,097	5.0%
International	104,893	117,563	-10.8%	506,136	515,095	-1.7%	1,138,920	1,144,366	-0.5%
Total Deplaned	1,864,005	1,881,189	-0.9%	10,969,174	10,486,228	4.6%	22,003,330	21,107,296	4.2%
Total	3,710,749	3,737,289	-0.7%	21,782,301	20,787,414	4.8%	44,003,840	42,105,845	4.5%
CARGO									
Freight enplaned	19,428	16,422	18.3%	77,667	73,846	5.2%	143,860	144,162	-0.2%
Freight deplaned	15,396	13,138	17.2%	64,544	61,159	5.5%	121,141	122,013	-0.7%
Total Freight	34,824	29,560	17.8%	142,211	135,005	5.3%	265,001	266,175	-0.4%
Mail enplaned	2,521	2,538	-0.7%	12,240	13,615	-10.1%	23,645	26,872	-12.0%
Mail deplaned	2,679	1,686	58.9%	13,773	9,489	45.1%	22,373	19,783	13.1%
Total Mail	5,200	4,224	23.1%	26,013	23,104	12.6%	46,018	46,655	-1.4%
Total (Tons)	40,024	33,784	18.5%	168,224	158,109	6.4%	311,019	312,830	-0.6%
AIRCRAFT OPERATIONS									
Air Carrier/Air Taxi	35,994	35,433	1.6%	205,580	202,189	1.7%	414,936	407,331	1.9%
General Aviation	1,901	1,649	15.3%	10,910	9,769	11.7%	22,553	20,579	9.6%
Military	257	214	20.1%	1,192	1,250	-4.6%	2,922	2,551	14.5%
Sky Harbor International	38,152	37,296	2.3%	217,682	213,208	2.1%	440,411	430,461	2.3%
Air Carrier/Air Taxi	500	393	27.2%	2,505	2,506	0.0%	5,550	5,383	3.1%
General Aviation	28,974	25,238	14.8%	177,619	166,697	6.6%	363,984	334,024	9.0%
Military	6	5	20.0%	39	45	-13.3%	225	86	161.6%
Deer Valley Airport	29,480	25,636	15.0%	180,163	169,248	6.4%	369,759	339,493	8.9%
Air Carrier/Air Taxi	465	516	-9.9%	2,577	2,657	-3.0%	6,602	4,164	58.5%
General Aviation	8,702	7,169	21.4%	49,154	36,993	32.9%	100,123	75,354	32.9%
Military	184	323	-43.0%	1,937	2,006	-3.4%	4,605	3,998	15.2%
Goodyear Airport	9,351	8,008	16.8%	53,668	41,656	28.8%	111,330	83,516	33.3%
Total	76,983	70,940	8.5%	451,513	424,112	6.5%	921,500	853,470	8.0%

Passenger Activity Report * * * Sky Harbor International Airport * * * December 2015

Airline	Enplaned Passengers			Deplaned Passengers			Total Passengers		
	2015	2014	% Chg	2015	2014	% Chg	2015	2014	% Chg
TERMINAL 2									
Alaska Airlines	31,355	33,732	-7.0%	31,031	33,064	-6.1%	62,386	66,796	-6.6%
Boutique Air	416		N/A	408		N/A	824		N/A
Great Lakes Aviation	120	333	-64.0%	117	325	-64.0%	237	658	-64.0%
MN Airlines dba Sun Country	5,868		N/A	6,205		N/A	12,073		N/A
Spirit Airlines	17,921		N/A	18,238		N/A	36,159		N/A
United Airlines	92,475	82,894	11.6%	92,293	82,470	11.9%	184,768	165,364	11.7%
Total	148,155	116,959	26.7%	148,292	115,859	28.0%	296,447	232,818	27.3%
TERMINAL 3									
Delta Air Lines	118,692	108,943	8.9%	118,246	109,921	7.6%	236,938	218,864	8.3%
Frontier Airlines	17,913	31,428	-43.0%	17,719	31,464	-43.7%	35,632	62,892	-43.3%
Hawaiian Airlines	7,627	7,611	0.2%	7,436	7,636	-2.6%	15,063	15,247	-1.2%
jetBlue Airways	7,411	7,337	1.0%	7,816	7,815	0.0%	15,227	15,152	0.5%
MN Airlines dba Sun Country		4,793	-100.0%		5,061	-100.0%		9,854	-100.0%
Spirit Airlines		18,030	-100.0%		18,296	-100.0%		36,326	-100.0%
Total	151,643	178,142	-14.9%	151,217	180,193	-16.1%	302,860	358,335	-15.5%
TERMINAL 4									
Air Canada	8,401	9,305	-9.7%	10,529	10,991	-4.2%	18,930	20,296	-6.7%
American Airlines	196,433	224,699	-12.6%	206,289	236,734	-12.9%	402,722	461,433	-12.7%
British Airways	8,170	8,607	-5.1%	8,948	8,440	6.0%	17,118	17,047	0.4%
Southwest Airlines	581,223	576,007	0.9%	582,765	576,368	1.1%	1,163,988	1,152,375	1.0%
US Airways	722,204	714,415	1.1%	728,028	722,861	0.7%	1,450,232	1,437,276	0.9%
Volaris	2,281	2,097	8.8%	2,201	2,058	6.9%	4,482	4,155	7.9%
WestJet	28,234	25,869	9.1%	25,736	27,685	-7.0%	53,970	53,554	0.8%
Total	1,546,946	1,560,999	-0.9%	1,564,496	1,585,137	-1.3%	3,111,442	3,146,136	-1.1%
GRAND TOTAL	1,846,744	1,856,100	-0.5%	1,864,005	1,881,189	-0.9%	3,710,749	3,737,289	-0.7%

Spirit Airlines and Sun Country moved to T2 Apr 2015

Sky Harbor International Airport - Passenger and Activity Worksheet December 2015

Airline	Enplaned Passengers				Deplaned Passengers			Freight		Mail		Landed Weight	Landings				
	Domestic	Connect	Internat'l	Total	Domestic	Internat'l	Total	Enplaned	Deplaned	Enplaned	Deplaned						
TERMINAL 2																	
Alaska Airlines	31,355			31,355	31,031		31,031	13,061	57,165	18,003	392	31,221,900	215				
Boutique Air	416			416	408		408					1,359,040	137				
Great Lakes Aviation	120			120	117		117	3	1			998,200	62				
MN Airlines dba Sun Country	5,868			5,868	6,205		6,205		164	58,006	142,961	6,957,600	48				
Spirit Airlines	17,921			17,921	18,238		18,238					17,299,542	119				
United Airlines	92,475			92,475	92,293		92,293	27,599	84,186	298,409	372,930	96,434,100	779				
Subtotal Terminal 2	148,155			148,155	148,292		148,292	40,663	141,516	374,418	516,283	154,270,382	1,360				
TERMINAL 3																	
Delta Air Lines	118,692			118,692	118,246		118,246	106,604	81,173	350,145	504,674	127,914,497	929				
Frontier Airlines	17,913			17,913	17,719		17,719					16,922,260	121				
Hawaiian Airlines	7,627			7,627	7,436		7,436	72,307	53,483			9,870,000	31				
jetBlue Airways	7,411			7,411	7,816		7,816					9,230,000	65				
Subtotal Terminal 3	151,643			151,643	151,217		151,217	178,911	134,656	350,145	504,674	163,936,757	1,146				
TERMINAL 4																	
Air Canada			8,401	8,401		10,529	10,529	8,909	1,358			11,967,600	79				
American Airlines	603,247	256,105	59,285	918,637	876,838	57,479	934,317	665,031	448,437	4,265,597	4,317,511	1,075,303,200	8,579				
British Airways			8,170	8,170		8,948	8,948	132,101	382,133			18,860,160	30				
Southwest Airlines	442,086	139,137		581,223	582,765		582,765	1,453,583	1,505,472			621,064,000	4,828				
Volaris			2,281	2,281		2,201	2,201					2,442,717	17				
WestJet			28,234	28,234		25,736	25,736					32,558,000	235				
Subtotal Terminal 4	1,045,333	395,242	106,371	1,546,946	1,459,603	104,893	1,564,496	2,259,624	2,337,400	4,265,597	4,317,511	1,762,195,677	13,768				
Total Passenger Airlines	1,345,131	395,242	106,371	1,846,744	1,759,112	104,893	1,864,005	2,479,198	2,613,572	4,990,160	5,338,468	2,080,402,816	16,274				
AIR CARGO (SOUTH)																	
Federal Express								15,918,854	10,894,295			120,782,300	341				
United Parcel Service								13,779,740	10,784,747	52,383	20,304	94,575,640	265				
Subtotal Air Cargo (South)								29,698,594	21,679,042	52,383	20,304	215,357,940	606				
AIR CARGO (WEST)																	
ABX Air								283,825	149,385			1,698,000	6				
Ameriflight								493,920	475,235			4,680,158	317				
DHL Express/Atlas Air								4,362,668	4,285,714			13,572,000	47				
Air Transport International								1,248,735	1,248,297			8,159,000	29				
Empire Airlines								152,465	111,030			1,045,500	123				
IFL Group								136,606	230,007			1,044,000	18				
Subtotal Air Cargo (West)								6,678,219	6,499,668			30,198,658	540				
Total Cargo Airlines								36,376,813	28,178,710	52,383	20,304	245,556,598	1,146				
Grand Total	1,345,131	395,242	106,371	1,846,744	1,759,112	104,893	1,864,005	38,856,011	30,792,282	5,042,543	5,358,772	2,325,959,414	17,420				
Total All Passengers:	3,710,749							Total Air Cargo in Tons:	19,428	+	15,396	+	2,521	+	2,679	=	40,025

Sky Harbor International Airport - Passenger and Activity Worksheet December 2014

Airline	Enplaned Passengers				Deplaned Passengers			Freight		Mail		Landed Weight	Landings				
	Domestic	Connect	Internat'l	Total	Domestic	Internat'l	Total	Enplaned	Deplaned	Enplaned	Deplaned						
TERMINAL 2																	
Alaska Airlines	33,732			33,732	33,064		33,064	6,474	37,426			30,915,800	216				
Great Lakes Aviation	333			333	325		325	116	79			1,304,100	81				
United Airlines	82,894			82,894	82,470		82,470	56,703	80,094	396,746	392,907	88,633,392	729				
Subtotal Terminal 2	116,959			116,959	115,859		115,859	63,293	117,599	396,746	392,907	120,853,292	1,026				
TERMINAL 3																	
Delta Air Lines	108,943			108,943	109,921		109,921	81,398	65,916	300,225	389,278	123,995,338	840				
Frontier Airlines	31,428			31,428	31,464		31,464					32,272,780	234				
Hawaiian Airlines	7,611			7,611	7,636		7,636	89,276	47,665			9,795,000	31				
jetBlue Airways	7,337			7,337	7,815		7,815					8,520,000	60				
Spirit Airlines	18,030			18,030	18,296		18,296					18,042,496	124				
Subtotal Terminal 3	178,142			178,142	180,193		180,193	170,674	123,800	382,449	509,619	198,106,414	1,327				
TERMINAL 4																	
Air Canada			9,305	9,305		10,991	10,991	1,887	995			12,519,200	92				
American Airlines	72,810			72,810	77,918		77,918	28,781	55,491	39,278	59,383	75,438,500	556				
British Airways			8,607	8,607		8,440	8,440	306,134	416,079			18,860,160	30				
Southwest Airlines	421,281	154,726		576,007	576,368		576,368	1,877,828	1,783,356			610,924,000	4,775				
US Airways	460,228	337,156	68,920	866,304	813,288	68,389	881,677	680,712	450,641	4,125,639	2,276,192	1,010,394,100	8,052				
Volaris			2,097	2,097		2,058	2,058					2,328,080	16				
WestJet			25,869	25,869		27,685	27,685					33,212,400	240				
Subtotal Terminal 4	954,319	491,882	114,798	1,560,999	1,467,574	117,563	1,585,137	2,895,342	2,706,562	4,164,917	2,335,575	1,763,676,440	13,761				
Total Passenger Airlines	1,249,420	491,882	114,798	1,856,100	1,763,626	117,563	1,881,189	3,129,309	2,947,961	4,944,112	3,238,101	2,082,636,146	16,114				
AIR CARGO (SOUTH)																	
Federal Express								16,612,122	11,950,549			106,952,900	279				
United Parcel Service								10,729,527	8,869,056	131,618	133,836	75,438,120	219				
Subtotal Air Cargo (South)								27,341,649	20,819,605	131,618	133,836	182,391,020	498				
AIR CARGO (WEST)																	
ABX Air								1,682,580	1,804,767			11,512,000	42				
Ameriflight								414,016	389,584			4,245,948	293				
Empire Airlines								142,899	95,813			1,011,500	119				
IFL Group								132,784	217,332			986,000	17				
Subtotal Air Cargo (West)								2,372,279	2,507,496			17,755,448	471				
Total Cargo Airlines								29,713,928	23,327,101	131,618	133,836	200,146,468	969				
Grand Total	1,249,420	491,882	114,798	1,856,100	1,763,626	117,563	1,881,189	32,843,237	26,275,062	5,075,730	3,371,937	2,282,782,614	17,083				
Total All Passengers:	3,737,289							Total Air Cargo in Tons:	16,422	+	13,138	+	2,538	+	1,686	=	33,783

Sky Harbor International Airport - Enplaned Passengers by Carrier
Fiscal Year 2015/16

Airline	Jul	Aug	Sep	Oct	Nov	Dec	Jan	Feb	Mar	Apr	May	Jun	Total
TERMINAL 2													
Alaska Airlines	27,894	25,284	24,203	27,538	32,160	31,355							168,434
Boutique Air		349	344	352	335	416							1,796
Great Lakes Aviation	397	347	345	381	249	120							1,839
MN Airlines dba Sun Country				4,000	4,880	5,868							14,748
Spirit Airlines	8,926	7,427	6,602	7,265	13,246	17,921							61,387
United Airlines	62,686	63,985	76,349	97,925	99,066	92,475							492,486
Total	99,903	97,392	107,843	137,461	149,936	148,155							740,690
TERMINAL 3													
Delta Air Lines	110,207	103,484	95,790	110,412	112,575	118,692							651,160
Frontier Airlines	18,940	18,036	17,790	20,756	19,469	17,913							112,904
Hawaiian Airlines	7,498	7,044	7,289	7,310	7,063	7,627							43,831
jetBlue Airways	7,440	7,417	7,266	7,831	7,175	7,411							44,540
Total	144,085	135,981	128,135	146,309	146,282	151,643							852,435
TERMINAL 4													
Air Canada	4,424	4,541	4,325	5,174	6,368	8,401							33,233
American Airlines	1,041,234	971,029	812,053	931,977	861,941	918,637							5,536,871
British Airways	8,699	9,487	9,510	9,484	7,611	8,170							52,961
Southwest Airlines	632,692	587,658	545,101	582,469	570,621	581,223							3,499,764
Volaris	1,647	1,361	1,012	1,083	1,425	2,281							8,809
WestJet	6,572	6,558	6,393	12,515	28,092	28,234							88,364
Total	1,695,268	1,580,634	1,378,394	1,542,702	1,476,058	1,546,946							9,220,002
GRAND TOTAL	1,939,256	1,814,007	1,614,372	1,826,472	1,772,276	1,846,744							10,813,127

Sky Harbor International Airport - Deplaned Passengers by Carrier
Fiscal Year 2015/16

Airline	Jul	Aug	Sep	Oct	Nov	Dec	Jan	Feb	Mar	Apr	May	Jun	Total
TERMINAL 2													
Alaska Airlines	27,022	26,232	26,093	29,872	32,496	31,031							172,746
Boutique Air		280	399	317	421	408							1,825
Great Lakes Aviation	353	354	348	386	267	117							1,825
MN Airlines dba Sun Country				4,730	4,715	6,205							15,650
Spirit Airlines	9,532	7,275	7,102	7,896	13,630	18,238							63,673
United Airlines	64,239	66,347	77,963	100,376	97,171	92,293							498,389
Total	101,146	100,488	111,905	143,577	148,700	148,292							754,108
TERMINAL 3													
Delta Air Lines	115,059	111,213	99,445	114,991	111,065	118,246							670,019
Frontier Airlines	20,696	18,226	18,294	21,528	19,809	17,719							116,272
Hawaiian Airlines	7,653	7,911	7,111	7,430	7,049	7,436							44,590
jetBlue Airways	7,844	7,687	7,775	8,381	7,423	7,816							46,926
Total	151,252	145,037	132,625	152,330	145,346	151,217							877,807
TERMINAL 4													
Air Canada	4,917	4,741	4,487	5,966	6,736	10,529							37,376
American Airlines	1,060,485	993,043	817,042	956,335	862,564	934,317							5,623,786
British Airways	10,048	9,578	9,682	10,259	8,785	8,948							57,300
Southwest Airlines	635,751	593,461	544,070	597,561	565,274	582,765							3,518,882
Volaris	2,060	1,857	1,136	1,371	1,746	2,201							10,371
WestJet	6,654	6,665	6,554	14,985	28,950	25,736							89,544
Total	1,719,915	1,609,345	1,382,971	1,586,477	1,474,055	1,564,496							9,337,259
GRAND TOTAL	1,972,313	1,854,870	1,627,501	1,882,384	1,768,101	1,864,005							10,969,174

Sky Harbor International Airport - Total Passengers by Carrier
Fiscal Year 2015/16

Airline	Jul	Aug	Sep	Oct	Nov	Dec	Jan	Feb	Mar	Apr	May	Jun	Total
TERMINAL 2													
Alaska Airlines	54,916	51,516	50,296	57,410	64,656	62,386							341,180
Boutique Air		629	743	669	756	824							3,621
Great Lakes Aviation	750	701	693	767	516	237							3,664
MN Airlines dba Sun Country				8,730	9,595	12,073							30,398
Spirit Airlines	18,458	14,702	13,704	15,161	26,876	36,159							125,060
United Airlines	126,925	130,332	154,312	198,301	196,237	184,768							990,875
Total	201,049	197,880	219,748	281,038	298,636	296,447							1,494,798
TERMINAL 3													
Delta Air Lines	214,697	225,266	195,235	225,403	223,640	236,938							1,321,179
Frontier Airlines	36,262	39,636	36,084	42,284	39,278	35,632							229,176
Hawaiian Airlines	14,955	15,151	14,400	14,740	14,112	15,063							88,421
jetBlue Airways	15,104	15,284	15,041	16,212	14,598	15,227							91,466
Total	281,018	295,337	260,760	298,639	291,628	302,860							1,730,242
TERMINAL 4													
Air Canada	9,341	9,282	8,812	11,140	13,104	18,930							70,609
American Airlines	2,101,719	1,964,072	1,629,095	1,888,312	1,724,505	1,852,954							11,160,657
British Airways	18,747	19,065	19,192	19,743	16,396	17,118							110,261
Southwest Airlines	1,268,443	1,181,119	1,089,171	1,180,030	1,135,895	1,163,988							7,018,646
Volaris	3,707	3,218	2,148	2,454	3,171	4,482							19,180
WestJet	13,226	13,223	12,947	27,500	57,042	53,970							177,908
Total	3,415,183	3,189,979	2,761,365	3,129,179	2,950,113	3,111,442							18,557,261
GRAND TOTAL	3,897,250	3,683,196	3,241,873	3,708,856	3,540,377	3,710,749							21,782,301

Sky Harbor International Airport - Enplaned Passengers by Carrier
Calendar Year 2015

Airline	Jan	Feb	Mar	Apr	May	Jun	Jul	Aug	Sep	Oct	Nov	Dec	Total
TERMINAL 2													
Alaska Airlines	30,099	33,019	39,150	36,534	34,433	28,135	27,894	25,284	24,203	27,538	32,160	31,355	369,804
Boutique Air								349	344	352	335	416	1,796
Great Lakes Aviation	162	150	212	188	318	256	397	347	345	381	249	120	3,125
MN Airlines dba Sun Country				4,939	2,620					4,000	4,880	5,868	22,307
Spirit Airlines				14,458	8,536	8,415	8,926	7,427	6,602	7,265	13,246	17,921	92,796
United Airlines	79,853	88,310	105,020	90,758	93,092	68,110	62,686	63,985	76,349	97,925	99,066	92,475	1,017,629
Total	110,114	121,479	144,382	146,877	138,999	104,916	99,903	97,392	107,843	137,461	149,936	148,155	1,507,457
TERMINAL 3													
Delta Air Lines	104,691	111,331	147,769	130,008	117,916	112,760	110,207	103,484	95,790	110,412	112,575	118,692	1,375,635
Frontier Airlines	27,477	26,771	28,514	26,882	20,728	20,184	18,940	18,036	17,790	20,756	19,469	17,913	263,460
Hawaiian Airlines	6,908	6,360	7,648	7,105	7,809	7,280	7,498	7,044	7,289	7,310	7,063	7,627	86,941
jetBlue Airways	6,676	7,285	8,388	8,052	8,317	7,779	7,440	7,417	7,266	7,831	7,175	7,411	91,037
MN Airlines dba Sun Country	5,223	5,757	5,460										16,440
Spirit Airlines	16,469	16,995	20,458										53,922
Total	167,444	174,499	218,237	172,047	154,770	148,003	144,085	135,981	128,135	146,309	146,282	151,643	1,887,435
TERMINAL 4													
Air Canada	11,993	13,514	19,715	15,950	4,080	4,084	4,424	4,541	4,325	5,174	6,368	8,401	102,569
American Airlines	839,012	811,168	1,015,590	935,431	970,864	998,435	1,041,234	971,029	812,053	931,977	861,941	918,637	11,107,371
British Airways	7,771	6,803	9,086	8,727	9,567	9,828	8,699	9,487	9,510	9,484	7,611	8,170	104,743
Southwest Airlines	521,308	516,527	662,692	616,094	614,801	618,298	632,692	587,658	545,101	582,469	570,621	581,223	7,049,484
US Airways													
Volaris	1,372	1,085	1,133	1,384	1,760	1,811	1,647	1,361	1,012	1,083	1,425	2,281	17,354
WestJet	28,069	28,914	31,959	30,556	9,784	6,451	6,572	6,558	6,393	12,515	28,092	28,234	224,097
Total	1,409,525	1,378,011	1,740,175	1,608,142	1,610,856	1,638,907	1,695,268	1,580,634	1,378,394	1,542,702	1,476,058	1,546,946	18,605,618
GRAND TOTAL	1,687,083	1,673,989	2,102,794	1,927,066	1,904,625	1,891,826	1,939,256	1,814,007	1,614,372	1,826,472	1,772,276	1,846,744	22,000,510

Sky Harbor International Airport - Deplaned Passengers by Carrier
Calendar Year 2015

Airline	Jan	Feb	Mar	Apr	May	Jun	Jul	Aug	Sep	Oct	Nov	Dec	Total
TERMINAL 2													
Alaska Airlines	33,224	31,869	39,266	34,056	29,876	25,896	27,022	26,232	26,093	29,872	32,496	31,031	366,933
Boutique Air								280	399	317	421	408	1,825
Great Lakes Aviation	176	175	242	225	285	288	353	354	348	386	267	117	3,216
MN Airlines dba Sun Country				3,977	2,273					4,730	4,715	6,205	21,900
Spirit Airlines				11,788	8,298	7,958	9,532	7,275	7,102	7,896	13,630	18,238	91,717
United Airlines	87,828	83,403	104,103	86,848	87,360	65,757	64,239	66,347	77,963	100,376	97,171	92,293	1,013,688
Total	121,228	115,447	143,611	136,894	128,092	99,899	101,146	100,488	111,905	143,577	148,700	148,292	1,499,279
TERMINAL 3													
Delta Air Lines	113,822	110,629	150,995	121,869	112,166	110,869	115,059	111,213	99,445	114,991	111,065	118,246	1,390,369
Frontier Airlines	29,257	26,849	29,338	24,977	20,760	20,135	20,696	18,226	18,294	21,528	19,809	17,719	267,588
Hawaiian Airlines	7,263	6,160	7,851	7,282	7,502	7,380	7,653	7,911	7,111	7,430	7,049	7,436	88,028
jetBlue Airways	7,625	6,877	8,189	7,774	7,587	7,311	7,844	7,687	7,775	8,381	7,423	7,816	92,289
MN Airlines dba Sun Country	6,448	5,867	5,496										17,811
Spirit Airlines	18,330	17,361	21,159										56,850
Total	182,745	173,743	223,028	161,902	148,015	145,695	151,252	145,037	132,625	152,330	145,346	151,217	1,912,935
TERMINAL 4													
Air Canada	12,863	14,393	18,778	13,544	3,849	4,128	4,917	4,741	4,487	5,966	6,736	10,529	104,931
American Airlines	875,505	766,948	1,032,477	903,615	939,657	993,080	1,060,485	993,043	817,042	956,335	862,564	934,317	11,135,068
British Airways	9,236	7,490	9,803	9,012	9,593	9,796	10,048	9,578	9,682	10,259	8,785	8,948	112,230
Southwest Airlines	543,104	499,985	668,817	584,644	592,856	603,450	635,751	593,461	544,070	597,561	565,274	582,765	7,011,738
Volaris	1,857	1,135	1,476	1,560	1,629	1,722	2,060	1,857	1,136	1,371	1,746	2,201	19,750
WestJet	19,385	29,876	31,109	23,546	8,000	5,939	6,654	6,665	6,554	14,985	28,950	25,736	207,399
Total	1,461,950	1,319,827	1,762,460	1,535,921	1,555,584	1,618,115	1,719,915	1,609,345	1,382,971	1,586,477	1,474,055	1,564,496	18,591,116
GRAND TOTAL	1,765,923	1,609,017	2,129,099	1,834,717	1,831,691	1,863,709	1,972,313	1,854,870	1,627,501	1,882,384	1,768,101	1,864,005	22,003,330

Sky Harbor International Airport - Total Passengers by Carrier
Calendar Year 2015

Airline	Jan	Feb	Mar	Apr	May	Jun	Jul	Aug	Sep	Oct	Nov	Dec	Total
TERMINAL 2													
Alaska Airlines	30,099	33,019	39,150	36,534	34,433	28,135	27,894	25,284	24,203	27,538	32,160	31,355	369,804
Boutique Air								349	344	352	335	416	1,796
Great Lakes Aviation	162	150	212	188	318	256	397	347	345	381	249	120	3,125
MN Airlines dba Sun Country				4,939	2,620					4,000	4,880	5,868	22,307
Spirit Airlines				14,458	8,536	8,415	8,926	7,427	6,602	7,265	13,246	17,921	92,796
United Airlines	79,853	88,310	105,020	90,758	93,092	68,110	62,686	63,985	76,349	97,925	99,066	92,475	1,017,629
Total	110,114	121,479	144,382	146,877	138,999	104,916	99,903	97,392	107,843	137,461	149,936	148,155	1,507,457
TERMINAL 3													
Delta Air Lines	104,691	111,331	147,769	130,008	117,916	112,760	110,207	103,484	95,790	110,412	112,575	118,692	1,375,635
Frontier Airlines	27,477	26,771	28,514	26,882	20,728	20,184	18,940	18,036	17,790	20,756	19,469	17,913	263,460
Hawaiian Airlines	6,908	6,360	7,648	7,105	7,809	7,280	7,498	7,044	7,289	7,310	7,063	7,627	86,941
jetBlue Airways	6,676	7,285	8,388	8,052	8,317	7,779	7,440	7,417	7,266	7,831	7,175	7,411	91,037
MN Airlines dba Sun Country	5,223	5,757	5,460										16,440
Spirit Airlines	16,469	16,995	20,458										53,922
Total	167,444	174,499	218,237	172,047	154,770	148,003	144,085	135,981	128,135	146,309	146,282	151,643	1,887,435
TERMINAL 4													
Air Canada	11,993	13,514	19,715	15,950	4,080	4,084	4,424	4,541	4,325	5,174	6,368	8,401	102,569
American Airlines	839,012	811,168	1,015,590	935,431	970,864	998,435	1,041,234	971,029	812,053	931,977	861,941	918,637	11,107,371
British Airways	7,771	6,803	9,086	8,727	9,567	9,828	8,699	9,487	9,510	9,484	7,611	8,170	104,743
Southwest Airlines	521,308	516,527	662,692	616,094	614,801	618,298	632,692	587,658	545,101	582,469	570,621	581,223	7,049,484
US Airways													
Volaris	1,372	1,085	1,133	1,384	1,760	1,811	1,647	1,361	1,012	1,083	1,425	2,281	17,354
WestJet	28,069	28,914	31,959	30,556	9,784	6,451	6,572	6,558	6,393	12,515	28,092	28,234	224,097
Total	1,409,525	1,378,011	1,740,175	1,608,142	1,610,856	1,638,907	1,695,268	1,580,634	1,378,394	1,542,702	1,476,058	1,546,946	18,605,618
GRAND TOTAL	1,687,083	1,673,989	2,102,794	1,927,066	1,904,625	1,891,826	1,939,256	1,814,007	1,614,372	1,826,472	1,772,276	1,846,744	22,000,510

Sky Harbor International Airport
Landing Weights (in Thousands) Fiscal Year 2015/16 - All Airlines

Airline	Jul	Aug	Sep	Oct	Nov	Dec	Jan	Feb	Mar	Apr	May	Jun	Total
Air Canada	5,615	6,248	5,335	6,165	7,261	11,968							42,592
Boutique Air		794	754	794	1,379	1,359							5,080
Alaska Airlines	26,197	25,645	25,368	27,177	32,565	31,222							168,174
American Airlines	1,164,236	1,103,004	919,703	1,049,129	997,304	1,075,304							6,308,680
British Airways	19,489	19,489	18,860	19,489	19,489	18,860							115,676
Delta Air Lines	121,437	121,191	106,548	117,732	119,579	127,914							714,401
Frontier Airlines	25,948	20,604	19,495	20,401	18,783	16,922							122,153
Great Lakes Aviation	1,159	1,143	1,079	1,546	1,417	998							7,342
Hawaiian Airlines	9,920	9,920	9,550	10,485	9,525	9,870							59,270
jetBlue Airways	8,804	8,662	8,520	8,804	8,094	9,230							52,114
Southwest Airlines	650,400	626,656	583,954	610,698	598,216	621,064							3,690,988
Spirit Airlines	8,952	8,960	7,596	7,527	13,164	17,300							63,499
United Airlines	64,217	69,812	79,130	98,458	98,290	96,435							506,342
Volaris	1,892	1,892	1,746	1,746	2,887	2,443							12,606
WestJet	8,033	7,870	7,670	15,117	30,448	32,558							101,696
Passenger	2,116,299	2,031,890	1,795,308	2,000,086	1,963,949	2,080,405							11,987,937
ABX Air	640	320	320	1,532	1,698								4,510
Air Transport International				6,226	8,159								14,385
Ameriflight	4,768	4,700	5,148	3,962	4,680	5,070							28,328
DHL Express/Atlas Air	13,018	11,886	12,169	10,608	13,572	12,240							73,493
Empire Airlines	842	816	816	901	1,046	884							5,305
Federal Express	63,339	59,320	63,392	60,902	120,782	63,714							431,449
IFL Group	1,160	986	1,044	870	1,044	1,044							6,148
United Parcel Service	38,829	33,459	36,467	37,710	94,576	38,933							279,974
Cargo	122,596	111,487	119,356	122,711	245,557	121,885							843,592
Grand Total	2,238,895	2,143,377	1,914,664	2,122,797	2,209,506	2,202,290							12,831,529

Sky Harbor International Airport
Landing Weights (in Thousands) Fiscal Year 2015/16 - Rates & Charges Airlines

Airline	Jul	Aug	Sep	Oct	Nov	Dec	Jan	Feb	Mar	Apr	May	Jun	Total
Air Canada	5,615	6,248	5,335	6,165	7,261	11,968							42,592
Alaska Airlines	26,197	25,645	25,368	27,177	32,565	31,222							168,174
American Airlines	1,164,236	1,103,004	919,703	1,049,129	997,304	1,075,304							6,308,680
Boutique Air		794	754	794	1,379	1,359							5,080
British Airways	19,489	19,489	18,860	19,489	19,489	18,860							115,676
Delta Air Lines	121,437	121,191	106,548	117,732	119,579	127,914							714,401
Frontier Airlines	25,948	20,604	19,495	20,401	18,783	16,922							122,153
Great Lakes Aviation	1,159	1,143	1,079	1,546	1,417	998							7,342
Hawaiian Airlines	9,920	9,920	9,550	10,485	9,525	9,870							59,270
jetBlue Airways	8,804	8,662	8,520	8,804	8,094	9,230							52,114
Southwest Airlines	650,400	626,656	583,954	610,698	598,216	621,064							3,690,988
Spirit Airlines	8,952	8,960	7,596	7,527	13,164	17,300							63,499
United Airlines	64,217	69,812	79,130	98,458	98,290	96,435							506,342
Volaris	1,892	1,892	1,746	1,746	2,887	2,443							12,606
WestJet	8,033	7,870	7,670	15,117	30,448	32,558							101,696
Passenger	2,116,299	2,031,890	1,795,308	2,000,086	1,963,949	2,080,405							11,987,937
ABX Air	640	320	320		1,532	1,698							4,510
Air Transport International					6,226	8,159							14,385
DHL Express/Atlas Air	13,018	11,886	12,169	12,240	10,608	13,572							73,493
Federal Express	63,339	59,320	63,392	63,714	60,902	120,782							431,449
IFL Group	1,160	986	1,044	1,044	870	1,044							6,148
United Parcel Service	38,829	33,459	36,467	38,933	37,710	94,576							279,974
Cargo	116,986	105,971	113,392	115,931	117,848	239,831							809,959
Grand Total	2,233,285	2,137,861	1,908,700	2,116,017	2,081,797	2,320,236							12,797,896