

City of Phoenix Aviation Department
Sky Harbor International Airport
Financial Management Division
Revised Monthly Statistical Reports – January 2014
Table of Contents

Reports:

- 1 Passengers, Cargo, and Aircraft Operations
- 2 Passenger Activity Report
- 3 Passenger and Activity Worksheet January 2014
- 4 Passenger and Activity Worksheet January 2013
- 5 Enplaned Passengers by Carrier for Fiscal Year 2013/14
- 6 Deplaned Passengers by Carrier for Fiscal Year 2013/14
- 7 Total Passengers by Carrier for Fiscal Year 2013/14
- 8 Enplaned Passengers by Carrier for Calendar Year 2014
- 9 Deplaned Passengers by Carrier for Calendar Year 2014
- 10 Total Passengers by Carrier for Calendar Year 2014
- 11 Airline Landing Weights – All Airlines for Fiscal Year 2013/14
- 12 Airline Landing Weights – Rates & Charges Airlines Only for Fiscal Year 2013/14

Graphs:

- 1 Domestic Enplaned / Deplaned Passengers Terminal 2
- 2 Domestic Enplaned / Deplaned Passengers Terminal 3
- 3 Domestic Enplaned / Deplaned Passengers Terminal 4
- 4 Total Domestic Enplaned / Deplaned Passengers
- 5 Total International Enplaned / Deplaned Passengers
- 6 Total Enplaned / Deplaned Passengers
- 7 Total Enplaned / Deplaned Cargo (in Tons)
- 8 Sky Harbor International Airport Aircraft Operations
- 9 Deer Valley Airport Aircraft Operations
- 10 Goodyear Airport Aircraft Operations

PASSENGERS, CARGO, AND AIRCRAFT OPERATIONS AT PHOENIX AIRPORTS: January 2014

January	2014	2013	%Chg	Fiscal YTD 2013/14	Fiscal YTD 2012/2013	%Chg	Calendar YTD 2014	Calendar YTD 2013	%Chg
PASSENGERS									
T2	111,224	111,965	-0.7%	716,409	721,349	-0.7%	111,224	111,965	-0.7%
T3	219,644	194,913	12.7%	1,364,152	1,286,033	6.1%	219,644	194,913	12.7%
T4	1,226,061	1,189,332	3.1%	8,813,799	8,869,269	-0.6%	1,226,061	1,189,332	3.1%
International	111,597	112,747	-1.0%	595,551	622,508	-4.3%	111,597	112,747	-1.0%
Total Enplaned	1,668,526	1,608,957	3.7%	11,489,911	11,499,159	-0.1%	1,668,526	1,608,957	3.7%
T2	111,723	112,276	-0.5%	726,694	731,116	-0.6%	111,723	112,276	-0.5%
T3	219,887	203,852	7.9%	1,380,835	1,333,672	3.5%	219,887	203,852	7.9%
T4	1,246,517	1,201,045	3.8%	8,924,314	9,036,158	-1.2%	1,246,517	1,201,045	3.8%
International	117,159	114,981	1.9%	617,024	638,881	-3.4%	117,159	114,981	1.9%
Total Deplaned	1,695,286	1,632,154	3.9%	11,648,867	11,739,827	-0.8%	1,695,286	1,632,154	3.9%
Total	3,363,812	3,241,111	3.8%	23,138,778	23,238,986	-0.4%	3,363,812	3,241,111	3.8%
CARGO									
Freight enplaned	11,939	11,784	1.3%	85,636	81,810	4.7%	11,939	11,784	1.3%
Freight deplaned	11,139	11,596	-3.9%	75,519	78,788	-4.1%	11,139	11,596	-3.9%
Total Freight	23,078	23,380	-1.3%	161,155	160,598	0.3%	23,078	23,380	-1.3%
Mail enplaned	2,241	1,215	84.4%	11,505	9,172	25.4%	2,241	1,215	84.4%
Mail deplaned	1,637	1,571	4.2%	9,399	10,932	-14.0%	1,637	1,571	4.2%
Total Mail	3,878	2,786	39.2%	20,904	20,104	4.0%	3,878	2,786	39.2%
Total (Tons)	26,956	26,166	3.0%	182,059	180,702	0.8%	26,956	26,166	3.0%
AIRCRAFT OPERATIONS									
Air Carrier/Air Taxi	34,158	34,714	-1.6%	238,003	242,150	-1.7%	34,158	34,714	-1.6%
General Aviation	2,050	2,007	2.1%	11,960	12,244	-2.3%	2,050	2,007	2.1%
Military	194	267	-27.3%	1,277	1,463	-12.7%	194	267	-27.3%
Sky Harbor International	36,402	36,988	-1.6%	251,240	255,857	-1.8%	36,402	36,988	-1.6%
Air Carrier/Air Taxi	570	392	45.4%	2,809	2,494	12.6%	570	392	45.4%
General Aviation	28,565	27,010	5.8%	197,401	195,475	1.0%	28,565	27,010	5.8%
Military	4	9	-55.6%	64	35	82.9%	4	9	-55.6%
Deer Valley Airport	29,139	27,411	6.3%	200,274	198,004	1.1%	29,139	27,411	6.3%
Air Carrier/Air Taxi	100	91	9.9%	527	444	18.7%	100	91	9.9%
General Aviation	6,975	11,187	-37.7%	55,767	77,477	-28.0%	6,975	11,187	-37.7%
Military	244	255	-4.3%	2,207	3,484	-36.7%	244	255	-4.3%
Goodyear Airport	7,319	11,533	-36.5%	58,501	81,405	-28.1%	7,319	11,533	-36.5%
Total	72,860	75,932	-4.0%	510,015	535,266	-4.7%	72,860	75,932	-4.0%

Passenger Activity Report *** Sky Harbor International Airport *** January 2014

Revised

Airline	Enplaned Passengers			Deplaned Passengers			Total Passengers		
	2014	2013	% Chg	2014	41640	% Chg	2014	2013	% Chg
TERMINAL 2									
Alaska Airlines	29,364	28,877	1.7%	30,952	30,441	1.7%	60,316	59,318	1.7%
Continental Airlines		42,170	-100.0%		41,930	-100.0%		84,100	-100.0%
Great Lakes Aviation	520	394	32.0%	614	459	33.8%	1,134	853	32.9%
United Airlines	81,340	40,524	100.7%	80,157	39,446	103.2%	161,497	79,970	101.9%
Total	111,224	111,965	-0.7%	111,723	112,276	-0.5%	222,947	224,241	-0.6%
TERMINAL 3									
American Airlines	69,700	64,504	8.1%	71,060	66,755	6.4%	140,760	131,259	7.2%
Delta Air Lines	102,742	94,082	9.2%	97,243	98,562	-1.3%	199,985	192,644	3.8%
Frontier Airlines	16,835	19,448	-13.4%	17,440	20,383	-14.4%	34,275	39,831	-13.9%
Hawaiian Airlines	7,367	7,249	1.6%	7,512	7,470	0.6%	14,879	14,719	1.1%
jetBlue Airways	5,993	6,846	-12.5%	6,721	7,093	-5.2%	12,714	13,939	-8.8%
MN Airlines dba Sun Country	3,609	2,784	29.6%	4,698	3,589	30.9%	8,307	6,373	30.3%
Spirit Airlines	13,398		N/A	15,213		N/A	28,611		N/A
Total	219,644	194,913	12.7%	219,887	203,852	7.9%	439,531	398,765	10.2%
TERMINAL 4									
Aerovias de Mexico dba Aeromexico	1,355	1,095	23.7%	1,357	1,191	13.9%	2,712	2,286	18.6%
Air Canada	8,866	8,608	3.0%	9,631	9,000	7.0%	18,497	17,608	5.0%
AirTran Airways		530	-100.0%		504	-100.0%		1,034	-100.0%
British Airways	7,003	6,981	0.3%	8,319	7,676	8.4%	15,322	14,657	4.5%
Southwest Airlines	481,394	477,007	0.9%	489,476	482,367	1.5%	970,870	959,374	1.2%
US Airways	813,891	786,034	3.5%	828,022	792,160	4.5%	1,641,913	1,578,194	4.0%
Volaris	2,520		N/A	2,868		N/A	5,388		N/A
WestJet	22,629	21,824	3.7%	24,003	23,128	3.8%	46,632	44,952	3.7%
Total	1,337,658	1,302,079	2.7%	1,363,676	1,316,026	3.6%	2,701,334	2,618,105	3.2%
GRAND TOTAL	1,668,526	1,608,957	3.7%	1,695,286	1,632,154	3.9%	3,363,812	3,241,111	3.8%

Sky Harbor International Airport - Passenger and Activity Worksheet January 2014

Revised

Airline	Enplaned Passengers				Deplaned Passengers			Freight		Mail		Landed Weight	Landings
	Domestic	Connect	Internat'l	Total	Domestic	Internat'l	Total	Enplaned	Deplaned	Enplaned	Deplaned		
TERMINAL 2													
Alaska Airlines	29,364			29,364	30,952		30,952	14,403	30,807			30,842,400	227
Continental Airlines													
Great Lakes Aviation	520			520	614		614	53	195			2,254,000	140
United Airlines	81,340			81,340	80,157		80,157	43,429	73,922	300,859	395,433	86,227,184	739
Subtotal Terminal 2	111,224			111,224	111,723		111,723	57,885	104,924	300,859	395,433	119,323,584	1,106
TERMINAL 3													
American Airlines	69,700			69,700	71,060		71,060	1,260	31,584		30	69,893,000	619
Delta Air Lines	102,742			102,742	97,243		97,243	74,672	68,417	386,100	342,887	109,440,100	737
Frontier Airlines	16,835			16,835	17,440		17,440					17,985,020	133
Hawaiian Airlines	7,367			7,367	7,512		7,512	97,035	46,798			9,845,000	31
jetBlue Airways	5,993			5,993	6,721		6,721					7,384,000	52
MN Airlines dba Sun Country	3,609			3,609	4,698		4,698	33,936	98,206			4,621,600	32
Spirit Airlines	13,398			13,398	15,213		15,213					17,203,581	122
Subtotal Terminal 3	219,644			219,644	219,887		219,887	206,903	245,005	386,100	342,917	236,372,301	1,726
TERMINAL 4													
Aerovias de Mexico dba Aeromexico			1,355	1,355		1,357	1,357					1,319,019	31
Air Canada			8,866	8,866		9,631	9,631	1,693	1,157			10,862,500	83
AirTran Airways													
British Airways			7,003	7,003		8,319	8,319	404,188	360,219			19,488,832	31
Southwest Airlines	348,481	132,913		481,394	489,476		489,476	1,387,621	1,451,002			576,114,000	4,550
US Airways	390,354	354,313	69,224	813,891	757,041	70,981	828,022	1,671,308	1,578,148	3,727,334	2,380,903	972,582,300	7,890
Volans			2,520	2,520		2,868	2,868					3,890,050	27
WestJet			22,629	22,629		24,003	24,003					28,382,200	203
Subtotal Terminal 4	738,835	487,226	111,597	1,337,658	1,246,517	117,159	1,363,676	3,464,810	3,390,526	3,727,334	2,380,903	1,612,638,901	12,815
Total Passenger Airlines	1,069,703	487,226	111,597	1,668,526	1,578,127	117,159	1,695,286	3,729,598	3,740,455	4,414,293	3,119,253	1,968,334,786	15,647
AIR CARGO (SOUTH)													
Federal Express								11,948,954	9,743,405			65,271,600	161
United Parcel Service								5,838,622	6,395,963	68,130	153,762	37,025,940	117
Subtotal Air Cargo (South)								17,787,576	16,139,368	68,130	153,762	102,297,540	278
AIR CARGO (WEST)													
ABX Air								1,583,349	1,714,044			12,328,000	45
Airnet Systems								12,636	7,881			335,300	21
Ameriflight								484,900	342,980			4,352,462	335
Empire Airlines								161,734	92,313			909,500	107
IFL Group								117,256	241,851			1,044,000	18
Subtotal Air Cargo (West)								2,359,875	2,399,069			18,969,262	526
Total Cargo Airlines								20,147,451	18,538,437	68,130	153,762	121,266,802	804
Grand Total	1,069,703	487,226	111,597	1,668,526	1,578,127	117,159	1,695,286	23,877,049	22,278,892	4,482,423	3,273,015	2,089,601,588	16,451
Total All Passengers:	3,363,812							Total Air Cargo in Tons:		11,939 + 11,139 + 2,241 + 1,637 =		26,956	

Sky Harbor International Airport - Passenger and Activity Worksheet January 2013

Airline	Enplaned Passengers				Deplaned Passengers			Freight		Mail		Landed Weight	Landings					
	Domestic	Connect	Internat'l	Total	Domestic	Internat'l	Total	Enplaned	Deplaned	Enplaned	Deplaned							
TERMINAL 2																		
Alaska Airlines	28,877			28,877	30,441		30,441	14,706	38,609			29,222,000	213					
Continental Airlines	42,170			42,170	41,930		41,930	34,025	35,286	98,290	146,474	43,572,400	289					
Great Lakes Aviation	394			394	459		459	178	277			2,012,500	125					
United Airlines	40,524			40,524	39,446		39,446	28,073	35,249	62,462	101,981	46,374,600	424					
Subtotal Terminal 2	111,965			111,965	112,276		112,276	76,982	109,421	160,752	248,455	121,181,500	1,051					
TERMINAL 3																		
American Airlines	64,504			64,504	66,755		66,755	3,026	28,485		30	70,471,000	634					
Delta Air Lines	94,082			94,082	98,562		98,562	17,680	122,728	282,711	366,239	113,497,900	741					
Frontier Airlines	19,448			19,448	20,383		20,383	3,172	26,545			21,818,844	168					
Hawaiian Airlines	7,249			7,249	7,470		7,470	126,065	69,582			9,720,000	31					
jetBlue Airways	6,846			6,846	7,093		7,093					7,810,000	55					
Subtotal Terminal 3	194,913			194,913	203,852		203,852	149,943	247,340	282,711	460,622	227,534,944	1,658					
TERMINAL 4																		
Aerovias de Mexico dba Aeromexico			1,095	1,095		1,191	1,191					1,361,568	32					
Air Canada			8,608	8,608		9,000	9,000	1,966	489	3,427	569	10,211,300	82					
AirTran Airways	530			530	504		504					512,000	4					
British Airways			6,981	6,981		7,676	7,676	290,664	349,182			17,602,816	28					
Southwest Airlines	339,772	137,235		477,007	482,367		482,367	1,481,373	1,639,106			607,958,000	4,808					
US Airways	379,136	332,659	74,239	786,034	718,174	73,986	792,160	1,794,205	1,614,243	1,959,195	2,296,231	959,852,900	8,017					
WestJet			21,824	21,824		23,128	23,128					26,439,300	192					
Subtotal Terminal 4	719,438	469,894	112,747	1,302,079	1,201,045	114,981	1,316,026	3,568,208	3,603,020	1,962,622	2,296,800	1,623,937,884	13,163					
Total Passenger Airlines	1,026,316	469,894	112,747	1,608,957	1,517,173	114,981	1,632,154	3,795,133	3,959,781	2,406,085	3,005,877	1,972,654,328	15,872					
AIR CARGO (SOUTH)																		
Federal Express								12,257,479	11,189,189			56,523,200	141					
United Parcel Service								5,433,833	5,843,543	24,605	135,430	34,813,920	114					
Subtotal Air Cargo (South)								17,691,312	17,032,732	24,605	135,430	91,337,120	255					
AIR CARGO (WEST)																		
Aimet Systems								14,805	18,136			430,900	36					
Ameriflight								431,808	401,020			4,076,580	307					
DHL Express/Atlas Air																		
Empire Airlines								162,281	103,412			960,500	113					
IFL Group								131,406	235,629			1,218,000	21					
Subtotal Air Cargo (West)								2,082,311	2,199,154			18,131,980	519					
Total Cargo Airlines								19,773,623	19,231,886	24,605	135,430	109,469,100	774					
Grand Total	1,026,316	469,894	112,747	1,608,957	1,517,173	114,981	1,632,154	23,568,756	23,191,667	2,430,690	3,141,307	2,082,123,428	16,646					
Total All Passengers:	3,241,111							Total Air Cargo in Tons:		11,784	+	11,596	+	1,215	+	1,571	=	26,166

Sky Harbor International Airport - Enplaned Passengers by Carrier
Fiscal Year 2013/14

Revised

Airline	Jul	Aug	Sep	Oct	Nov	Dec	Jan	Feb	Mar	Apr	May	Jun	Total
TERMINAL 2													
Alaska Airlines	23,135	23,318	20,263	25,823	27,623	30,282	29,364						179,808
Great Lakes Aviation	1,296	1,296	1,106	940	826	753	520						6,737
United Airlines	61,962	63,909	70,991	81,137	85,076	85,449	81,340						529,864
Total	86,393	88,523	92,360	107,900	113,525	116,484	111,224						716,409
TERMINAL 3													
American Airlines	48,924	47,219	50,900	58,494	57,701	67,965	69,700						400,903
Delta Air Lines	106,435	102,435	87,791	101,315	93,923	99,071	102,742						693,712
Frontier Airlines	13,306	14,170	16,235	18,589	16,614	17,212	16,835						112,961
Hawaiian Airlines	7,241	6,817	6,733	7,486	6,390	7,501	7,367						49,535
jetBlue Airways	8,246	7,865	6,067	7,410	6,623	7,097	5,993						49,301
MN Airlines dba Sun Country			1,570	2,842	3,623	4,931	3,609						16,575
Spirit Airlines				803	11,360	15,604	13,398						41,165
Total	184,152	178,506	169,296	196,939	196,234	219,381	219,644						1,364,152
TERMINAL 4													
Aerovias de Mexico dba Aeromexico	1,055	871	806	940	1,120	1,383	1,355						7,530
Air Canada	3,202	3,415	3,257	4,877	8,533	9,029	8,866						41,179
British Airways	7,880	8,685	9,336	8,802	7,194	7,574	7,003						56,474
Southwest Airlines	540,624	505,483	459,911	519,204	486,488	536,559	481,394						3,529,663
US Airways	895,105	857,831	708,436	796,828	764,064	845,188	813,891						5,681,343
Volaris				604	1,287	2,630	2,520						7,041
WestJet	3,921	4,308	4,651	8,014	21,292	21,305	22,629						86,120
Total	1,451,787	1,380,593	1,186,397	1,339,269	1,289,978	1,423,668	1,337,658						9,409,350
GRAND TOTAL	1,722,332	1,647,622	1,448,053	1,644,108	1,599,737	1,759,533	1,668,526						11,489,911

Sky Harbor International Airport - Deplanned Passengers by Carrier
Fiscal Year 2013/14

Airline	Jul	Aug	Sep	Oct	Nov	Dec	Jan	Feb	Mar	Apr	May	Jun	Total
TERMINAL 2													
Alaska Airlines	22,606	24,814	22,581	27,906	28,204	29,381	30,952						186,444
Great Lakes Aviation	1,368	1,368	1,252	918	817	718	614						7,055
United Airlines	64,294	65,758	72,341	83,351	84,279	83,015	80,157						533,195
Total	88,268	91,940	96,174	112,175	113,300	113,114	111,723						726,694
TERMINAL 3													
American Airlines	51,946	49,723	54,042	61,608	59,241	69,402	71,060						417,022
Delta Air Lines	104,870	104,267	91,060	104,309	95,935	98,701	97,243						696,385
Frontier Airlines	14,390	15,178	15,543	6,888	16,962	17,377	17,440						103,778
Hawaiian Airlines	7,411	7,602	7,144	7,493	6,689	7,281	7,512						51,132
jetBlue Airways	8,398	7,848	6,384	7,857	6,904	7,628	6,721						51,740
MN Airlines dba Sun Country			1,663	3,104	3,364	4,956	4,698						17,785
Spirit Airlines				808	11,533	15,439	15,213						42,993
Total	187,015	184,618	175,836	192,067	200,628	220,784	219,887						1,380,835
TERMINAL 4													
Aerovias de Mexico dba Aeromexico	1,200	752	380	803	908	1,187	1,357						6,587
Air Canada	3,203	3,396	3,258	5,207	9,380	9,855	9,631						43,930
British Airways	10,312	9,272	9,559	9,937	7,762	8,288	8,319						63,449
Southwest Airlines	548,813	500,334	466,475	528,133	489,063	531,702	489,476						3,553,996
US Airways	916,874	867,099	715,371	808,792	776,443	861,343	828,022						5,773,944
Volaris				735	1,355	2,701	2,868						7,659
WestJet	4,286	4,592	4,946	9,298	22,485	22,163	24,003						91,773
Total	1,484,688	1,385,445	1,199,989	1,362,905	1,307,396	1,437,239	1,363,676						9,541,338
GRAND TOTAL	1,759,971	1,662,003	1,471,999	1,667,147	1,621,324	1,771,137	1,695,286						11,648,867

Sky Harbor International Airport - Total Passengers by Carrier
Fiscal Year 2013/14

Airline	Jul	Aug	Sep	Oct	Nov	Dec	Jan	Feb	Mar	Apr	May	Jun	Total
TERMINAL 2													
Alaska Airlines	45,741	48,132	42,844	53,729	55,827	59,663	60,316						366,252
Great Lakes Aviation	2,664	2,664	2,358	1,858	1,643	1,471	1,134						13,792
United Airlines	126,256	129,667	143,332	164,488	169,355	168,464	161,497						1,063,059
Total	174,661	180,463	188,534	220,075	226,825	229,598	222,947						1,443,103
TERMINAL 3													
American Airlines	100,870	96,942	104,942	120,102	116,942	137,367	140,760						817,925
Delta Air Lines	211,305	206,702	178,851	205,624	189,858	197,772	199,985						1,390,097
Frontier Airlines	27,696	29,348	31,778	25,477	33,576	34,589	34,275						216,739
Hawaiian Airlines	14,652	14,419	13,877	14,979	13,079	14,782	14,879						100,667
jetBlue Airways	16,644	15,713	12,451	15,267	13,527	14,725	12,714						101,041
MN Airlines dba Sun Country			3,233	5,946	6,987	9,887	8,307						34,360
Spirit Airlines				1,611	22,893	31,043	28,611						84,158
Total	371,167	363,124	345,132	389,006	396,862	440,165	439,531						2,744,987
TERMINAL 4													
Aerovias de Mexico dba Aeromexico	2,255	1,623	1,186	1,743	2,028	2,570	2,712						14,117
Air Canada	6,405	6,811	6,515	10,084	17,913	18,884	18,497						85,109
British Airways	18,192	17,957	18,895	18,739	14,956	15,862	15,322						119,923
Southwest Airlines	1,089,437	1,005,817	926,386	1,047,337	975,551	1,068,261	970,870						7,083,659
US Airways	1,811,979	1,724,930	1,423,807	1,605,620	1,540,507	1,706,531	1,641,913						11,455,287
Volaris				1,339	2,642	5,331	5,388						14,700
WestJet	8,207	8,900	9,597	17,312	43,777	43,468	46,632						177,893
Total	2,936,475	2,766,038	2,386,386	2,702,174	2,597,374	2,860,907	2,701,334						18,950,688
GRAND TOTAL	3,482,303	3,309,625	2,920,052	3,311,255	3,221,061	3,530,670	3,363,812						23,138,778

Sky Harbor International Airport - Enplaned Passengers by Carrier
Calendar Year 2014

Revised

Airline	Jan	Feb	Mar	Apr	May	Jun	Jul	Aug	Sep	Oct	Nov	Dec	Total
TERMINAL 2													
Alaska Airlines	29,364												29,364
Great Lakes Aviation	520												520
United Airlines	81,340												81,340
Total	111,224												111,224
TERMINAL 3													
American Airlines	69,700												69,700
Delta Air Lines	102,742												102,742
Frontier Airlines	16,835												16,835
Hawaiian Airlines	7,367												7,367
jetBlue Airways	5,993												5,993
MN Airlines dba Sun Country	3,609												3,609
Spirit Airlines	13,398												13,398
Total	219,644												219,644
TERMINAL 4													
Aerovias de Mexico dba Aeromexico	1,355												1,355
Air Canada	8,866												8,866
British Airways	7,003												7,003
Southwest Airlines	481,394												481,394
US Airways	813,891												813,891
Volaris	2,520												2,520
WestJet	22,629												22,629
Total	1,337,658												1,337,658
GRAND TOTAL	1,668,526												1,668,526

Sky Harbor International Airport - Deplaned Passengers by Carrier
Calendar Year 2014

Airline	Jan	Feb	Mar	Apr	May	Jun	Jul	Aug	Sep	Oct	Nov	Dec	Total
TERMINAL 2													
Alaska Airlines	30,952												30,952
Great Lakes Aviation	614												614
United Airlines	80,157												80,157
Total	111,723												111,723
TERMINAL 3													
American Airlines	71,060												71,060
Delta Air Lines	97,243												97,243
Frontier Airlines	17,440												17,440
Hawaiian Airlines	7,512												7,512
jetBlue Airways	6,721												6,721
MN Airlines dba Sun Country	4,698												4,698
Spirit Airlines	15,213												15,213
Total	219,887												219,887
TERMINAL 4													
Aerovias de Mexico dba Aeromexico	1,357												1,357
Air Canada	9,631												9,631
British Airways	8,319												8,319
Southwest Airlines	489,476												489,476
US Airways	828,022												828,022
Volaris	2,868												2,868
WestJet	24,003												24,003
Total	1,363,676												1,363,676
GRAND TOTAL	1,695,286												1,695,286

Sky Harbor International Airport - Total Passengers by Carrier
Calendar Year 2014

Revised

Airline	Jan	Feb	Mar	Apr	May	Jun	Jul	Aug	Sep	Oct	Nov	Dec	Total
TERMINAL 2													
Alaska Airlines	60,316												60,316
Great Lakes Aviation	1,134												1,134
United Airlines	161,497												161,497
Total	222,947												222,947
TERMINAL 3													
American Airlines	140,760												140,760
Delta Air Lines	199,985												199,985
Frontier Airlines	34,275												34,275
Hawaiian Airlines	14,879												14,879
jetBlue Airways	12,714												12,714
MN Airlines dba Sun Country	8,307												8,307
Spirit Airlines	28,611												28,611
Total	439,531												439,531
TERMINAL 4													
Aerovias de Mexico dba Aeromexico	2,712												2,712
Air Canada	18,497												18,497
British Airways	15,322												15,322
Southwest Airlines	970,870												970,870
US Airways	1,641,913												1,641,913
Volaris	5,388												5,388
WestJet	46,632												46,632
Total	2,701,334												2,701,334
GRAND TOTAL	3,363,812												3,363,812

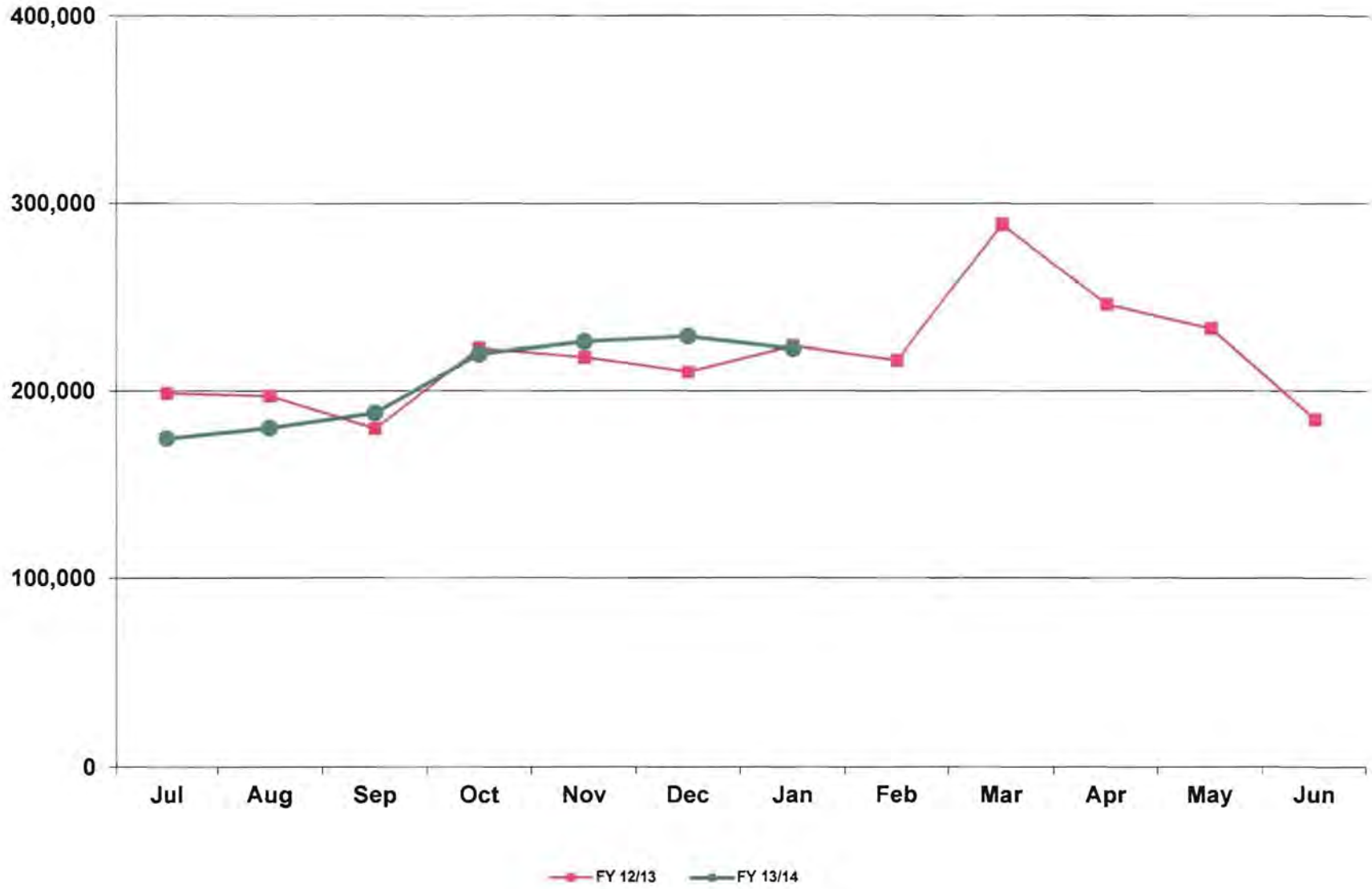
Sky Harbor International Airport
Landing Weights (in Thousands) Fiscal Year 2013/14 - All Airlines

Airline	Jul	Aug	Sep	Oct	Nov	Dec	Jan	Feb	Mar	Apr	May	Jun	Total
Aerovias de Mexico dba Aeromexico	1,319	1,234	1,276	1,319	1,276	1,276	1,319						9,019
Air Canada	4,170	4,170	4,043	5,418	11,204	12,037	10,863						51,905
Alaska Airlines	24,289	25,437	23,689	27,146	28,156	28,309	30,842						187,868
American Airlines	50,283	51,409	56,023	59,609	59,842	68,699	69,893						415,758
British Airways	19,489	19,489	18,860	19,489	18,231	18,860	19,489						133,907
Delta Air Lines	110,642	113,238	96,430	111,952	108,465	107,037	109,440						757,204
Frontier Airlines	14,191	15,539	17,436	19,420	17,795	17,963	17,985						120,329
Great Lakes Aviation	3,397	3,397	3,172	3,091	2,785	2,560	2,254						20,656
Hawaiian Airlines	9,920	9,920	9,600	9,895	9,575	9,745	9,845						68,500
jetBlue Airways	8,804	8,662	7,384	8,804	8,520	8,520	7,384						58,078
MN Airlines dba Sun Country			2,730	4,302	4,583	5,700	4,622						21,937
Southwest Airlines	639,666	620,036	579,508	609,208	563,928	593,958	576,114						4,182,418
Spirit Airlines				965	14,271	17,143	17,204						49,583
United Airlines	68,028	70,040	78,903	87,908	90,386	89,513	86,227						571,005
US Airways	1,042,358	992,210	871,669	966,980	955,284	994,266	972,582						6,795,349
Volaris				1,003	1,868	3,706	3,890						10,467
WestJet	4,501	4,535	5,939	9,917	27,083	27,893	28,382						108,250
Passenger	2,001,057	1,939,316	1,776,662	1,946,426	1,923,252	2,007,185	1,968,335						13,562,233
ABX Air	11,729	12,361	10,608	12,534	11,240	11,262	12,328						82,062
Airnet Systems	432	479	326	378	382	366	335						2,698
Ameriflight	4,508	4,679	3,722	4,690	4,093	3,812	4,352						29,856
Empire Airlines	765	842	697	833	935	961	910						5,943
Federal Express	50,471	54,756	48,934	59,851	62,416	102,223	65,272						443,923
IFL Group	986	1,044	928	1,160	986	986	1,044						7,134
United Parcel Service	34,317	36,934	32,243	37,141	36,783	80,355	37,026						294,799
Cargo	103,208	111,095	97,458	116,587	116,835	199,965	121,267						866,415
Grand Total	2,104,265	2,050,411	1,874,120	2,063,013	2,040,087	2,207,150	2,089,602						14,428,648

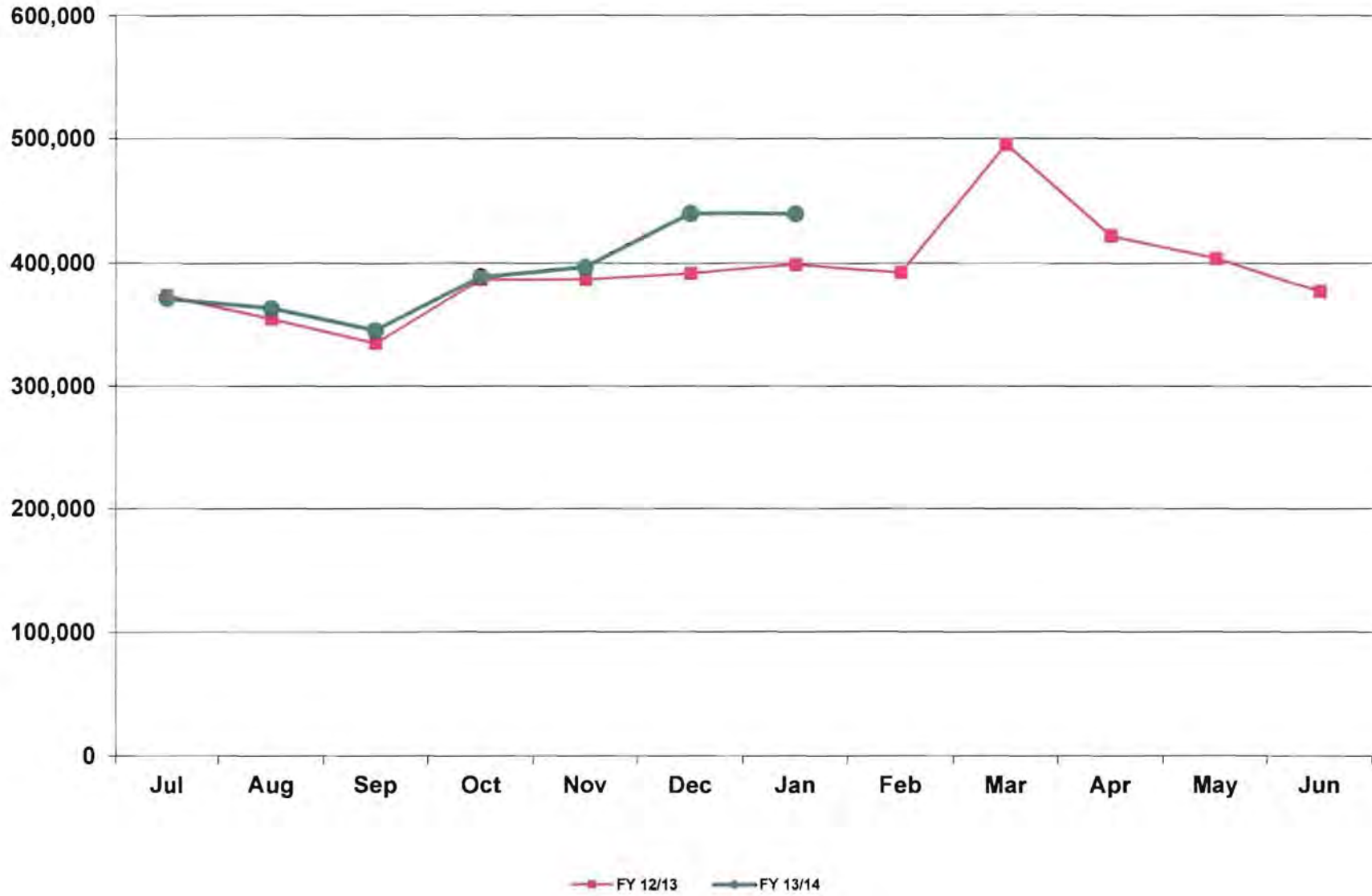
Sky Harbor International Airport
Landing Weights (in Thousands) Fiscal Year 2013/14 - Rates & Charges Airlines

Airline	Jul	Aug	Sep	Oct	Nov	Dec	Jan	Feb	Mar	Apr	May	Jun	Total
Aerovias de Mexico dba Aeromexico	1,319	1,234	1,276	1,319	1,276	1,276	1,319						9,019
Air Canada	4,170	4,170	4,043	5,418	11,204	12,037	10,863						51,905
Alaska Airlines	24,289	25,437	23,689	27,146	28,156	28,309	30,842						187,868
American Airlines	50,283	51,409	56,023	59,609	59,842	68,699	69,893						415,758
British Airways	19,489	19,489	18,860	19,489	18,231	18,860	19,489						133,907
Delta Air Lines	110,642	113,238	96,430	111,952	108,465	107,037	109,440						757,204
Frontier Airlines	14,191	15,539	17,436	19,420	17,795	17,963	17,985						120,329
Great Lakes Aviation	3,397	3,397	3,172	3,091	2,785	2,560	2,254						20,656
Hawaiian Airlines	9,920	9,920	9,600	9,895	9,575	9,745	9,845						68,500
jetBlue Airways	8,804	8,662	7,384	8,804	8,520	8,520	7,384						58,078
MN Airlines dba Sun Country			2,730	4,302	4,583	5,700	4,622						21,937
Southwest Airlines	639,666	620,036	579,508	609,208	563,928	593,958	576,114						4,182,418
Spirit Airlines				965	14,271	17,143	17,204						49,583
United Airlines	68,028	70,040	78,903	87,908	90,386	89,513	86,227						571,005
US Airways	1,042,358	992,210	871,669	966,980	955,284	994,266	972,582						6,795,349
Volaris				1,003	1,868	3,706	3,890						10,467
WestJet	4,501	4,535	5,939	9,917	27,083	27,893	28,382						108,250
Passenger	2,001,057	1,939,316	1,776,662	1,946,426	1,923,252	2,007,185	1,968,335						13,562,233
ABX Air	11,729	12,361	10,608	12,534	11,240	11,262	12,328						82,062
Federal Express	50,471	54,756	48,934	59,851	62,416	102,223	65,272						443,923
IFL Group	986	1,044	928	1,160	986	986	1,044						7,134
United Parcel Service	34,317	36,934	32,243	37,141	36,783	80,355	37,026						294,799
Cargo	97,503	105,095	92,713	110,686	111,425	194,826	115,670						827,918
Grand Total	2,098,560	2,044,411	1,869,375	2,057,112	2,034,677	2,202,011	2,084,005						14,390,151

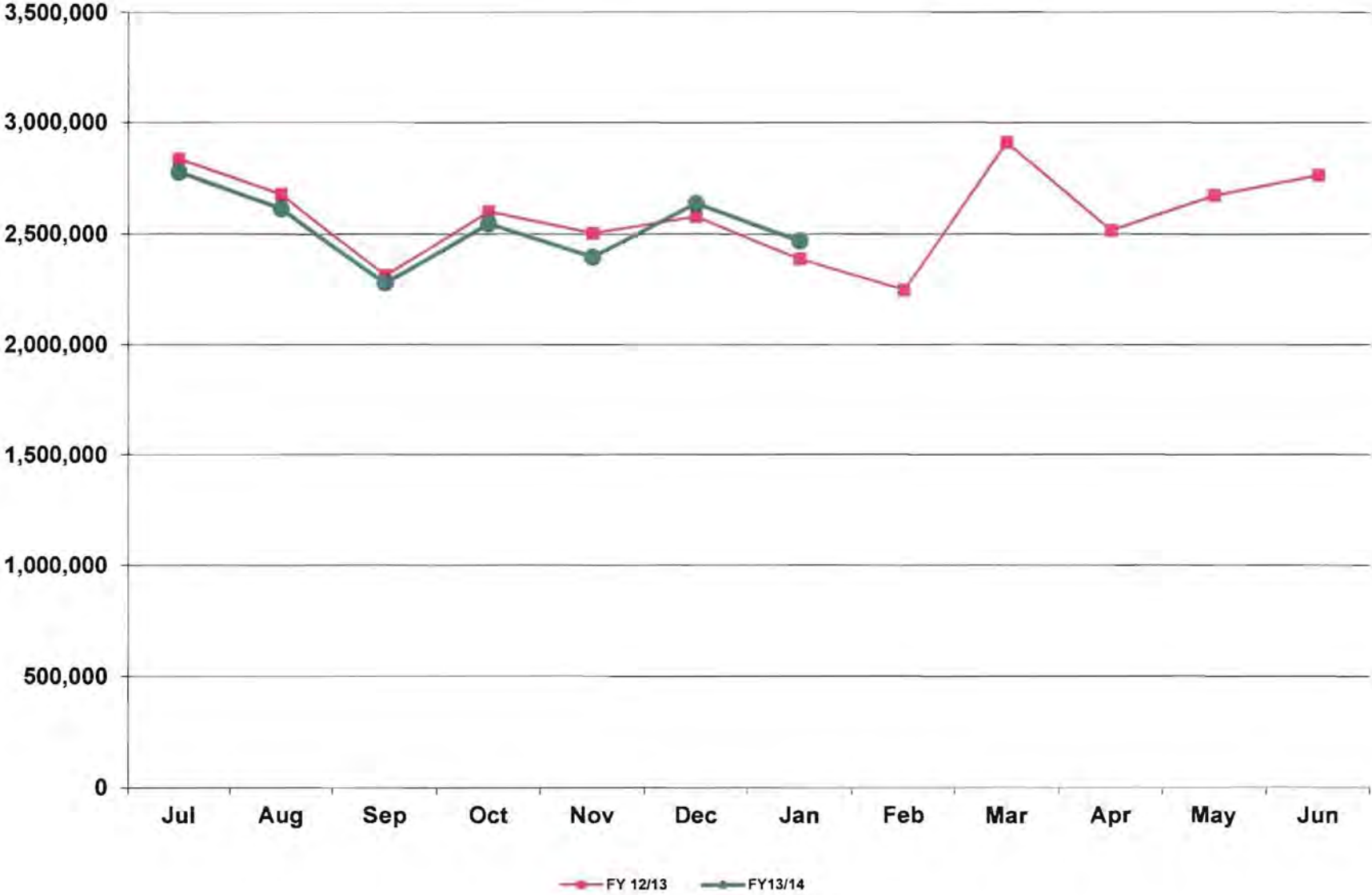
Phoenix Sky Harbor International Airport
Domestic Enplaned/Deplaned Passengers Terminal 2
January 2014



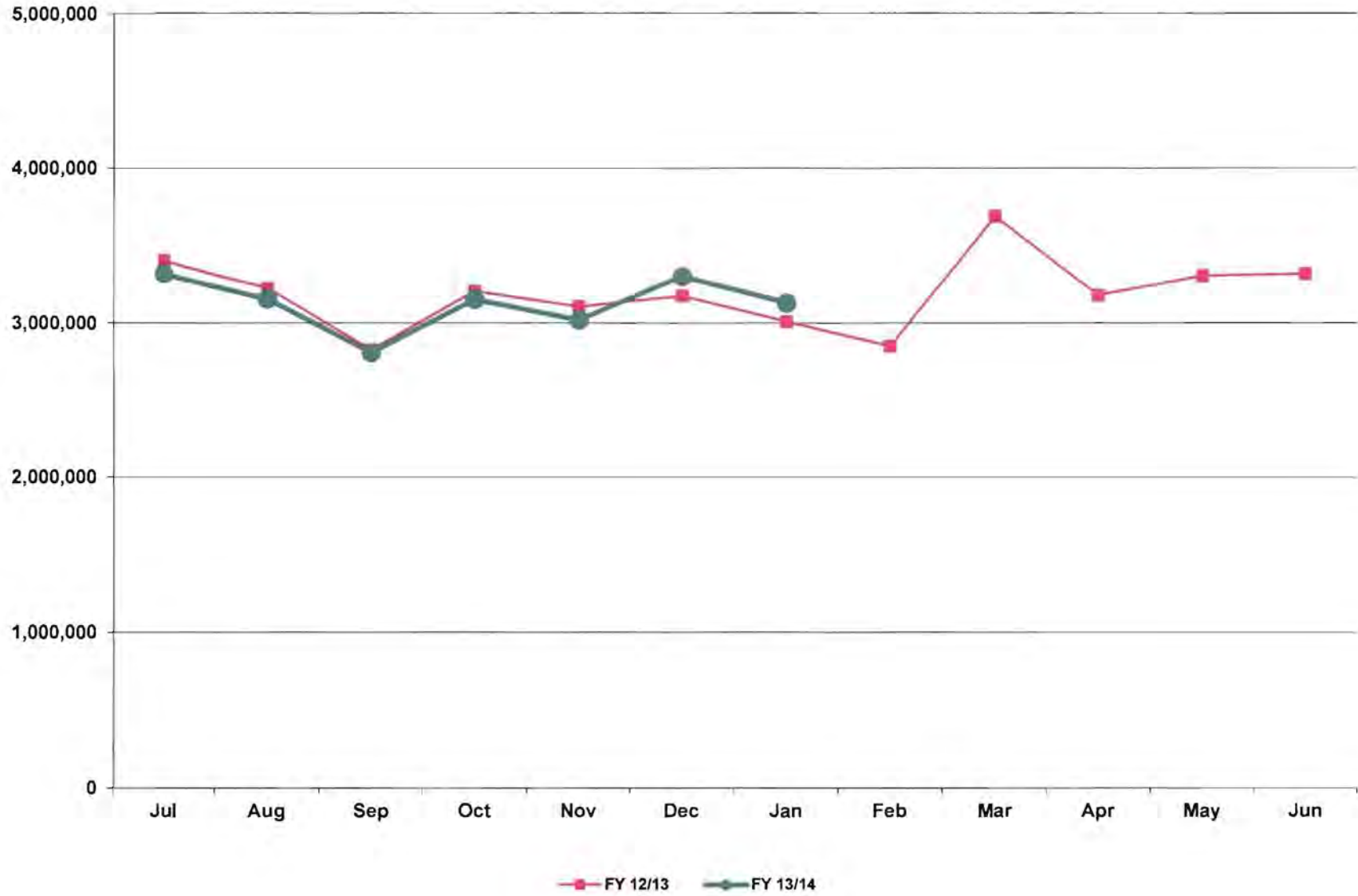
Phoenix Sky Harbor International Airport
Domestic Enplaned/Deplaned Passengers Terminal 3
January 2014



Phoenix Sky Harbor International Airport
Domestic Enplaned/Deplaned Passengers Terminal 4
January 2014



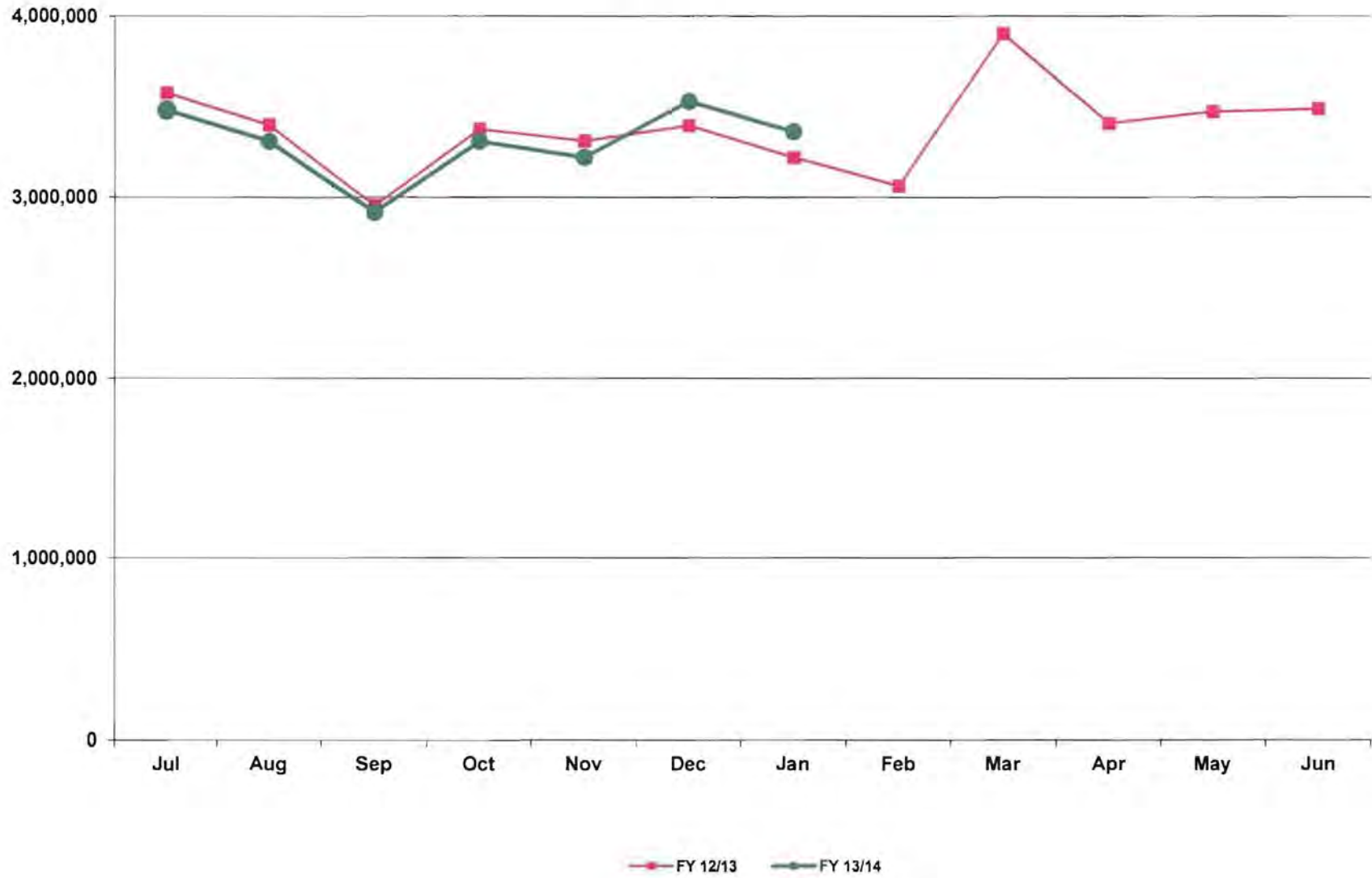
Phoenix Sky Harbor International Airport
Total Domestic Enplaned/Deplaned Passengers
January 2014



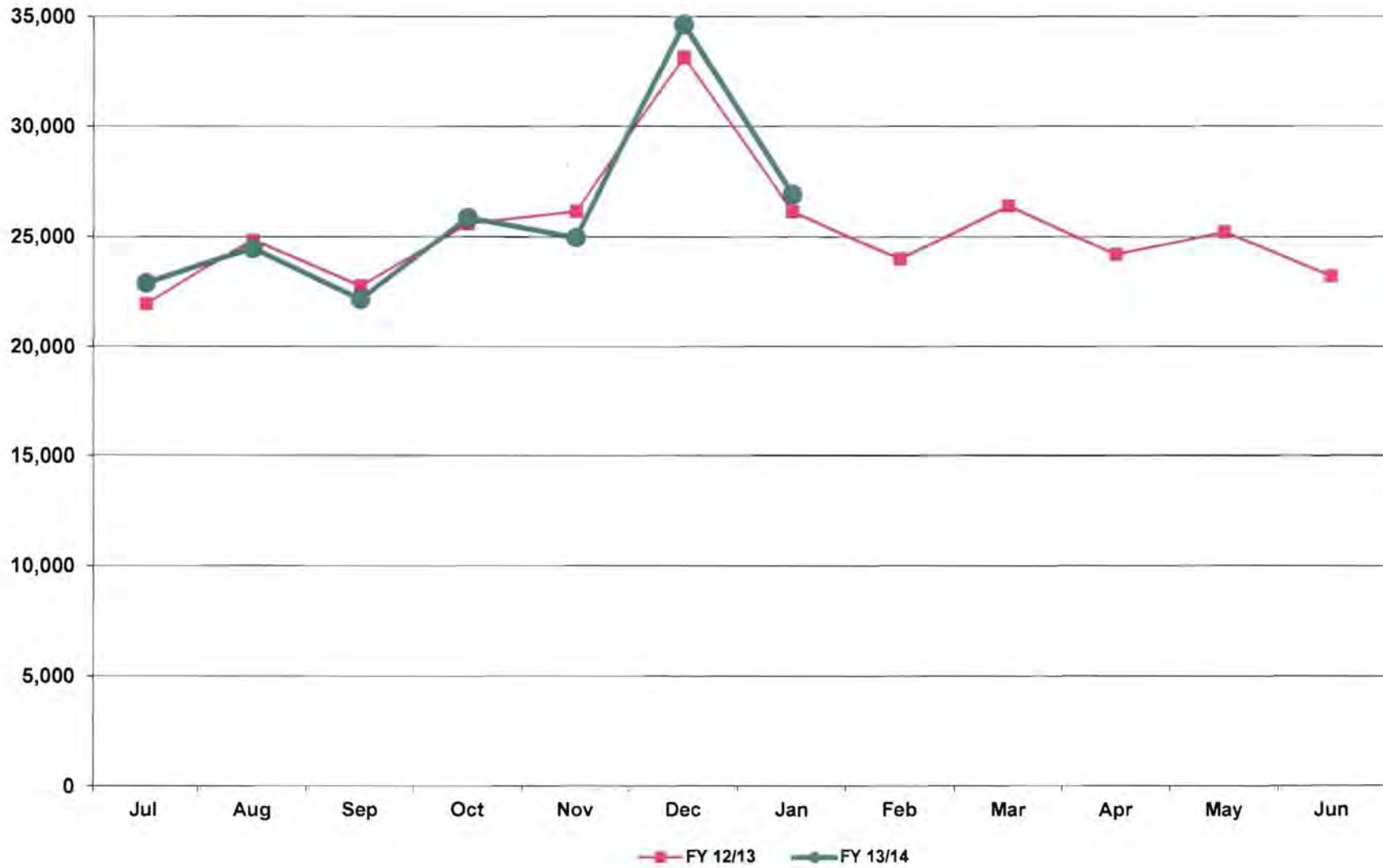
Phoenix Sky Harbor International Airport
Total International Enplaned/Deplaned Passengers
January 2014



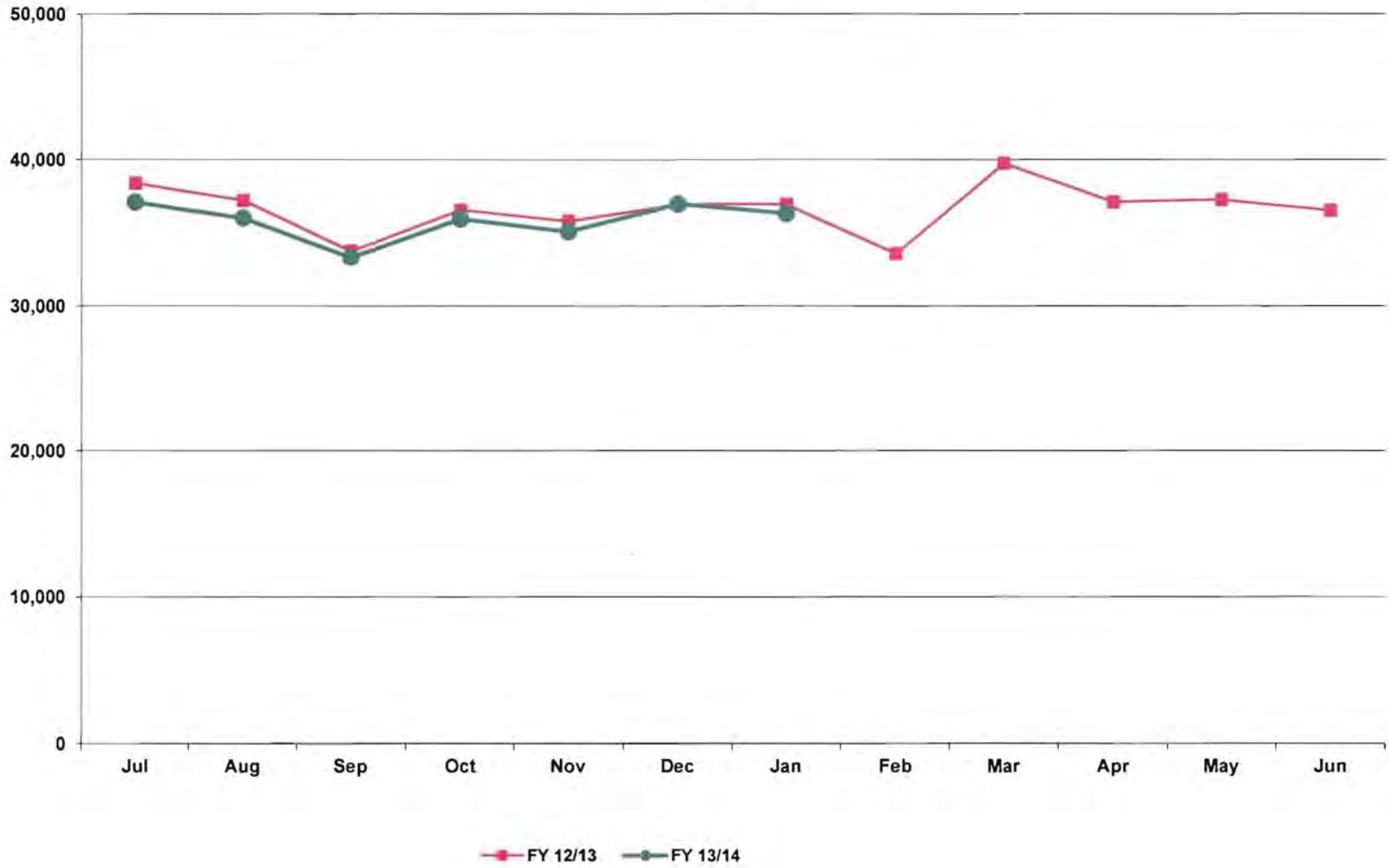
Phoenix Sky Harbor International Airport
Total Enplaned/Deplaned Passengers
January 2014



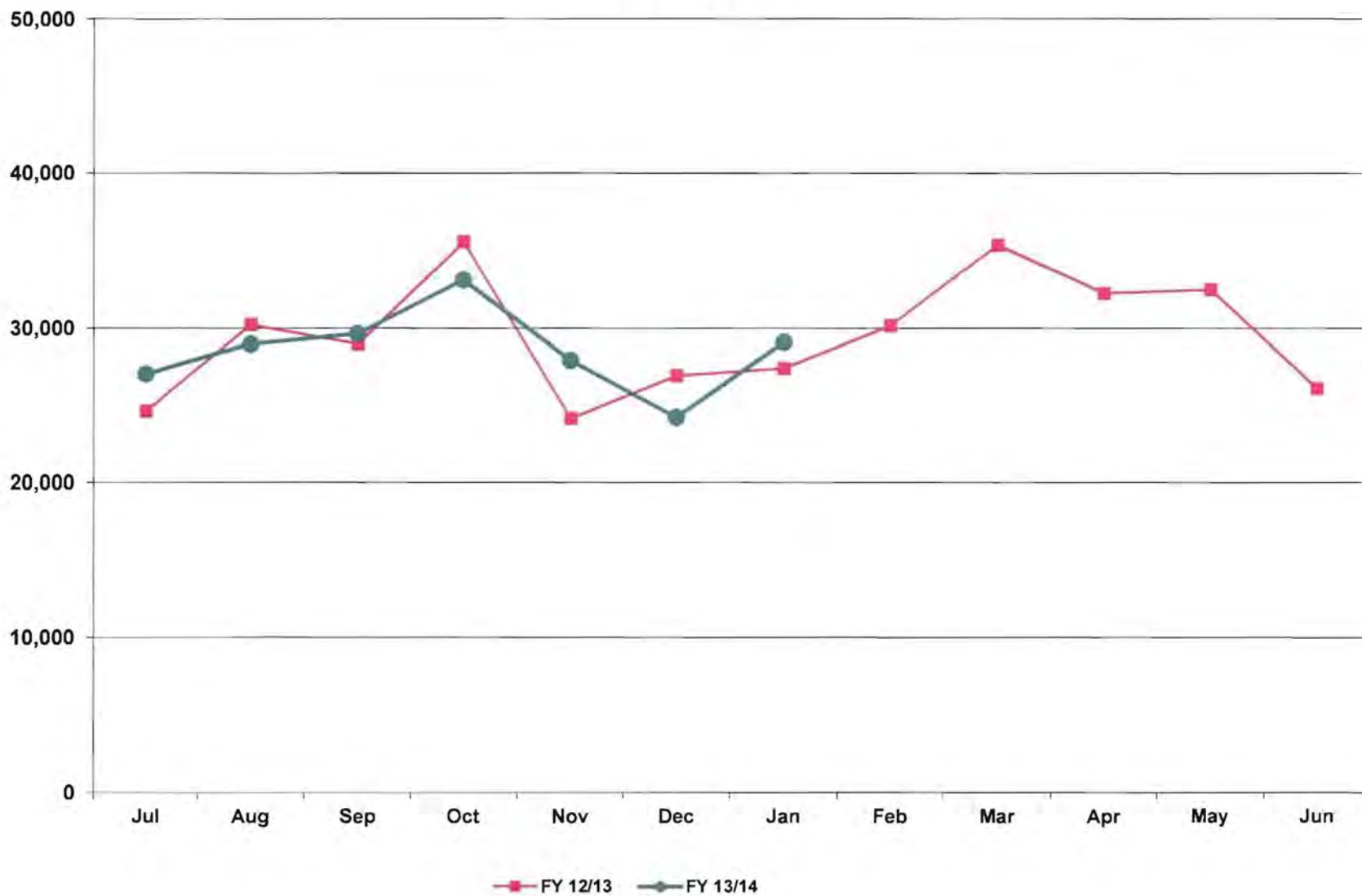
Phoenix Sky Harbor International Airport
Total Enplaned/Deplaned Cargo (Tons)
January 2014



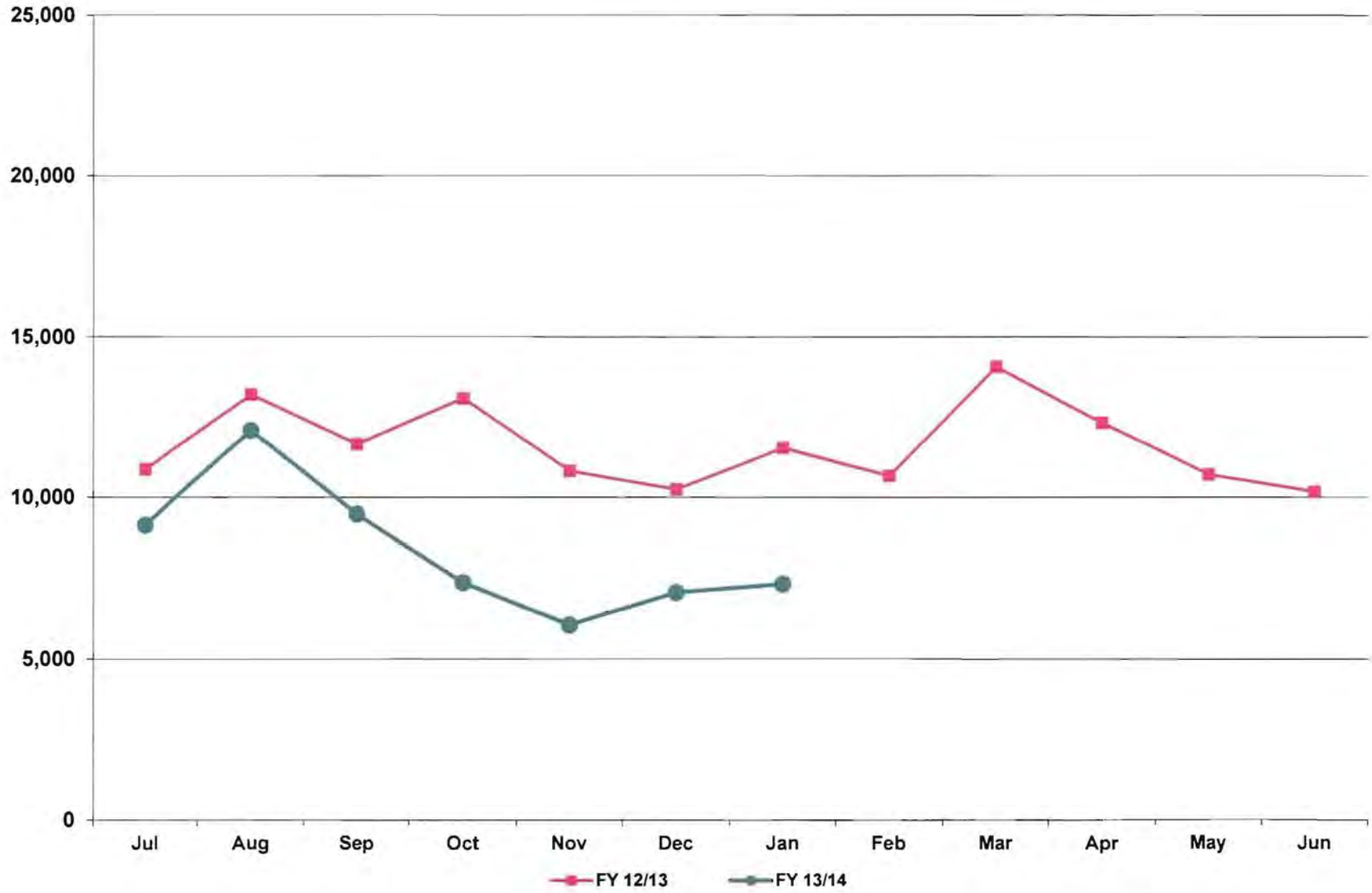
Phoenix Sky Harbor International Airport
Aircraft Operations
January 2014



Deer Valley Airport
Aircraft Operations
January 2014



Goodyear Airport
Aircraft Operations
January 2014



**City of Phoenix Aviation Department
Sky Harbor International Airport
Financial Management Division
REVISED Monthly Statistical Reports – February 2014
Table of Contents**

Reports:

- 1 Passengers, Cargo, and Aircraft Operations
- 2 Passenger Activity Report
- 3 Passenger and Activity Worksheet February 2014
- 4 Passenger and Activity Worksheet February 2013
- 5 Enplaned Passengers by Carrier for Fiscal Year 2013/14
- 6 Deplaned Passengers by Carrier for Fiscal Year 2013/14
- 7 Total Passengers by Carrier for Fiscal Year 2013/14
- 8 Enplaned Passengers by Carrier for Calendar Year 2014
- 9 Deplaned Passengers by Carrier for Calendar Year 2014
- 10 Total Passengers by Carrier for Calendar Year 2014
- 11 Airline Landing Weights – All Airlines for Fiscal Year 2013/14
- 12 Airline Landing Weights – Rates & Charges Airlines Only for Fiscal Year 2013/14

Graphs:

- 1 Domestic Enplaned / Deplaned Passengers Terminal 2
- 2 Domestic Enplaned / Deplaned Passengers Terminal 3
- 3 Domestic Enplaned / Deplaned Passengers Terminal 4
- 4 Total Domestic Enplaned / Deplaned Passengers
- 5 Total International Enplaned / Deplaned Passengers
- 6 Total Enplaned / Deplaned Passengers
- 7 Total Enplaned / Deplaned Cargo (in Tons)
- 8 Sky Harbor International Airport Aircraft Operations
- 9 Deer Valley Airport Aircraft Operations
- 10 Goodyear Airport Aircraft Operations

PASSENGERS, CARGO, AND AIRCRAFT OPERATIONS AT PHOENIX AIRPORTS: February 2014

Revised

February	2014	2013	%Chg	Fiscal YTD 2013/14	Fiscal YTD 2012/2013	%Chg	Calendar YTD 2014	Calendar YTD 2013	%Chg
PASSENGERS									
T2	110,663	107,817	2.6%	827,072	829,166	-0.3%	221,887	219,782	1.0%
T3	209,777	193,472	8.4%	1,573,929	1,479,505	6.4%	429,421	388,385	10.6%
T4	1,140,380	1,117,998	2.0%	9,954,179	9,987,267	-0.3%	2,366,441	2,307,330	2.6%
International	103,874	100,259	3.6%	699,425	722,767	-3.2%	215,471	213,006	1.2%
Total Enplaned	1,564,694	1,519,546	3.0%	13,054,605	13,018,705	0.3%	3,233,220	3,128,503	3.3%
T2	110,942	108,735	2.0%	837,636	839,851	-0.3%	222,665	221,011	0.7%
T3	215,717	198,898	8.5%	1,596,552	1,532,570	4.2%	435,604	402,750	8.2%
T4	1,158,627	1,128,323	2.7%	10,082,941	10,164,481	-0.8%	2,405,144	2,329,368	3.3%
International	109,094	104,496	4.4%	726,118	743,377	-2.3%	226,253	219,477	3.1%
Total Deplaned	1,594,380	1,540,452	3.5%	13,243,247	13,280,279	-0.3%	3,289,666	3,172,606	3.7%
Total	3,159,074	3,059,998	3.2%	26,297,852	26,298,984	0.0%	6,522,886	6,301,109	3.5%
CARGO									
Freight enplaned	11,309	10,297	9.8%	96,945	92,108	5.3%	23,247	22,082	5.3%
Freight deplaned	10,124	10,466	-3.3%	85,643	89,254	-4.0%	21,263	22,062	-3.6%
Total Freight	21,433	20,763	3.2%	182,588	181,362	0.7%	44,510	44,144	0.8%
Mail enplaned	1,817	1,481	22.7%	13,322	10,653	25.1%	4,058	2,697	50.5%
Mail deplaned	1,466	1,747	-16.1%	10,865	12,679	-14.3%	3,103	3,318	-6.5%
Total Mail	3,283	3,228	1.7%	24,187	23,332	3.7%	7,161	6,015	19.1%
Total (Tons)	24,716	23,991	3.0%	206,775	204,694	1.0%	51,671	50,159	3.0%
AIRCRAFT OPERATIONS									
Air Carrier/Air Taxi	30,945	31,547	-1.9%	268,948	273,697	-1.7%	65,103	66,261	-1.7%
General Aviation	1,743	1,826	-4.5%	13,703	14,070	-2.6%	3,793	3,833	-1.0%
Military	186	231	-19.5%	1,463	1,694	-13.6%	380	498	-23.7%
Sky Harbor International	32,874	33,604	-2.2%	284,114	289,461	-1.8%	69,276	70,592	-1.9%
Air Carrier/Air Taxi	516	356	44.9%	3,325	2,850	16.7%	1,086	748	45.2%
General Aviation	23,744	29,812	-20.4%	221,145	225,287	-1.8%	52,309	56,822	-7.9%
Military	5	2	150.0%	69	37	86.5%	9	11	-18.2%
Deer Valley Airport	24,265	30,170	-19.6%	224,539	228,174	-1.6%	53,404	57,581	-7.3%
Air Carrier/Air Taxi	153	90	70.0%	680	534	27.3%	253	181	39.8%
General Aviation	6,147	10,187	-39.7%	61,914	87,664	-29.4%	13,122	21,374	-38.6%
Military	360	385	-6.5%	2,567	3,869	-33.7%	604	640	-5.6%
Goodyear Airport	6,660	10,662	-37.5%	65,161	92,067	-29.2%	13,979	22,195	-37.0%
Total	63,799	74,436	-14.3%	573,814	609,702	-5.9%	136,659	150,368	-9.1%

Passenger Activity Report *** Sky Harbor International Airport *** February 2014

Revised

Airline	Enplaned Passengers			Deplaned Passengers			Total Passengers		
	2014	2013	% Chg	2014	41640	% Chg	2014	2013	% Chg
TERMINAL 2									
Alaska Airlines	30,724	27,716	10.9%	31,428	28,669	9.6%	62,152	56,385	10.2%
Continental Airlines		35,956	-100.0%		36,677	-100.0%		72,633	-100.0%
Great Lakes Aviation	509	396	28.5%	510	382	33.5%	1,019	778	31.0%
United Airlines	79,430	43,749	81.6%	79,004	43,007	83.7%	158,434	86,756	82.6%
Total	110,663	107,817	2.6%	110,942	108,735	2.0%	221,605	216,552	2.3%
TERMINAL 3									
American Airlines	65,025	62,167	4.6%	65,892	63,943	3.0%	130,917	126,110	3.8%
Delta Air Lines	97,455	96,872	0.6%	100,000	98,878	1.1%	197,455	195,750	0.9%
Frontier Airlines	16,898	18,691	-9.6%	17,284	19,044	-9.2%	34,182	37,735	-9.4%
Hawaiian Airlines	6,379	6,309	1.1%	6,411	6,489	-1.2%	12,790	12,798	-0.1%
jetBlue Airways	6,084	6,261	-2.8%	6,720	6,628	1.4%	12,804	12,889	-0.7%
MN Airlines dba Sun Country	3,849	3,172	21.3%	4,344	3,916	10.9%	8,193	7,088	15.6%
Spirit Airlines	14,087		N/A	15,066		N/A	29,153		N/A
Total	209,777	193,472	8.4%	215,717	198,898	8.5%	425,494	392,370	8.4%
TERMINAL 4									
Aerovias de Mexico dba Aeromexico	906	751	20.6%	842	714	17.9%	1,748	1,465	19.3%
Air Canada	9,725	8,904	9.2%	10,457	9,596	9.0%	20,182	18,500	9.1%
AirTran Airways			N/A			N/A			N/A
British Airways	5,516	5,068	8.8%	6,897	6,411	7.6%	12,413	11,479	8.1%
Southwest Airlines	469,902	465,483	0.9%	473,468	467,815	1.2%	943,370	933,298	1.1%
US Airways	731,080	714,822	2.3%	746,818	723,474	3.2%	1,477,898	1,438,296	2.8%
Volaris	1,862		N/A	2,064		N/A	3,926		N/A
WestJet	25,263	23,229	8.8%	27,175	24,809	9.5%	52,438	48,038	9.2%
Total	1,244,254	1,218,257	2.1%	1,267,721	1,232,819	2.8%	2,511,975	2,451,076	2.5%
GRAND TOTAL	1,564,694	1,519,546	3.0%	1,594,380	1,540,452	3.5%	3,159,074	3,059,998	3.2%

Sky Harbor International Airport - Passenger and Activity Worksheet February 2014

Revised

Airline	Enplaned Passengers				Deplaned Passengers			Freight		Mail		Landed Weight	Landings					
	Domestic	Connect	Internat'l	Total	Domestic	Internat'l	Total	Enplaned	Deplaned	Enplaned	Deplaned							
TERMINAL 2																		
Alaska Airlines	30,724			30,724	31,428		31,428	12,152	31,370			29,739,500	216					
Continental Airlines																		
Great Lakes Aviation	509			509	510		510	33	167			2,141,300	133					
United Airlines	79,430			79,430	79,004		79,004	38,320	42,027	275,752	347,823	83,294,800	688					
Subtotal Terminal 2	110,663			110,663	110,942		110,942	50,505	73,564	275,752	347,823	115,175,600	1,037					
TERMINAL 3																		
American Airlines	65,025			65,025	65,892		65,892	1,924	25,653		59	63,958,000	564					
Delta Air Lines	97,455			97,455	100,000		100,000	77,704	73,472	285,569	324,288	99,939,600	701					
Frontier Airlines	16,898			16,898	17,284		17,284					17,178,140	127					
Hawaiian Airlines	6,379			6,379	6,411		6,411	123,740	68,335			8,910,000	28					
jetBlue Airways	6,084			6,084	6,720		6,720					7,100,000	50					
MN Airlines dba Sun Country	3,849			3,849	4,344		4,344			25,530	81,439	4,408,400	31					
Spirit Airlines	14,087			14,087	15,066		15,066					15,864,296	112					
Subtotal Terminal 3	209,777			209,777	215,717		215,717	203,368	167,460	311,099	405,786	217,358,436	1,613					
TERMINAL 4																		
Aerovias de Mexico dba Aeromexico			906	906		842	842					1,063,725	25					
Air Canada			9,725	9,725		10,457	10,457	2,478	1,581			10,951,400	79					
British Airways			5,516	5,516		6,897	6,897	347,061	330,799			16,974,144	27					
Southwest Airlines	358,112	111,790		469,902	473,468		473,468	1,309,727	1,398,866			530,404,000	4,177					
US Airways	387,782	282,696	60,602	731,080	685,159	61,659	746,818	1,731,614	1,623,709	2,943,373	2,032,920	865,165,800	7,046					
Volaris			1,862	1,862		2,064	2,064					3,450,228	24					
WestJet			25,263	25,263		27,175	27,175					26,109,800	187					
Subtotal Terminal 4	745,894	394,486	103,874	1,244,254	1,158,627	109,094	1,267,721	3,390,880	3,354,955	2,943,373	2,032,920	1,454,119,097	11,565					
Total Passenger Airlines	1,066,334	394,486	103,874	1,564,694	1,485,286	109,094	1,594,380	3,644,753	3,595,979	3,530,224	2,786,529	1,786,653,133	14,215					
AIR CARGO (SOUTH)																		
Federal Express								11,368,655	8,851,890			57,789,000	144					
United Parcel Service								5,468,821	5,611,661	103,245	146,177	33,017,360	109					
Subtotal Air Cargo (South)								16,837,476	14,463,551	103,245	146,177	90,806,360	253					
AIR CARGO (WEST)																		
ABX Air								1,482,259	1,590,595			10,413,000	38					
Aimet Systems								9,948	6,750			331,100	21					
Amerflight								378,213	339,841			3,887,190	281					
Empire Airlines								153,768	97,006			960,500	113					
IFL Group								110,605	152,658			928,000	16					
Subtotal Air Cargo (West)								2,134,793	2,186,850			16,519,790	469					
Total Cargo Airlines								18,972,269	16,650,401	103,245	146,177	107,326,150	722					
Grand Total	1,066,334	394,486	103,874	1,564,694	1,485,286	109,094	1,594,380	22,617,022	20,246,380	3,633,469	2,932,706	1,893,979,283	14,937					
Total All Passengers:	3,159,074							Total Air Cargo in Tons:		11,309	+	10,123	+	1,817	+	1,466	=	24,715

Sky Harbor International Airport - Passenger and Activity Worksheet February 2013

Airline	Enplaned Passengers				Deplaned Passengers			Freight		Mail		Landed Weight	Landings				
	Domestic	Connect	Internat'l	Total	Domestic	Internat'l	Total	Enplaned	Deplaned	Enplaned	Deplaned						
TERMINAL 2																	
Alaska Airlines	27,716			27,716	28,669		28,669	10,605	416,669			26,312,800	192				
Continental Airlines	35,956			35,956	36,677		36,677	20,074	24,414	100,513	124,250	37,259,100	247				
Great Lakes Aviation	396			396	382		382	108	211			1,819,300	113				
United Airlines	43,749			43,749	43,007		43,007	28,261	32,165	97,897	97,786	48,861,804	427				
Subtotal Terminal 2	107,817			107,817	108,735		108,735	59,048	473,459	198,410	222,036	114,253,004	979				
TERMINAL 3																	
American Airlines	62,167			62,167	63,943		63,943	1,259	57,855		30	65,120,500	589				
Delta Air Lines	96,872			96,872	98,878		98,878	13,189	121,638	228,281	338,619	110,852,900	718				
Frontier Airlines	18,691			18,691	19,044		19,044	2,965	18,194			19,747,612	148				
Hawaiian Airlines	6,309			6,309	6,489		6,489	108,686	93,634			8,585,000	28				
jetBlue Airways	6,261			6,261	6,628		6,628					7,242,000	51				
Subtotal Terminal 3	193,472			193,472	198,898		198,898	126,099	291,321	320,375	433,002	215,490,012	1,561				
TERMINAL 4																	
Aerovias de Mexico dba Aeromexico			751	751		714	714					1,191,372	28				
Air Canada			8,904	8,904		9,596	9,596	1,811	1,128	4,777	768	9,986,800	79				
AirTran Airways																	
British Airways			5,068	5,068		6,411	6,411	208,877	345,112			16,345,472	26				
Southwest Airlines	350,184	115,299		465,483	467,815		467,815	1,298,757	1,499,229			554,618,000	4,381				
US Airways	363,616	288,899	62,307	714,822	660,508	62,966	723,474	1,681,474	1,502,429	2,396,602	2,699,813	866,411,500	7,213				
WestJet			23,229	23,229		24,809	24,809					24,491,800	176				
Subtotal Terminal 4	713,800	404,198	100,259	1,218,257	1,128,323	104,496	1,232,819	3,190,919	3,347,898	2,401,379	2,700,581	1,473,044,944	11,903				
Total Passenger Airlines	1,015,089	404,198	100,259	1,519,546	1,435,956	104,496	1,540,452	3,376,066	4,112,678	2,920,164	3,355,619	1,802,787,960	14,443				
AIR CARGO (SOUTH)																	
Federal Express								10,133,994	9,697,782			47,641,200	117				
United Parcel Service								5,252,916	5,121,267	42,510	138,228	32,006,000	105				
Subtotal Air Cargo (South)								15,386,910	14,819,049	42,510	138,228	79,647,200	222				
AIR CARGO (WEST)																	
ABX Air								1,215,650	1,326,108			11,067,000	40				
Airnet Systems								20,248	23,144			473,600	39				
Ameriflight								344,515	381,348			3,607,086	271				
Empire Airlines								131,256	97,997			807,500	95				
IFL Group								120,094	171,094			1,218,000	21				
Subtotal Air Cargo (West)								1,831,763	1,999,691			17,173,186	466				
Total Cargo Airlines								17,218,673	16,818,740	42,510	138,228	96,820,386	688				
Grand Total	1,015,089	404,198	100,259	1,519,546	1,435,956	104,496	1,540,452	20,594,739	20,931,418	2,962,674	3,493,847	1,899,608,346	15,131				
Total All Passengers:	3,059,998							Total Air Cargo in Tons:	10,297	+	10,466	+	1,481	+	1,747	=	23,991

Sky Harbor International Airport - Enplaned Passengers by Carrier
Fiscal Year 2013/14

Revised

Airline	Jul	Aug	Sep	Oct	Nov	Dec	Jan	Feb	Mar	Apr	May	Jun	Total
TERMINAL 2													
Alaska Airlines	23,135	23,318	20,263	25,823	27,623	30,282	29,364	30,724					210,532
Great Lakes Aviation	1,296	1,296	1,106	940	826	753	520	509					7,246
United Airlines	61,962	63,909	70,991	81,137	85,076	85,449	81,340	79,430					609,294
Total	86,393	88,523	92,360	107,900	113,525	116,484	111,224	110,663					827,072
TERMINAL 3													
American Airlines	48,924	47,219	50,900	58,494	57,701	67,965	69,700	65,025					465,928
Delta Air Lines	106,435	102,435	87,791	101,315	93,923	99,071	102,742	97,455					791,167
Frontier Airlines	13,306	14,170	16,235	18,589	16,614	17,212	16,835	16,898					129,859
Hawaiian Airlines	7,241	6,817	6,733	7,486	6,390	7,501	7,367	6,379					55,914
jetBlue Airways	8,246	7,865	6,067	7,410	6,623	7,097	5,993	6,084					55,385
MN Airlines dba Sun Country			1,570	2,842	3,623	4,931	3,609	3,849					20,424
Spirit Airlines				803	11,360	15,604	13,398	14,087					55,252
Total	184,152	178,506	169,296	196,939	196,234	219,381	219,644	209,777					1,573,929
TERMINAL 4													
Aerovías de Mexico dba Aeromexico	1,055	871	806	940	1,120	1,383	1,355	906					8,436
Air Canada	3,202	3,415	3,257	4,877	8,533	9,029	8,866	9,725					50,904
British Airways	7,880	8,685	9,336	8,802	7,194	7,574	7,003	5,516					61,990
Southwest Airlines	540,624	505,483	459,911	519,204	486,488	536,559	481,394	469,902					3,999,565
US Airways	895,105	857,831	708,436	796,828	764,064	845,188	813,891	731,080					6,412,423
Volaris				604	1,287	2,630	2,520	1,862					8,903
WestJet	3,921	4,308	4,651	8,014	21,292	21,305	22,629	25,263					111,383
Total	1,451,787	1,380,593	1,186,397	1,339,269	1,289,978	1,423,668	1,337,658	1,244,254					10,653,604
GRAND TOTAL	1,722,332	1,647,622	1,448,053	1,644,108	1,599,737	1,759,533	1,668,526	1,564,694					13,054,605

Sky Harbor International Airport - Deplaned Passengers by Carrier
Fiscal Year 2013/14

Revised

Airline	Jul	Aug	Sep	Oct	Nov	Dec	Jan	Feb	Mar	Apr	May	Jun	Total
TERMINAL 2													
Alaska Airlines	22,606	24,814	22,581	27,906	28,204	29,381	30,952	31,428					217,872
Great Lakes Aviation	1,368	1,368	1,252	918	817	718	614	510					7,565
United Airlines	64,294	65,758	72,341	83,351	84,279	83,015	80,157	79,004					612,199
Total	88,268	91,940	96,174	112,175	113,300	113,114	111,723	110,942					837,636
TERMINAL 3													
American Airlines	51,946	49,723	54,042	61,608	59,241	69,402	71,060	65,892					482,914
Delta Air Lines	104,870	104,267	91,060	104,309	95,935	98,701	97,243	100,000					796,385
Frontier Airlines	14,390	15,178	15,543	6,888	16,962	17,377	17,440	17,284					121,062
Hawaiian Airlines	7,411	7,602	7,144	7,493	6,689	7,281	7,512	6,411					57,543
jetBlue Airways	8,398	7,848	6,384	7,857	6,904	7,628	6,721	6,720					58,460
MN Airlines dba Sun Country			1,663	3,104	3,364	4,956	4,698	4,344					22,129
Spirit Airlines				808	11,533	15,439	15,213	15,066					58,059
Total	187,015	184,618	175,836	192,067	200,628	220,784	219,887	215,717					1,596,552
TERMINAL 4													
Aerovias de Mexico dba Aeromexico	1,200	752	380	803	908	1,187	1,357	842					7,429
Air Canada	3,203	3,396	3,258	5,207	9,380	9,855	9,631	10,457					54,387
British Airways	10,312	9,272	9,559	9,937	7,762	8,288	8,319	6,897					70,346
Southwest Airlines	548,813	500,334	466,475	528,133	489,063	531,702	489,476	473,468					4,027,464
US Airways	916,874	867,099	715,371	808,792	776,443	861,343	828,022	746,818					6,520,762
Volaris				735	1,355	2,701	2,868	2,064					9,723
WestJet	4,286	4,592	4,946	9,298	22,485	22,163	24,003	27,175					118,948
Total	1,484,688	1,385,445	1,199,989	1,362,905	1,307,396	1,437,239	1,363,676	1,267,721					10,809,059
GRAND TOTAL	1,759,971	1,662,003	1,471,999	1,667,147	1,621,324	1,771,137	1,695,286	1,594,380					13,243,247

Sky Harbor International Airport - Total Passengers by Carrier
Fiscal Year 2013/14

Revised

Airline	Jul	Aug	Sep	Oct	Nov	Dec	Jan	Feb	Mar	Apr	May	Jun	Total
TERMINAL 2													
Alaska Airlines	45,741	48,132	42,844	53,729	55,827	59,663	60,316	62,152					428,404
Great Lakes Aviation	2,664	2,664	2,358	1,858	1,643	1,471	1,134	1,019					14,811
United Airlines	126,256	129,667	143,332	164,488	169,355	168,464	161,497	158,434					1,221,493
Total	174,661	180,463	188,534	220,075	226,825	229,598	222,947	221,605					1,664,708
TERMINAL 3													
American Airlines	100,870	96,942	104,942	120,102	116,942	137,367	140,760	130,917					948,842
Delta Air Lines	211,305	206,702	178,851	205,624	189,858	197,772	199,985	197,455					1,587,552
Frontier Airlines	27,696	29,348	31,778	25,477	33,576	34,589	34,275	34,182					250,921
Hawaiian Airlines	14,652	14,419	13,877	14,979	13,079	14,782	14,879	12,790					113,457
jetBlue Airways	16,644	15,713	12,451	15,267	13,527	14,725	12,714	12,804					113,845
MN Airlines dba Sun Country			3,233	5,946	6,987	9,887	8,307	8,193					42,553
Spirit Airlines				1,611	22,893	31,043	28,611	29,153					113,311
Total	371,167	363,124	345,132	389,006	396,862	440,165	439,531	425,494					3,170,481
TERMINAL 4													
Aerovias de Mexico dba Aeromexico	2,255	1,623	1,186	1,743	2,028	2,570	2,712	1,748					15,865
Air Canada	6,405	6,811	6,515	10,084	17,913	18,884	18,497	20,182					105,291
British Airways	18,192	17,957	18,895	18,739	14,956	15,862	15,322	12,413					132,336
Southwest Airlines	1,089,437	1,005,817	926,386	1,047,337	975,551	1,068,261	970,870	943,370					8,027,029
US Airways	1,811,979	1,724,930	1,423,807	1,605,620	1,540,507	1,706,531	1,641,913	1,477,898					12,933,185
Volaris				1,339	2,642	5,331	5,388	3,926					18,626
WestJet	8,207	8,900	9,597	17,312	43,777	43,468	46,632	52,438					230,331
Total	2,936,475	2,766,038	2,386,386	2,702,174	2,597,374	2,860,907	2,701,334	2,511,975					21,462,663
GRAND TOTAL	3,482,303	3,309,625	2,920,052	3,311,255	3,221,061	3,530,670	3,363,812	3,159,074					26,297,852

Sky Harbor International Airport - Enplaned Passengers by Carrier
Calendar Year 2014

Revised

Airline	Jan	Feb	Mar	Apr	May	Jun	Jul	Aug	Sep	Oct	Nov	Dec	Total
TERMINAL 2													
Alaska Airlines	29,364	30,724											60,088
Great Lakes Aviation	520	509											1,029
United Airlines	81,340	79,430											160,770
Total	111,224	110,663											221,887
TERMINAL 3													
American Airlines	69,700	65,025											134,725
Delta Air Lines	102,742	97,455											200,197
Frontier Airlines	16,835	16,898											33,733
Hawaiian Airlines	7,367	6,379											13,746
jetBlue Airways	5,993	6,084											12,077
MN Airlines dba Sun Country	3,609	3,849											7,458
Spirit Airlines	13,398	14,087											27,485
Total	219,644	209,777											429,421
TERMINAL 4													
Aerovias de Mexico dba Aeromexico	1,355	906											2,261
Air Canada	8,866	9,725											18,591
British Airways	7,003	5,516											12,519
Southwest Airlines	481,394	469,902											951,296
US Airways	813,891	731,080											1,544,971
Volaris	2,520	1,862											4,382
WestJet	22,629	25,263											47,892
Total	1,337,658	1,244,254											2,581,912
GRAND TOTAL	1,668,526	1,564,694											3,233,220

Sky Harbor International Airport - Deplaned Passengers by Carrier
Calendar Year 2014

Revised

Airline	Jan	Feb	Mar	Apr	May	Jun	Jul	Aug	Sep	Oct	Nov	Dec	Total
TERMINAL 2													
Alaska Airlines	30,952	31,428											62,380
Great Lakes Aviation	614	510											1,124
United Airlines	80,157	79,004											159,161
Total	111,723	110,942											222,665
TERMINAL 3													
American Airlines	71,060	65,892											136,952
Delta Air Lines	97,243	100,000											197,243
Frontier Airlines	17,440	17,284											34,724
Hawaiian Airlines	7,512	6,411											13,923
jetBlue Airways	6,721	6,720											13,441
MN Airlines dba Sun Country	4,698	4,344											9,042
Spirit Airlines	15,213	15,066											30,279
Total	219,887	215,717											435,604
TERMINAL 4													
Aerovias de Mexico dba Aeromexico	1,357	842											2,199
Air Canada	9,631	10,457											20,088
British Airways	8,319	6,897											15,216
Southwest Airlines	489,476	473,468											962,944
US Airways	828,022	746,818											1,574,840
Volaris	2,868	2,064											4,932
WestJet	24,003	27,175											51,178
Total	1,363,676	1,267,721											2,631,397
GRAND TOTAL	1,695,286	1,594,380											3,289,666

Sky Harbor International Airport - Total Passengers by Carrier
Calendar Year 2014

Revised

Airline	Jan	Feb	Mar	Apr	May	Jun	Jul	Aug	Sep	Oct	Nov	Dec	Total
TERMINAL 2													
Alaska Airlines	60,316	62,152											122,468
Great Lakes Aviation	1,134	1,019											2,153
United Airlines	161,497	158,434											319,931
Total	222,947	221,605											444,552
TERMINAL 3													
American Airlines	140,760	130,917											271,677
Delta Air Lines	199,985	197,455											397,440
Frontier Airlines	34,275	34,182											68,457
Hawaiian Airlines	14,879	12,790											27,669
jetBlue Airways	12,714	12,804											25,518
MN Airlines dba Sun Country	8,307	8,193											16,500
Spirit Airlines	28,611	29,153											57,764
Total	439,531	425,494											865,025
TERMINAL 4													
Aerovias de Mexico dba Aeromexico	2,712	1,748											4,460
Air Canada	18,497	20,182											38,679
British Airways	15,322	12,413											27,735
Southwest Airlines	970,870	943,370											1,914,240
US Airways	1,641,913	1,477,898											3,119,811
Volaris	5,388	3,926											9,314
WestJet	46,632	52,438											99,070
Total	2,701,334	2,511,975											5,213,309
GRAND TOTAL	3,363,812	3,159,074											6,522,886

Sky Harbor International Airport
Landing Weights (in Thousands) Fiscal Year 2013/14 - All Airlines

Revised

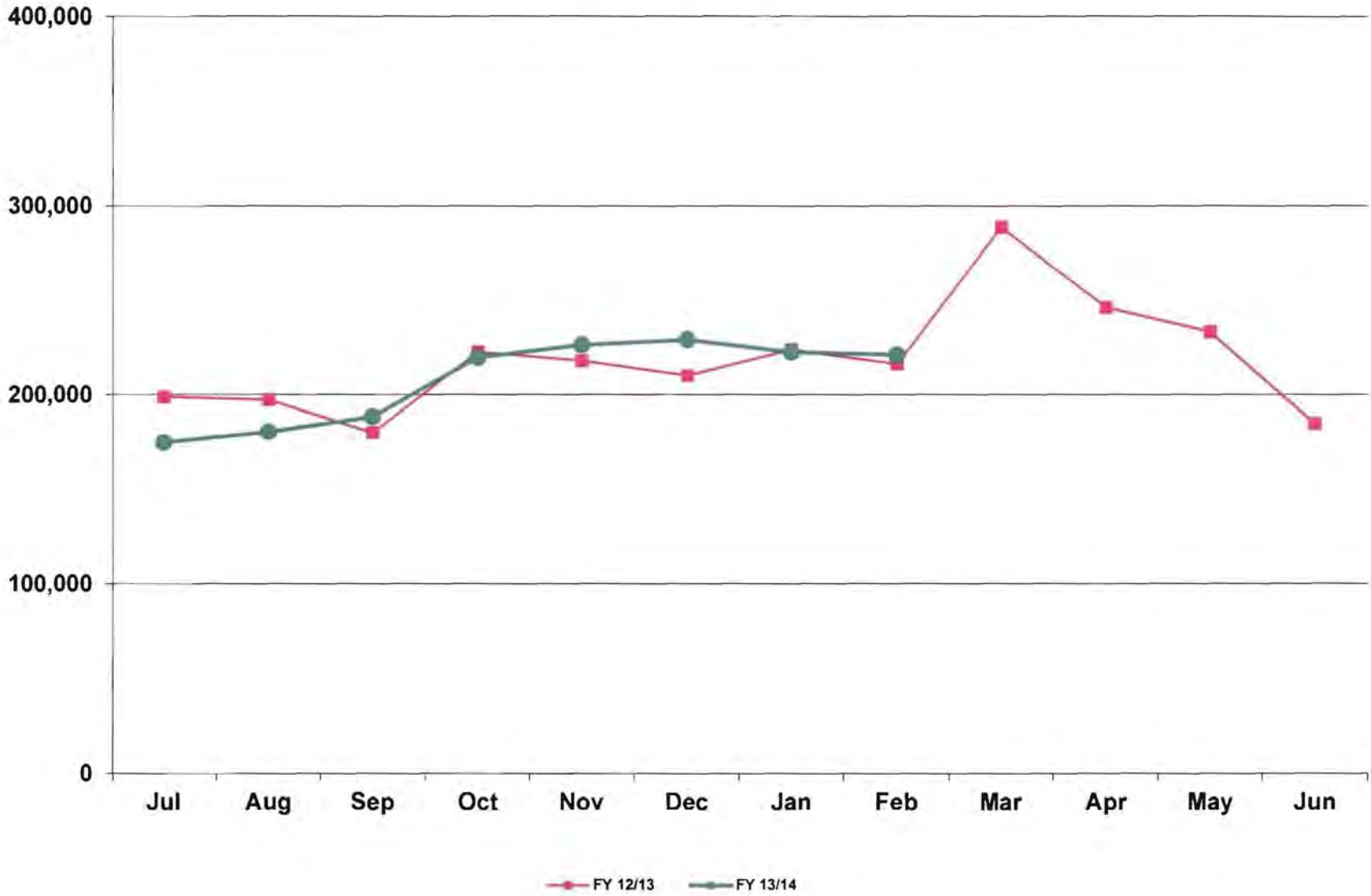
Airline	Jul	Aug	Sep	Oct	Nov	Dec	Jan	Feb	Mar	Apr	May	Jun	Total
Aerovias de Mexico dba Aeromexico	1,319	1,234	1,276	1,319	1,276	1,276	1,319	1,064					10,083
Air Canada	4,170	4,170	4,043	5,418	11,204	12,037	10,863	10,951					62,856
Alaska Airlines	24,289	25,437	23,689	27,146	28,156	28,309	30,842	29,740					217,608
American Airlines	50,283	51,409	56,023	59,609	59,842	68,699	69,893	63,958					479,716
British Airways	19,489	19,489	18,860	19,489	18,231	18,860	19,489	16,974					150,881
Delta Air Lines	110,642	113,238	96,430	111,952	108,465	107,037	109,440	99,940					857,144
Frontier Airlines	14,191	15,539	17,436	19,420	17,795	17,963	17,985	17,178					137,507
Great Lakes Aviation	3,397	3,397	3,172	3,091	2,785	2,560	2,254	2,141					22,797
Hawaiian Airlines	9,920	9,920	9,600	9,895	9,575	9,745	9,845	8,910					77,410
jetBlue Airways	8,804	8,662	7,384	8,804	8,520	8,520	7,384	7,100					65,178
MN Airlines dba Sun Country			2,730	4,302	4,583	5,700	4,622	4,408					26,345
Southwest Airlines	639,666	620,036	579,508	609,208	563,928	593,958	576,114	530,404					4,712,822
Spirit Airlines				965	14,271	17,143	17,204	15,864					65,447
United Airlines	68,028	70,040	78,903	87,908	90,386	89,513	86,227	83,295					654,300
US Airways	1,042,358	992,210	871,669	966,980	955,284	994,266	972,582	865,165					7,660,514
Volaris				1,003	1,868	3,706	3,890	3,450					13,917
WestJet	4,501	4,535	5,939	9,917	27,083	27,893	28,382	26,110					134,360
Passenger	2,001,057	1,939,316	1,776,662	1,946,426	1,923,252	2,007,185	1,968,335	1,786,652					15,348,885
ABX Air	11,729	12,361	10,608	12,534	11,240	11,262	12,328	10,413					92,475
Airnet Systems	432	479	326	378	382	366	335	331					3,029
Amenflight	4,508	4,679	3,722	4,690	4,093	3,812	4,352	3,887					33,743
Empire Airlines	765	842	697	833	935	961	910	961					6,904
Federal Express	50,471	54,756	48,934	59,851	62,416	102,223	65,272	57,789					501,712
IFL Group	986	1,044	928	1,160	986	986	1,044	928					8,062
United Parcel Service	34,317	36,934	32,243	37,141	36,783	80,355	37,026	33,017					327,816
Cargo	103,208	111,095	97,458	116,587	116,835	199,965	121,267	107,326					973,741
Grand Total	2,104,265	2,050,411	1,874,120	2,063,013	2,040,087	2,207,150	2,089,602	1,893,978					16,322,626

Sky Harbor International Airport
Landing Weights (in Thousands) Fiscal Year 2013/14 - Rates & Charges Airlines

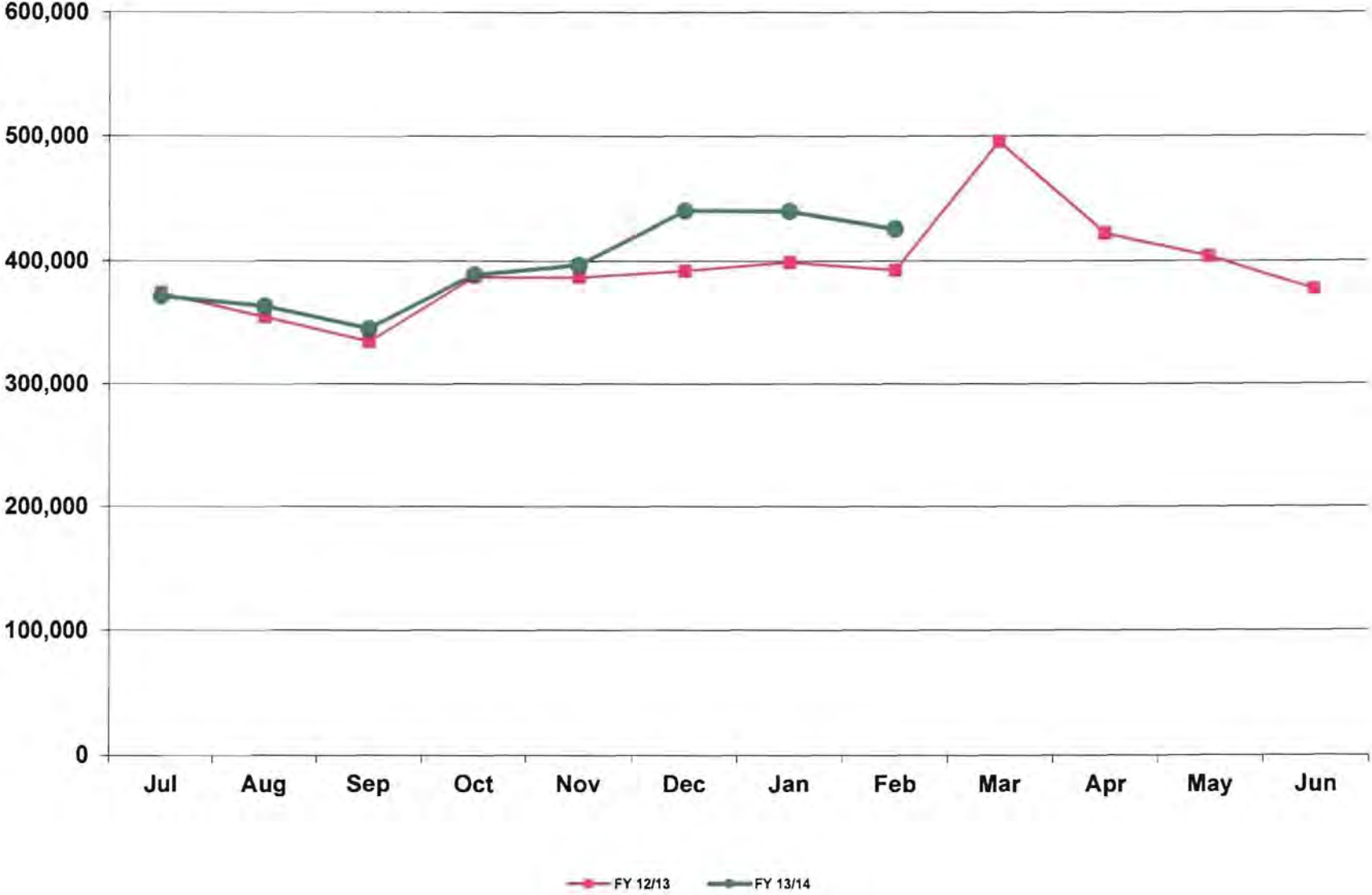
Revised

Airline	Jul	Aug	Sep	Oct	Nov	Dec	Jan	Feb	Mar	Apr	May	Jun	Total
Aerovias de Mexico dba Aeromexico	1,319	1,234	1,276	1,319	1,276	1,276	1,319	1,064					10,083
Air Canada	4,170	4,170	4,043	5,418	11,204	12,037	10,863	10,951					62,856
Alaska Airlines	24,289	25,437	23,689	27,146	28,156	28,309	30,842	29,740					217,608
American Airlines	50,283	51,409	56,023	59,609	59,842	68,699	69,893	63,958					479,716
British Airways	19,489	19,489	18,860	19,489	18,231	18,860	19,489	16,974					150,881
Delta Air Lines	110,642	113,238	96,430	111,952	108,465	107,037	109,440	99,940					857,144
Frontier Airlines	14,191	15,539	17,436	19,420	17,795	17,963	17,985	17,178					137,507
Great Lakes Aviation	3,397	3,397	3,172	3,091	2,785	2,560	2,254	2,141					22,797
Hawaiian Airlines	9,920	9,920	9,600	9,895	9,575	9,745	9,845	8,910					77,410
jetBlue Airways	8,804	8,662	7,384	8,804	8,520	8,520	7,384	7,100					65,178
MN Airlines dba Sun Country			2,730	4,302	4,583	5,700	4,622	4,408					26,345
Southwest Airlines	639,666	620,036	579,508	609,208	563,928	593,958	576,114	530,404					4,712,822
Spirit Airlines				965	14,271	17,143	17,204	15,864					65,447
United Airlines	68,028	70,040	78,903	87,908	90,386	89,513	86,227	83,295					654,300
US Airways	1,042,358	992,210	871,669	966,980	955,284	994,266	972,582	865,165					7,560,514
Volaris				1,003	1,868	3,706	3,890	3,450					13,917
WestJet	4,501	4,535	5,939	9,917	27,083	27,893	28,382	26,110					134,360
Passenger	2,001,057	1,939,316	1,776,662	1,946,426	1,923,252	2,007,185	1,968,335	1,786,652					15,348,885
ABX Air	11,729	12,361	10,608	12,534	11,240	11,262	12,328	10,413					92,475
Federal Express	50,471	54,756	48,934	59,851	62,416	102,223	65,272	57,789					501,712
IFL Group	986	1,044	928	1,160	986	986	1,044	928					8,062
United Parcel Service	34,317	36,934	32,243	37,141	36,783	80,355	37,026	33,017					327,816
Cargo	97,503	105,095	92,713	110,686	111,425	194,826	115,670	102,147					930,065
Grand Total	2,098,560	2,044,411	1,869,375	2,057,112	2,034,677	2,202,011	2,084,005	1,888,799					16,278,950

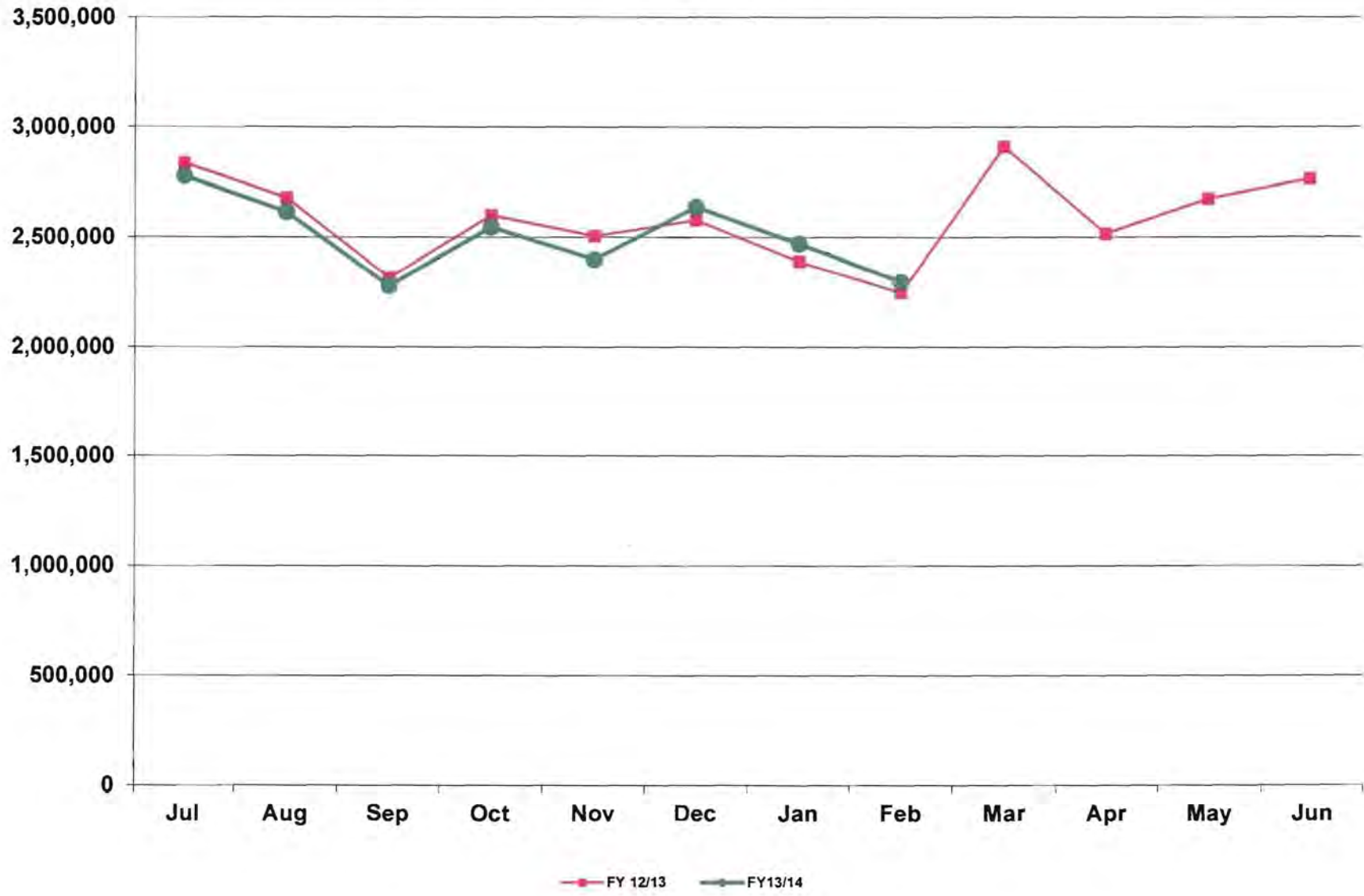
Phoenix Sky Harbor International Airport
Domestic Enplaned/Deplaned Passengers Terminal 2
February 2014



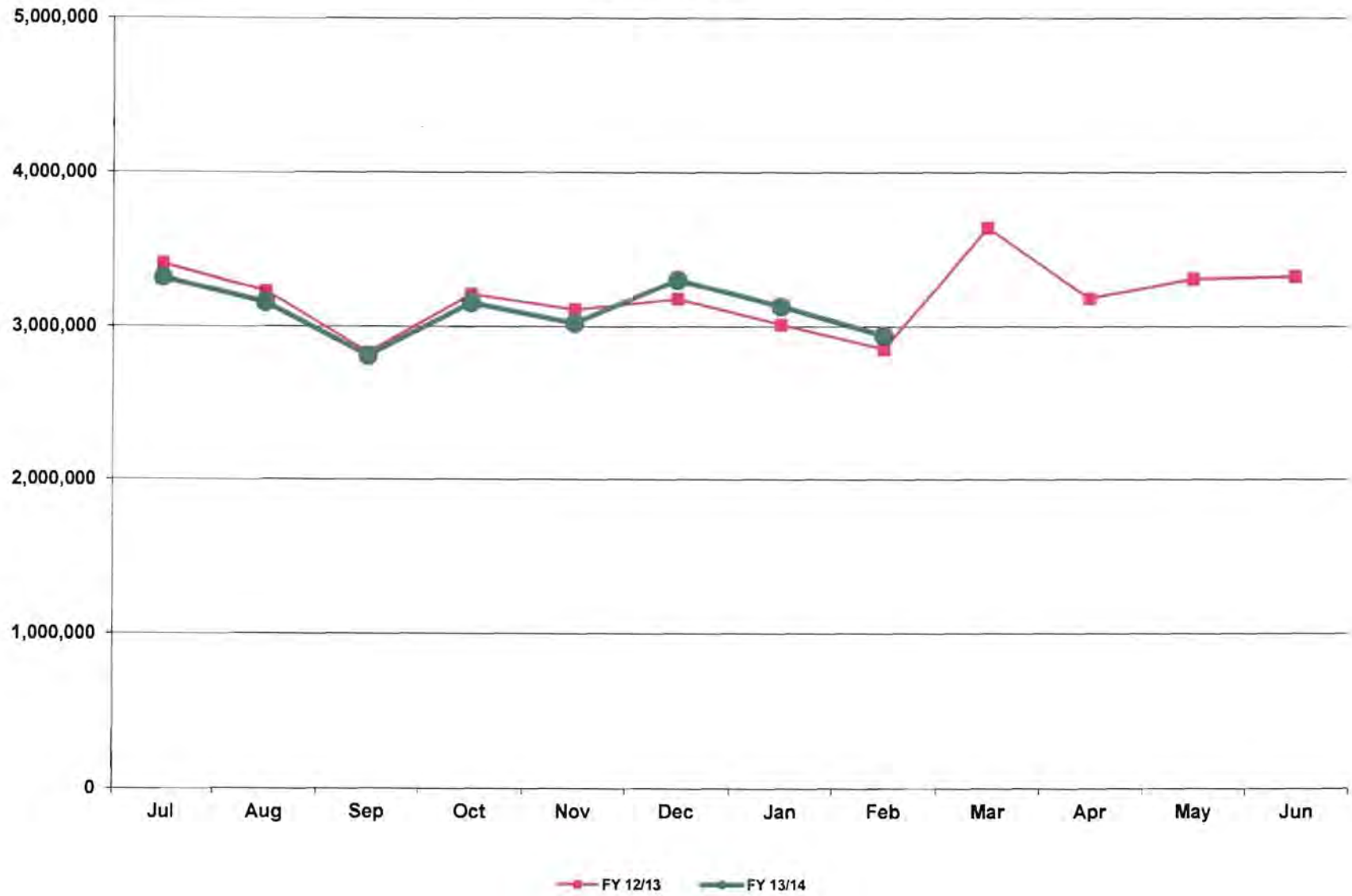
Phoenix Sky Harbor International Airport
Domestic Enplaned/Deplaned Passengers Terminal 3
February 2014



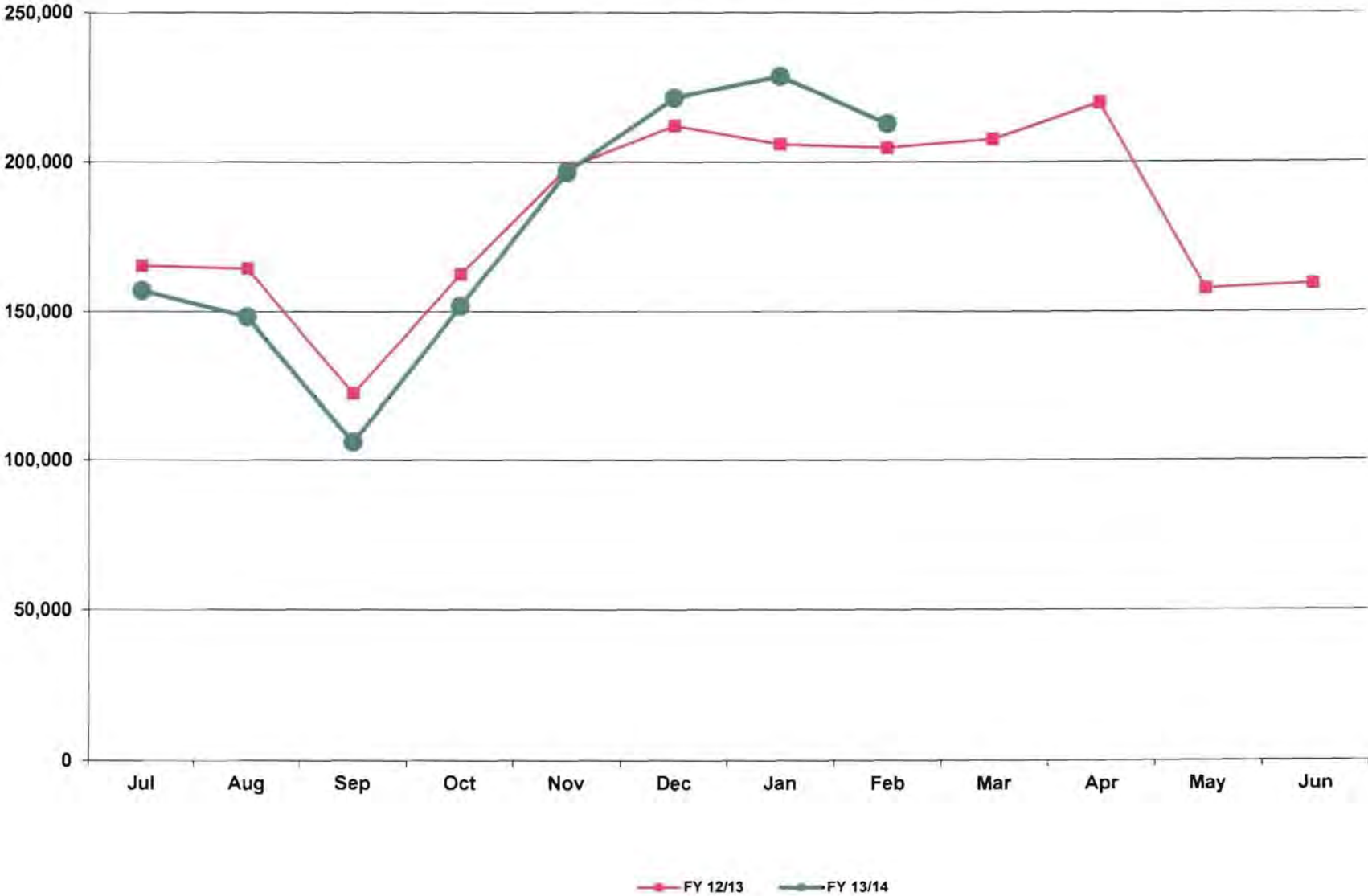
Phoenix Sky Harbor International Airport
Domestic Enplaned/Deplaned Passengers Terminal 4
February 2014



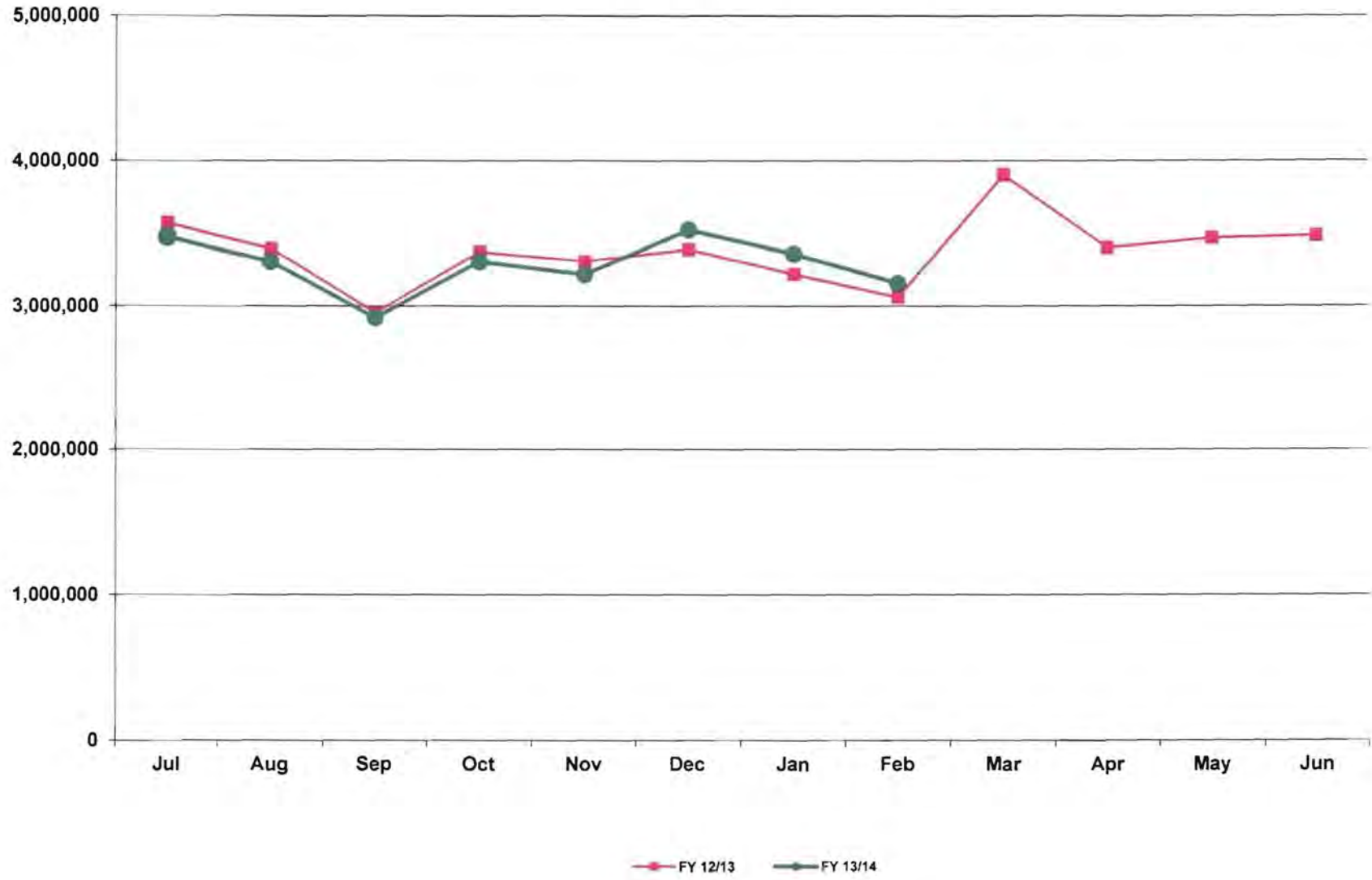
Phoenix Sky Harbor International Airport
Total Domestic Enplaned/Deplaned Passengers
February 2014



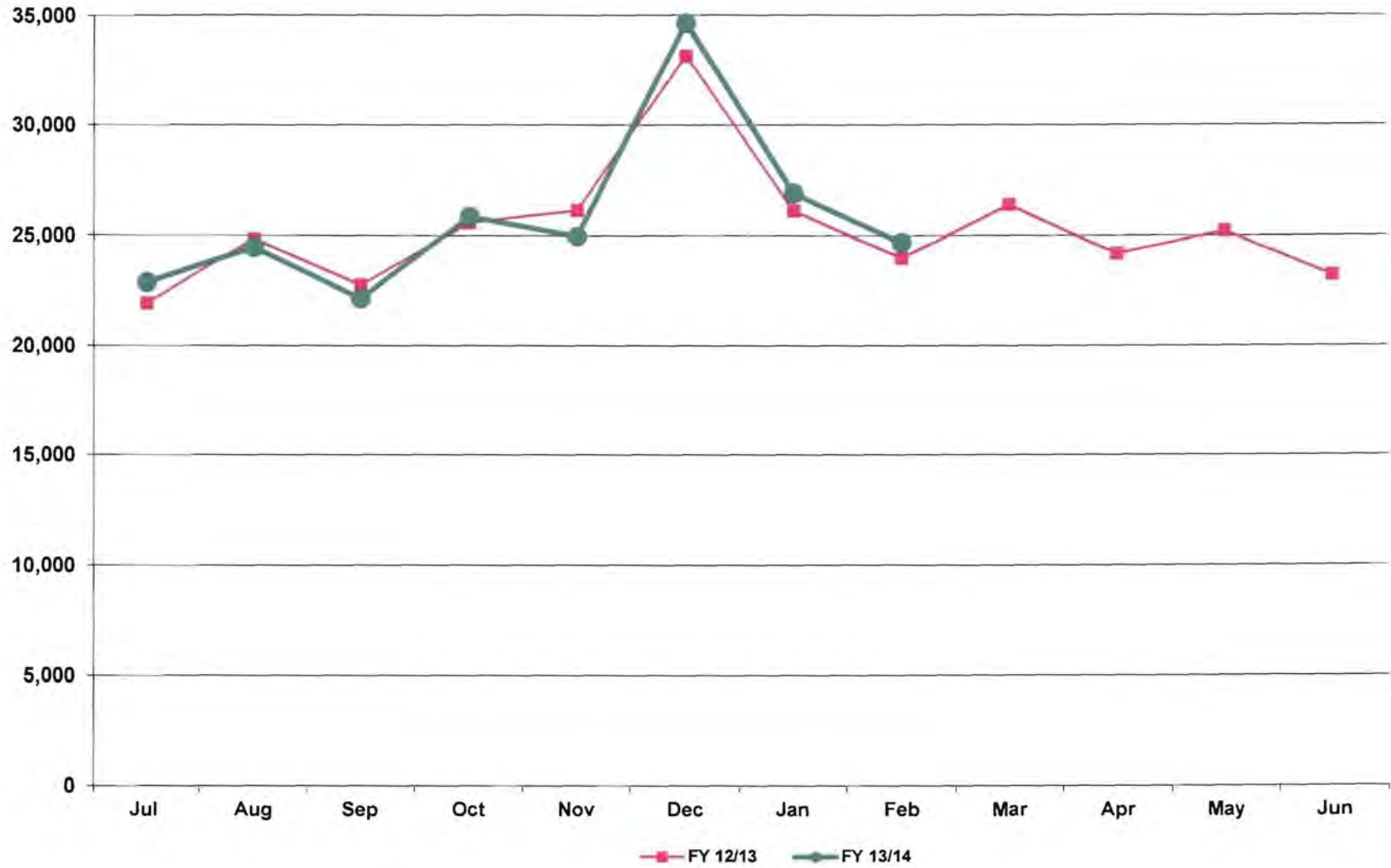
Phoenix Sky Harbor International Airport
Total International Enplaned/Deplaned Passengers
February 2014



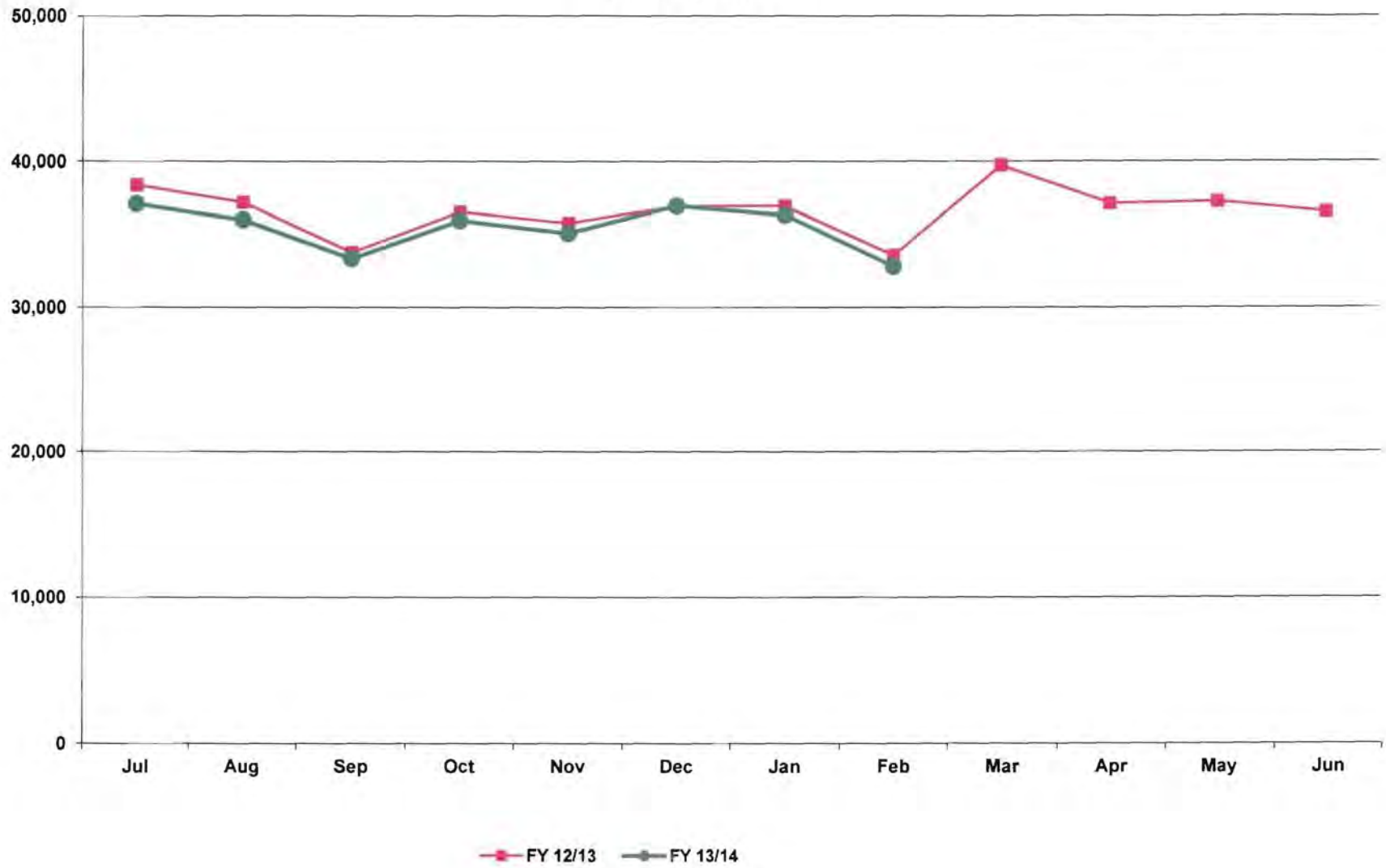
Phoenix Sky Harbor International Airport
Total Enplaned/Deplaned Passengers
February 2014



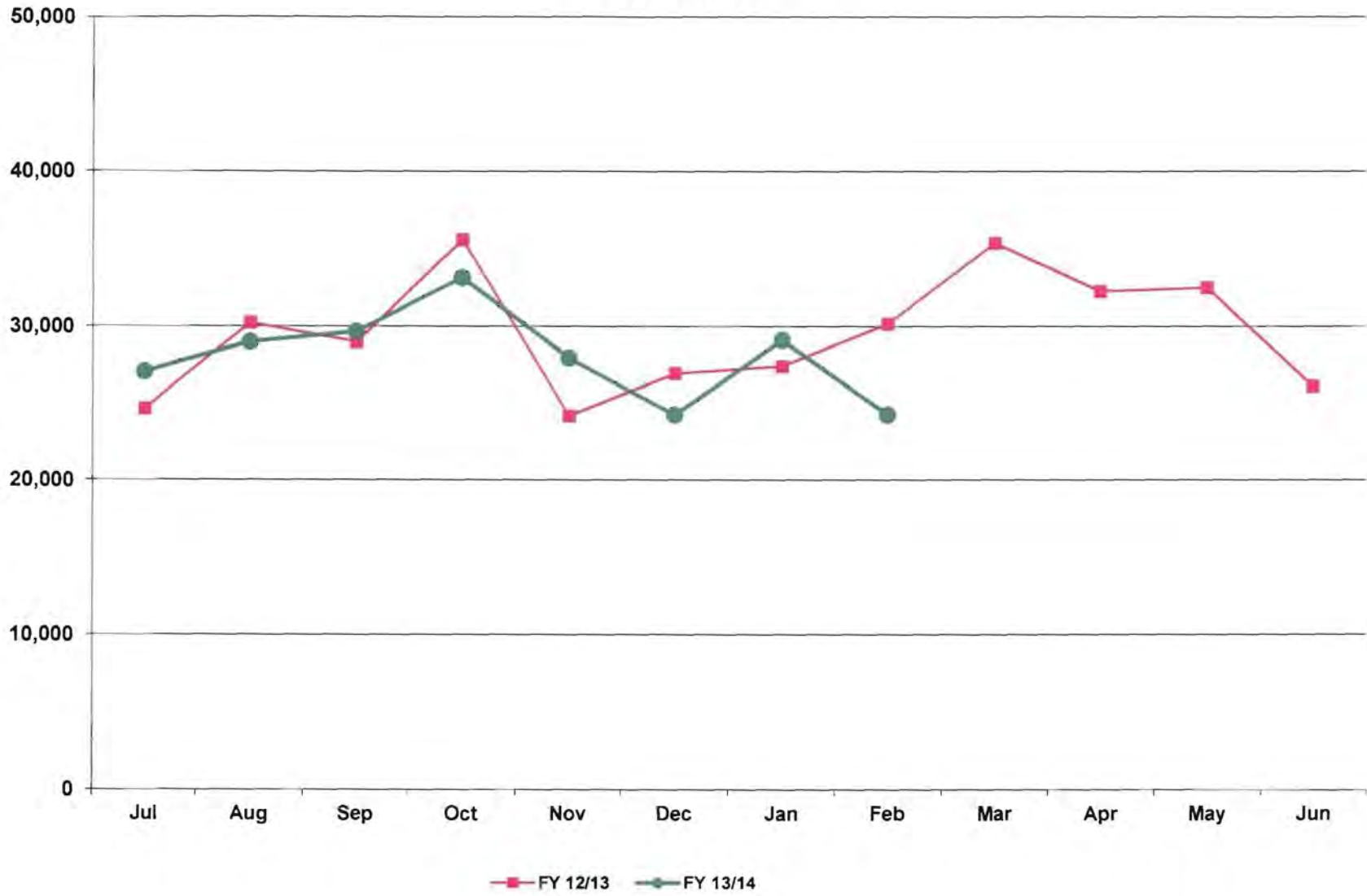
Phoenix Sky Harbor International Airport
Total Enplaned/Deplaned Cargo (Tons)
February 2014



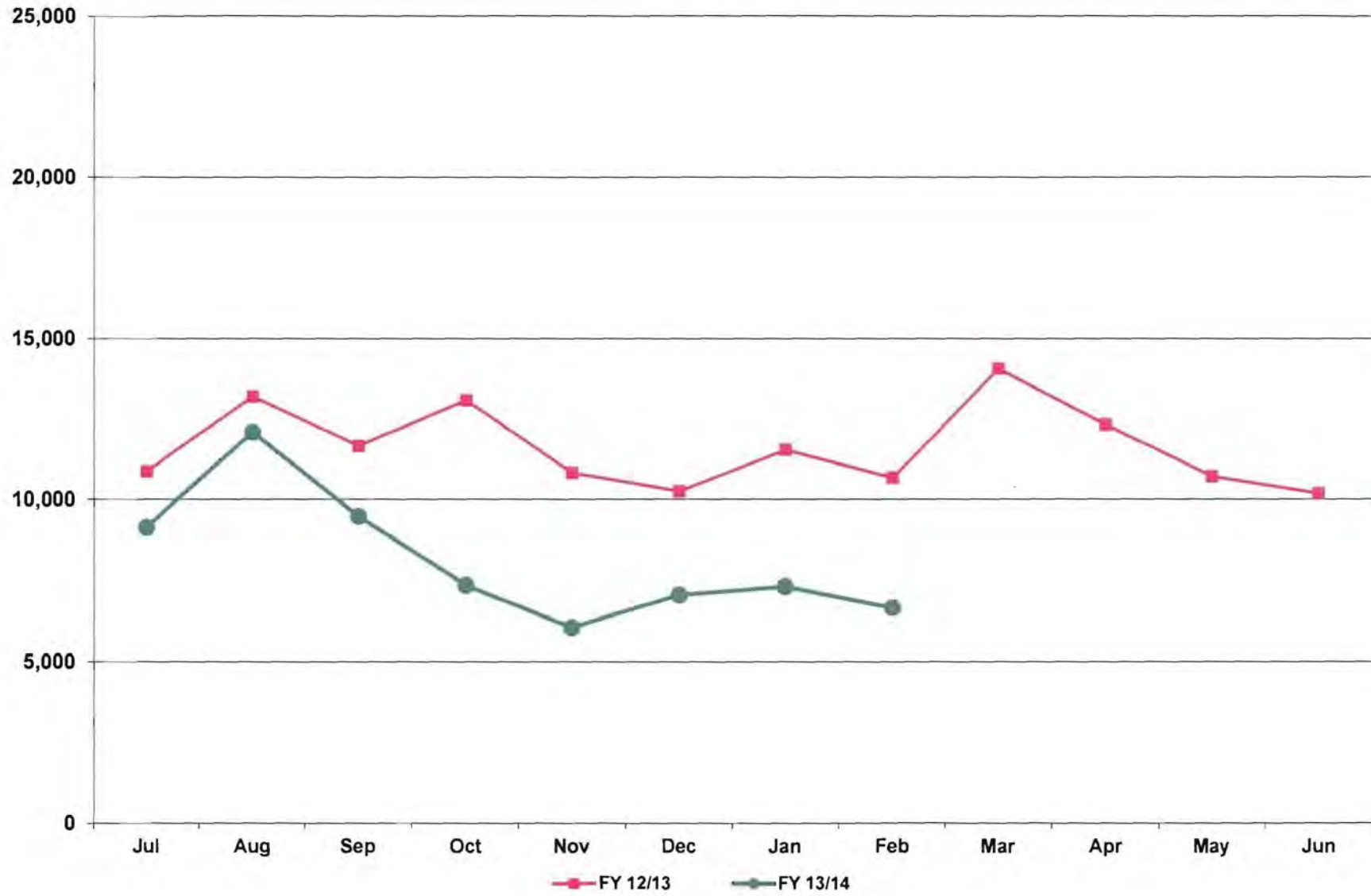
Phoenix Sky Harbor International Airport
Aircraft Operations
February 2014



Deer Valley Airport
Aircraft Operations
February 2014



Goodyear Airport
Aircraft Operations
February 2014



**City of Phoenix Aviation Department
Sky Harbor International Airport
Financial Management Division
Revised Monthly Statistical Reports – March 2014
Table of Contents**

Reports:

- 1 Passengers, Cargo, and Aircraft Operations
- 2 Passenger Activity Report
- 3 Passenger and Activity Worksheet March 2014
- 4 Passenger and Activity Worksheet March 2013
- 5 Enplaned Passengers by Carrier for Fiscal Year 2013/14
- 6 Deplaned Passengers by Carrier for Fiscal Year 2013/14
- 7 Total Passengers by Carrier for Fiscal Year 2013/14
- 8 Enplaned Passengers by Carrier for Calendar Year 2014
- 9 Deplaned Passengers by Carrier for Calendar Year 2014
- 10 Total Passengers by Carrier for Calendar Year 2014
- 11 Airline Landing Weights – All Airlines for Fiscal Year 2013/14
- 12 Airline Landing Weights – Rates & Charges Airlines Only for Fiscal Year 2013/14

Graphs:

- 1 Domestic Enplaned / Deplaned Passengers Terminal 2
- 2 Domestic Enplaned / Deplaned Passengers Terminal 3
- 3 Domestic Enplaned / Deplaned Passengers Terminal 4
- 4 Total Domestic Enplaned / Deplaned Passengers
- 5 Total International Enplaned / Deplaned Passengers
- 6 Total Enplaned / Deplaned Passengers
- 7 Total Enplaned / Deplaned Cargo (in Tons)
- 8 Sky Harbor International Airport Aircraft Operations
- 9 Deer Valley Airport Aircraft Operations
- 10 Goodyear Airport Aircraft Operations

PASSENGERS, CARGO, AND AIRCRAFT OPERATIONS AT PHOENIX AIRPORTS: March 2014

Revised

March	2014	2013	%Chg	Fiscal YTD 2013/14	Fiscal YTD 2012/2013	%Chg	Calendar YTD 2014	Calendar YTD 2013	%Chg
PASSENGERS									
T2	144,930	144,371	0.4%	972,002	973,537	-0.2%	366,817	364,153	0.7%
T3	195,795	246,951	-20.7%	1,769,724	1,726,456	2.5%	625,216	635,336	-1.6%
T4	1,546,058	1,417,203	9.1%	11,500,237	11,404,470	0.8%	3,912,499	3,724,533	5.0%
International	127,507	136,150	-6.3%	826,932	858,917	-3.7%	342,978	349,156	-1.8%
Total Enplaned	2,014,290	1,944,675	3.6%	15,068,895	14,963,380	0.7%	5,247,510	5,073,178	3.4%
T2	142,261	144,886	-1.8%	979,897	984,737	-0.5%	364,926	365,897	-0.3%
T3	197,609	248,517	-20.5%	1,794,161	1,781,087	0.7%	633,213	651,267	-2.8%
T4	1,546,521	1,440,011	7.4%	11,629,462	11,604,492	0.2%	3,951,665	3,769,379	4.8%
International	129,180	125,362	3.0%	855,298	868,739	-1.5%	355,433	344,839	3.1%
Total Deplaned	2,015,571	1,958,776	2.9%	15,258,818	15,239,055	0.1%	5,305,237	5,131,382	3.4%
Total	4,029,861	3,903,451	3.2%	30,327,713	30,202,435	0.4%	10,552,747	10,204,560	3.4%
CARGO									
Freight enplaned	12,043	11,762	2.4%	109,003	103,870	4.9%	35,306	33,844	4.3%
Freight deplaned	10,418	11,230	-7.2%	96,072	100,484	-4.4%	31,692	33,292	-4.8%
Total Freight	22,461	22,992	-2.3%	205,075	204,354	0.4%	66,998	67,136	-0.2%
Mail enplaned	2,548	1,584	60.9%	15,870	12,237	29.7%	6,606	4,281	54.3%
Mail deplaned	2,104	1,859	13.2%	12,969	14,537	-10.8%	5,207	5,176	0.6%
Total Mail	4,652	3,443	35.1%	28,839	26,774	7.7%	11,813	9,457	24.9%
Total (Tons)	27,113	26,435	2.6%	233,914	231,128	1.2%	78,811	76,593	2.9%
AIRCRAFT OPERATIONS									
Air Carrier/Air Taxi	37,178	37,513	-0.9%	306,126	311,210	-1.6%	102,281	103,774	-1.4%
General Aviation	2,070	2,068	0.1%	15,773	16,138	-2.3%	5,863	5,901	-0.6%
Military	264	173	52.6%	1,727	1,867	-7.5%	644	671	-4.0%
Sky Harbor International	39,512	39,754	-0.6%	323,626	329,215	-1.7%	108,788	110,346	-1.4%
Air Carrier/Air Taxi	531	379	40.1%	3,856	3,229	19.4%	1,617	1,127	43.5%
General Aviation	28,848	35,032	-17.7%	249,993	260,319	-4.0%	81,157	91,854	-11.6%
Military	16	1	1500.0%	85	38	123.7%	25	12	108.3%
Deer Valley Airport	29,395	35,412	-17.0%	253,934	263,586	-3.7%	82,799	92,993	-11.0%
Air Carrier/Air Taxi	136	98	38.8%	816	632	29.1%	389	279	39.4%
General Aviation	5,997	13,507	-55.6%	67,911	101,171	-32.9%	19,119	34,881	-45.2%
Military	286	471	-39.3%	2,853	4,340	-34.3%	890	1,111	-19.9%
Goodyear Airport	6,419	14,076	-54.4%	71,580	106,143	-32.6%	20,398	36,271	-43.8%
Total	75,326	89,242	-15.6%	649,140	698,944	-7.1%	211,985	239,610	-11.5%

Passenger Activity Report * Sky Harbor International Airport *** March 2014**

Airline	Enplaned Passengers			Deplaned Passengers			Total Passengers		
	2014	2013	% Chg	2014	41640	% Chg	2014	2013	% Chg
TERMINAL 2									
Alaska Airlines	37,621	36,092	4.2%	38,497	37,050	3.9%	76,118	73,142	4.1%
Continental Airlines		63,366	-100.0%		63,595	-100.0%		126,961	-100.0%
Great Lakes Aviation	551	601	-8.3%	491	625	-21.4%	1,042	1,226	-15.0%
United Airlines	106,758	44,312	140.9%	103,273	43,616	136.8%	210,031	87,928	138.9%
Total	144,930	144,371	0.4%	142,261	144,886	-1.8%	287,191	289,257	-0.7%
TERMINAL 3									
American Airlines		73,012	-100.0%		72,012	-100.0%		145,024	-100.0%
Delta Air Lines	139,288	130,232	7.0%	139,913	132,322	5.7%	279,201	262,554	6.3%
Frontier Airlines	19,382	23,612	-17.9%	19,390	23,716	-18.2%	38,772	47,328	-18.1%
Hawaiian Airlines	6,792	7,554	-10.1%	7,240	7,718	-6.2%	14,032	15,272	-8.1%
jetBlue Airways	8,071	8,305	-2.8%	7,970	8,289	-3.8%	16,041	16,594	-3.3%
MN Airlines dba Sun Country	4,611	4,236	8.9%	4,654	4,460	4.3%	9,265	8,696	6.5%
Spirit Airlines	17,651		N/A	18,442		N/A	36,093		N/A
Total	195,795	246,951	-20.7%	197,609	248,517	-20.5%	393,404	495,468	-20.6%
TERMINAL 4									
Aerovias de Mexico dba Aeromexico	1,234	859	43.7%	1,147	974	17.8%	2,381	1,833	29.9%
Air Canada	12,133	11,408	6.4%	11,968	11,155	7.3%	24,101	22,563	6.8%
American Airlines	74,445		N/A	74,086		N/A	148,531		N/A
British Airways	8,479	8,179	3.7%	9,645	9,702	-0.6%	18,124	17,881	1.4%
Southwest Airlines	609,057	585,281	4.1%	605,474	592,093	2.3%	1,214,531	1,177,374	3.2%
US Airways	935,868	921,123	1.6%	942,143	924,003	2.0%	1,878,011	1,845,126	1.8%
Volaris	2,473		N/A	2,248		N/A	4,721		N/A
WestJet	29,876	26,503	12.7%	28,990	27,446	5.6%	58,866	53,949	9.1%
Total	1,673,565	1,553,353	7.7%	1,675,701	1,565,373	7.0%	3,349,266	3,118,726	7.4%
GRAND TOTAL	2,014,290	1,944,675	3.6%	2,015,571	1,958,776	2.9%	4,029,861	3,903,451	3.2%

Sky Harbor International Airport - Passenger and Activity Worksheet March 2014

Airline	Enplaned Passengers				Deplaned Passengers			Freight		Mail		Landed Weight	Landings				
	Domestic	Connect	Internat'l	Total	Domestic	Internat'l	Total	Enplaned	Deplaned	Enplaned	Deplaned						
TERMINAL 2																	
Alaska Airlines	37,621			37,621	38,497		38,497	8,003	36,583			35,197,200	253				
Continental Airlines																	
Great Lakes Aviation	551			551	491		491	85	127			1,465,100	91				
United Airlines	106,758			106,758	103,273		103,273	103,079	68,793	258,044	482,622	109,408,892	873				
Subtotal Terminal 2	144,930			144,930	142,261		142,261	111,167	105,503	258,044	482,622	146,071,192	1,217				
TERMINAL 3																	
American Airlines																	
Delta Air Lines	139,288			139,288	139,913		139,913	89,969	66,681	306,008	345,430	135,691,500	933				
Frontier Airlines	19,382			19,382	19,390		19,390					19,146,780	140				
Hawaiian Airlines	6,792			6,792	7,240		7,240	95,808	37,804			9,670,000	31				
jetBlue Airways	8,071			8,071	7,970		7,970					8,662,000	61				
MN Airlines dba Sun Country	4,611			4,611	4,654		4,654			20,706	18,243	4,908,400	35				
Spirit Airlines	17,651			17,651	18,442		18,442					17,564,042	124				
Subtotal Terminal 3	195,795			195,795	197,609		197,609	185,777	104,485	326,714	363,673	195,642,722	1,324				
TERMINAL 4																	
Aerovías de Mexico dba Aeromexico			1,234	1,234		1,147	1,147					1,319,019	31				
Air Canada			12,133	12,133		11,968	11,968	3,631	1,913			12,580,300	92				
American Airlines	74,445			74,445	74,086		74,086	1,668	28,910			70,825,500	626				
British Airways			8,479	8,479		9,645	9,645	427,766	352,557			19,488,832	31				
Southwest Airlines	475,108	133,949		609,057	605,474		605,474	1,595,616	1,652,821			639,984,000	5,068				
US Airways	529,604	332,952	73,312	935,868	866,961	75,182	942,143	1,843,738	1,578,057	4,397,151	3,220,747	1,072,581,100	8,598				
Volaris			2,473	2,473		2,248	2,248					3,905,484	27				
WestJet			29,876	29,876		28,990	28,990					28,555,100	205				
Subtotal Terminal 4	1,079,157	466,901	127,507	1,673,565	1,546,521	129,180	1,675,701	3,872,419	3,614,258	4,397,151	3,220,747	1,849,239,335	14,678				
Total Passenger Airlines	1,419,882	466,901	127,507	2,014,290	1,886,391	129,180	2,015,571	4,169,363	3,824,246	4,981,909	4,067,042	2,190,953,249	17,219				
AIR CARGO (SOUTH)																	
Federal Express								11,997,461	8,803,083			58,264,900	143				
United Parcel Service								5,613,781	5,742,188	114,410	141,347	33,845,880	110				
Subtotal Air Cargo (South)								17,611,242	14,545,271	114,410	141,347	92,110,780	253				
AIR CARGO (WEST)																	
ABX Air								1,602,492	1,752,941			11,516,000	42				
Airnet Systems								8,628	5,694			327,600	21				
Ameriflight								426,986	406,754			4,363,478	318				
Empire Airlines								124,600	95,342			807,500	95				
IFL Group								109,013	201,338			928,000	16				
Subtotal Air Cargo (West)								2,271,719	2,462,069			17,942,578	492				
Total Cargo Airlines								19,882,961	17,007,340	114,410	141,347	110,053,358	745				
Grand Total	1,419,882	466,901	127,507	2,014,290	1,886,391	129,180	2,015,571	24,052,324	20,831,586	5,096,319	4,208,389	2,301,006,607	17,964				
Total All Passengers:	4,029,861							Total Air Cargo in Tons:	12,026	+	10,416	+	2,548	+	2,104	=	27,094

Sky Harbor International Airport - Passenger and Activity Worksheet March 2013

Airline	Enplaned Passengers				Deplaned Passengers			Freight		Mail		Landed Weight	Landings				
	Domestic	Connect	Internat'l	Total	Domestic	Internat'l	Total	Enplaned	Deplaned	Enplaned	Deplaned						
TERMINAL 2																	
Alaska Airlines	36,092			36,092	37,050		37,050	13,017	44,137			32,800,000	237				
Continental Airlines	63,366			63,366	63,595		63,595	83,671	46,503	134,692	197,531	66,036,500	445				
Great Lakes Aviation	601			601	625		625	209	169			2,093,000	130				
United Airlines	44,312			44,312	43,616		43,616	24,573	35,599	94,737	105,716	49,545,811	451				
Subtotal Terminal 2	144,371			144,371	144,886		144,886	121,470	126,408	229,429	303,247	150,475,311	1,263				
TERMINAL 3																	
American Airlines	73,012			73,012	72,012		72,012	3,085	34,130			71,308,500	637				
Delta Air Lines	130,232			130,232	132,322		132,322	19,539	167,388	283,428	349,146	145,510,600	934				
Frontier Airlines	23,612			23,612	23,716		23,716	7,856	24,491			24,693,620	191				
Hawaiian Airlines	7,554			7,554	7,718		7,718	118,417	44,375			9,520,000	31				
jetBlue Airways	8,305			8,305	8,289		8,289					8,804,000	62				
Subtotal Terminal 3	246,951			246,951	248,517		248,517	148,897	270,384	283,428	428,541	264,070,720	1,884				
TERMINAL 4																	
Aerovias de Mexico dba Aeromexico			859	859		974	974					1,276,470	30				
Air Canada			11,408	11,408		11,155	11,155	4,988	271	3,273	801	11,733,000	93				
AirTran Airways																	
British Airways			8,179	8,179		9,702	9,702	475,836	407,570			19,488,832	31				
Southwest Airlines	456,969	128,312		585,281	592,093		592,093	1,340,618	1,542,148			643,922,000	5,134				
US Airways	477,660	354,262	89,201	921,123	847,918	76,085	924,003	1,998,633	1,768,721	2,616,602	2,801,734	1,050,750,100	8,684				
WestJet			26,503	26,503		27,446	27,446					26,980,800	195				
Subtotal Terminal 4	934,629	482,574	136,150	1,553,353	1,440,011	125,362	1,565,373	3,820,075	3,718,710	2,619,875	2,802,535	1,754,151,202	14,167				
Total Passenger Airlines	1,325,951	482,574	136,150	1,944,675	1,833,414	125,362	1,958,776	4,090,442	4,115,502	3,132,732	3,534,323	2,168,697,233	17,314				
AIR CARGO (SOUTH)																	
Federal Express								11,651,001	10,422,274			53,136,400	130				
United Parcel Service								5,597,918	5,546,215	35,640	183,016	35,255,840	113				
Subtotal Air Cargo (South)								17,248,919	15,968,489	35,640	183,016	88,392,240	243				
AIR CARGO (WEST)																	
ABX Air								1,520,078	1,613,569			11,795,000	43				
Airnet Systems								10,194	9,925			449,300	40				
Ameriflight								412,807	407,232			4,145,386	313				
Empire Airlines								134,072	94,769			858,500	101				
IFL Group								107,353	250,638			1,044,000	18				
Subtotal Air Cargo (West)								2,184,504	2,376,133			18,292,186	515				
Total Cargo Airlines								19,433,423	18,344,622	35,640	183,016	106,684,426	758				
Grand Total	1,325,951	482,574	136,150	1,944,675	1,833,414	125,362	1,958,776	23,523,865	22,460,124	3,168,372	3,717,339	2,275,381,659	18,072				
Total All Passengers:	3,903,451							Total Air Cargo in Tons:	11,762	+	11,230	+	1,584	+	1,859	=	26,435

Sky Harbor International Airport - Enplaned Passengers by Carrier
Fiscal Year 2013/14

Revised

Airline	Jul	Aug	Sep	Oct	Nov	Dec	Jan	Feb	Mar	Apr	May	Jun	Total
TERMINAL 2													
Alaska Airlines	23,135	23,318	20,263	25,823	27,623	30,282	29,364	30,724	37,621				248,153
Great Lakes Aviation	1,296	1,296	1,106	940	826	753	520	509	551				7,797
United Airlines	61,962	63,909	70,991	81,137	85,076	85,449	81,340	79,430	106,758				716,052
Total	86,393	88,523	92,360	107,900	113,525	116,484	111,224	110,663	144,930				972,002
TERMINAL 3													
American Airlines	48,924	47,219	50,900	58,494	57,701	67,965	69,700	65,025					465,928
Delta Air Lines	106,435	102,435	87,791	101,315	93,923	99,071	102,742	97,455	139,288				930,455
Frontier Airlines	13,306	14,170	16,235	18,589	16,614	17,212	16,835	16,898	19,382				149,241
Hawaiian Airlines	7,241	6,817	6,733	7,486	6,390	7,501	7,367	6,379	6,792				62,706
jetBlue Airways	8,246	7,865	6,067	7,410	6,623	7,097	5,993	6,084	8,071				63,456
MN Airlines dba Sun Country			1,570	2,842	3,623	4,931	3,609	3,849	4,611				25,035
Spirit Airlines				803	11,360	15,604	13,398	14,087	17,651				72,903
Total	184,152	178,506	169,296	196,939	196,234	219,381	219,644	209,777	195,795				1,769,724
TERMINAL 4													
Aerovias de Mexico dba Aeromexico	1,055	871	806	940	1,120	1,383	1,355	906	1,234				9,670
Air Canada	3,202	3,415	3,257	4,877	8,533	9,029	8,866	9,725	12,133				63,037
American Airlines									74,445				74,445
British Airways	7,880	8,685	9,336	8,802	7,194	7,574	7,003	5,516	8,479				70,469
Southwest Airlines	540,624	505,483	459,911	519,204	486,488	536,559	481,394	469,902	609,057				4,608,622
US Airways	895,105	857,831	708,436	796,828	764,064	845,188	813,891	731,080	935,868				7,348,291
Volaris				604	1,287	2,630	2,520	1,862	2,473				11,376
WestJet	3,921	4,308	4,651	8,014	21,292	21,305	22,629	25,263	29,876				141,259
Total	1,451,787	1,380,593	1,186,397	1,339,269	1,289,978	1,423,668	1,337,658	1,244,254	1,673,565				12,327,169
GRAND TOTAL	1,722,332	1,647,622	1,448,053	1,644,108	1,599,737	1,759,533	1,668,526	1,564,694	2,014,290				15,068,895

Sky Harbor International Airport - Deplaned Passengers by Carrier
Fiscal Year 2013/14

Revised

Airline	Jul	Aug	Sep	Oct	Nov	Dec	Jan	Feb	Mar	Apr	May	Jun	Total
TERMINAL 2													
Alaska Airlines	22,606	24,814	22,581	27,906	28,204	29,381	30,952	31,428	38,497				256,369
Great Lakes Aviation	1,368	1,368	1,252	918	817	718	614	510	491				8,056
United Airlines	64,294	65,758	72,341	83,351	84,279	83,015	80,157	79,004	103,273				715,472
Total	88,268	91,940	96,174	112,175	113,300	113,114	111,723	110,942	142,261				979,897
TERMINAL 3													
American Airlines	51,946	49,723	54,042	61,608	59,241	69,402	71,060	65,892					482,914
Delta Air Lines	104,870	104,267	91,060	104,309	95,935	98,701	97,243	100,000	139,913				936,298
Frontier Airlines	14,390	15,178	15,543	6,888	16,962	17,377	17,440	17,284	19,390				140,452
Hawaiian Airlines	7,411	7,602	7,144	7,493	6,689	7,281	7,512	6,411	7,240				64,783
jetBlue Airways	8,398	7,848	6,384	7,857	6,904	7,628	6,721	6,720	7,970				66,430
MN Airlines dba Sun Country			1,663	3,104	3,364	4,956	4,698	4,344	4,654				26,783
Spirit Airlines				808	11,533	15,439	15,213	15,066	18,442				76,501
Total	187,015	184,618	175,836	192,067	200,628	220,784	219,887	215,717	197,609				1,794,161
TERMINAL 4													
Aerovias de Mexico dba Aeromexico	1,200	752	380	803	908	1,187	1,357	842	1,147				8,576
Air Canada	3,203	3,396	3,258	5,207	9,380	9,855	9,631	10,457	11,968				66,355
American Airlines									74,086				74,086
British Airways	10,312	9,272	9,559	9,937	7,762	8,288	8,319	6,897	9,645				79,991
Southwest Airlines	548,813	500,334	466,475	528,133	489,063	531,702	489,476	473,468	605,474				4,632,938
US Airways	916,874	867,099	715,371	808,792	776,443	861,343	828,022	746,818	942,143				7,462,905
Volaris				735	1,355	2,701	2,868	2,064	2,248				11,971
WestJet	4,286	4,592	4,946	9,298	22,485	22,163	24,003	27,175	28,990				147,938
Total	1,484,688	1,385,445	1,199,989	1,362,905	1,307,396	1,437,239	1,363,676	1,267,721	1,675,701				12,484,760
GRAND TOTAL	1,759,971	1,662,003	1,471,999	1,667,147	1,621,324	1,771,137	1,695,286	1,594,380	2,015,571				15,258,818

Sky Harbor International Airport - Total Passengers by Carrier
Fiscal Year 2013/14

Revised

Airline	Jul	Aug	Sep	Oct	Nov	Dec	Jan	Feb	Mar	Apr	May	Jun	Total
TERMINAL 2													
Alaska Airlines	45,741	48,132	42,844	53,729	55,827	59,663	60,316	62,152	76,118				504,522
Great Lakes Aviation	2,664	2,664	2,358	1,858	1,643	1,471	1,134	1,019	1,042				15,853
United Airlines	126,256	129,667	143,332	164,488	169,355	168,464	161,497	158,434	210,031				1,431,524
Total	174,661	180,463	188,534	220,075	226,825	229,598	222,947	221,605	287,191				1,951,899
TERMINAL 3													
American Airlines	100,870	96,942	104,942	120,102	116,942	137,367	140,760	130,917					948,842
Delta Air Lines	211,305	206,702	178,851	205,624	189,858	197,772	199,985	197,455	279,201				1,866,753
Frontier Airlines	27,696	29,348	31,778	25,477	33,576	34,589	34,275	34,182	38,772				289,693
Hawaiian Airlines	14,652	14,419	13,877	14,979	13,079	14,782	14,879	12,790	14,032				127,489
jetBlue Airways	16,644	15,713	12,451	15,267	13,527	14,725	12,714	12,804	16,041				129,886
MN Airlines dba Sun Country			3,233	5,946	6,987	9,887	8,307	8,193	9,265				51,818
Spirit Airlines				1,611	22,893	31,043	28,611	29,153	36,093				149,404
Total	371,167	363,124	345,132	389,006	396,862	440,165	439,531	425,494	393,404				3,563,885
TERMINAL 4													
Aerovias de Mexico dba Aeromexico	2,255	1,623	1,186	1,743	2,028	2,570	2,712	1,748	2,381				18,246
Air Canada	6,405	6,811	6,515	10,084	17,913	18,884	18,497	20,182	24,101				129,392
American Airlines									148,531				148,531
British Airways	18,192	17,957	18,895	18,739	14,956	15,862	15,322	12,413	18,124				150,460
Southwest Airlines	1,089,437	1,005,817	926,386	1,047,337	975,551	1,068,261	970,870	943,370	1,214,531				9,241,560
US Airways	1,811,979	1,724,930	1,423,807	1,605,620	1,540,507	1,706,531	1,641,913	1,477,898	1,878,011				14,811,196
Volaris				1,339	2,642	5,331	5,388	3,926	4,721				23,347
WestJet	8,207	8,900	9,597	17,312	43,777	43,468	46,632	52,438	58,866				289,197
Total	2,936,475	2,766,038	2,386,386	2,702,174	2,597,374	2,860,907	2,701,334	2,511,975	3,349,266				24,811,929
GRAND TOTAL	3,482,303	3,309,625	2,920,052	3,311,255	3,221,061	3,530,670	3,363,812	3,159,074	4,029,861				30,327,713

Sky Harbor International Airport - Enplaned Passengers by Carrier
Calendar Year 2014

Revised

Airline	Jan	Feb	Mar	Apr	May	Jun	Jul	Aug	Sep	Oct	Nov	Dec	Total
TERMINAL 2													
Alaska Airlines	29,364	30,724	37,621										97,709
Great Lakes Aviation	520	509	551										1,580
United Airlines	81,340	79,430	106,758										267,528
Total	111,224	110,663	144,930										366,817
TERMINAL 3													
American Airlines	69,700	65,025											134,725
Delta Air Lines	102,742	97,455	139,288										339,485
Frontier Airlines	16,835	16,898	19,382										53,115
Hawaiian Airlines	7,367	6,379	6,792										20,538
jetBlue Airways	5,993	6,084	8,071										20,148
MN Airlines dba Sun Country	3,609	3,849	4,611										12,069
Spirit Airlines	13,398	14,087	17,651										45,136
Total	219,644	209,777	195,795										625,216
TERMINAL 4													
Aerovias de Mexico dba Aeromexico	1,355	906	1,234										3,495
Air Canada	8,866	9,725	12,133										30,724
American Airlines			74,445										74,445
British Airways	7,003	5,516	8,479										20,998
Southwest Airlines	481,394	469,902	609,057										1,560,353
US Airways	813,891	731,080	935,868										2,480,839
Volaris	2,520	1,862	2,473										6,855
WestJet	22,629	25,263	29,876										77,768
Total	1,337,658	1,244,254	1,673,565										4,255,477
GRAND TOTAL	1,668,526	1,564,694	2,014,290										5,247,510

Sky Harbor International Airport - Deplanned Passengers by Carrier
Calendar Year 2014

Revised

Airline	Jan	Feb	Mar	Apr	May	Jun	Jul	Aug	Sep	Oct	Nov	Dec	Total
TERMINAL 2													
Alaska Airlines	30,952	31,428	38,497										100,877
Great Lakes Aviation	614	510	491										1,615
United Airlines	80,157	79,004	103,273										262,434
Total	111,723	110,942	142,261										364,926
TERMINAL 3													
American Airlines	71,060	65,892											136,952
Delta Air Lines	97,243	100,000	139,913										337,156
Frontier Airlines	17,440	17,284	19,390										54,114
Hawaiian Airlines	7,512	6,411	7,240										21,163
jetBlue Airways	6,721	6,720	7,970										21,411
MN Airlines dba Sun Country	4,698	4,344	4,654										13,696
Spirit Airlines	15,213	15,066	18,442										48,721
Total	219,887	215,717	197,609										633,213
TERMINAL 4													
Aerovias de Mexico dba Aeromexico	1,357	842	1,147										3,346
Air Canada	9,631	10,457	11,968										32,056
American Airlines			74,086										74,086
British Airways	8,319	6,897	9,645										24,861
Southwest Airlines	489,476	473,468	605,474										1,568,418
US Airways	828,022	746,818	942,143										2,516,983
Volaris	2,868	2,064	2,248										7,180
WestJet	24,003	27,175	28,990										80,168
Total	1,363,676	1,267,721	1,675,701										4,307,098
GRAND TOTAL	1,695,286	1,594,380	2,015,571										5,305,237

Sky Harbor International Airport - Total Passengers by Carrier
Calendar Year 2014

Revised

Airline	Jan	Feb	Mar	Apr	May	Jun	Jul	Aug	Sep	Oct	Nov	Dec	Total
TERMINAL 2													
Alaska Airlines	60,316	62,152	76,118										198,586
Great Lakes Aviation	1,134	1,019	1,042										3,195
United Airlines	161,497	158,434	210,031										529,962
Total	222,947	221,605	287,191										731,743
TERMINAL 3													
American Airlines	140,760	130,917											271,677
Delta Air Lines	199,985	197,455	279,201										676,641
Frontier Airlines	34,275	34,182	38,772										107,229
Hawaiian Airlines	14,879	12,790	14,032										41,701
jetBlue Airways	12,714	12,804	16,041										41,559
MN Airlines dba Sun Country	8,307	8,193	9,265										25,765
Spirit Airlines	28,611	29,153	36,093										93,857
Total	439,531	425,494	393,404										1,258,429
TERMINAL 4													
Aerovias de Mexico dba Aeromexico	2,712	1,748	2,381										6,841
Air Canada	18,497	20,182	24,101										62,780
American Airlines			148,531										148,531
British Airways	15,322	12,413	18,124										45,859
Southwest Airlines	970,870	943,370	1,214,531										3,128,771
US Airways	1,641,913	1,477,898	1,878,011										4,997,822
Volaris	5,388	3,926	4,721										14,035
WestJet	46,632	52,438	58,866										157,936
Total	2,701,334	2,511,975	3,349,266										8,562,575
GRAND TOTAL	3,363,812	3,159,074	4,029,861										10,552,747

Sky Harbor International Airport
Landing Weights (in Thousands) Fiscal Year 2013/14 - All Airlines

Revised

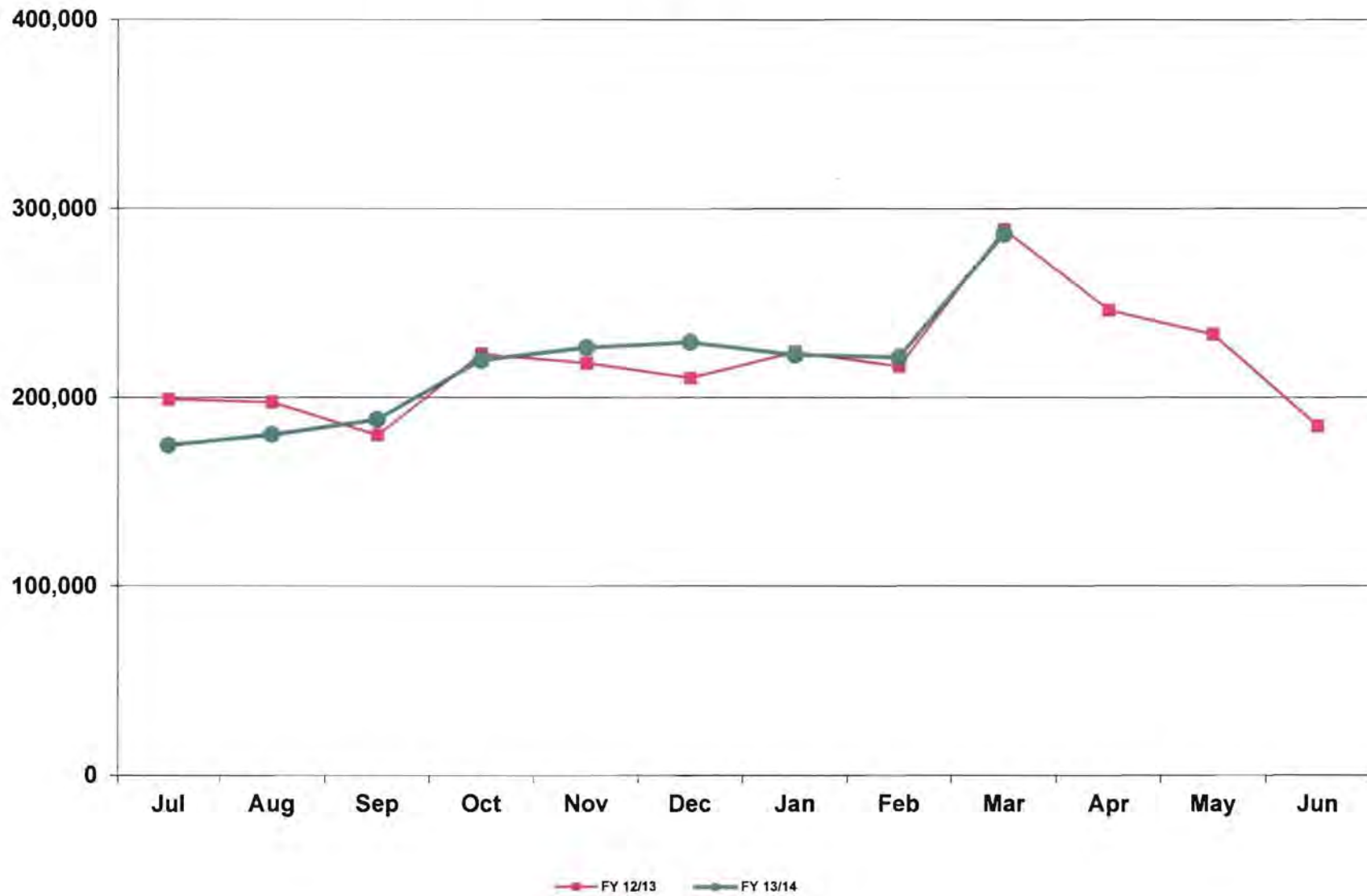
Airline	Jul	Aug	Sep	Oct	Nov	Dec	Jan	Feb	Mar	Apr	May	Jun	Total
Aerovias de Mexico dba Aeromexico	1,319	1,234	1,276	1,319	1,276	1,276	1,319	1,064	1,319				11,402
Air Canada	4,170	4,170	4,043	5,418	11,204	12,037	10,863	10,951	12,580				75,436
Alaska Airlines	24,289	25,437	23,689	27,146	28,156	28,309	30,842	29,740	35,197				252,805
American Airlines	50,283	51,409	56,023	59,609	59,842	68,699	69,893	63,958	70,826				550,542
British Airways	19,489	19,489	18,860	19,489	18,231	18,860	19,489	16,974	19,489				170,370
Delta Air Lines	110,642	113,238	96,430	111,952	108,465	107,037	109,440	99,940	152,424				1,009,568
Frontier Airlines	14,191	15,539	17,436	19,420	17,795	17,963	17,985	17,178	19,147				156,654
Great Lakes Aviation	3,397	3,397	3,172	3,091	2,785	2,560	2,254	2,141	1,465				24,262
Hawaiian Airlines	9,920	9,920	9,600	9,895	9,575	9,745	9,845	8,910	9,670				87,080
jetBlue Airways	8,804	8,662	7,384	8,804	8,520	8,520	7,384	7,100	8,662				73,840
MN Airlines dba Sun Country			2,730	4,302	4,583	5,700	4,622	4,408	4,908				31,253
Southwest Airlines	639,666	620,036	579,508	609,208	563,928	593,958	576,114	530,404	639,984				5,352,806
Spirit Airlines				965	14,271	17,143	17,204	15,864	17,564				83,011
United Airlines	68,028	70,040	78,903	87,908	90,386	89,513	86,227	83,295	109,409				763,709
US Airways	1,042,358	992,210	871,669	966,980	955,284	994,266	972,582	865,165	1,072,581				8,733,095
Volaris				1,003	1,868	3,706	3,890	3,450	3,905				17,822
WestJet	4,501	4,535	5,939	9,917	27,083	27,893	28,382	26,110	28,555				162,915
Passenger	2,001,057	1,939,316	1,776,662	1,946,426	1,923,252	2,007,185	1,968,335	1,786,652	2,207,685				17,556,570
ABX Air	11,729	12,361	10,608	12,534	11,240	11,262	12,328	10,413	11,516				103,991
Airnet Systems	432	479	326	378	382	366	335	331	328				3,357
Ameriflight	4,508	4,679	3,722	4,690	4,093	3,812	4,352	3,887	4,363				38,106
Empire Airlines	765	842	697	833	935	961	910	961	808				7,712
Federal Express	50,471	54,756	48,934	59,851	62,416	102,223	65,272	57,789	58,265				559,977
IFL Group	986	1,044	928	1,160	986	986	1,044	928	928				8,990
United Parcel Service	34,317	36,934	32,243	37,141	36,783	80,355	37,026	33,017	33,846				361,662
Cargo	103,208	111,095	97,458	116,587	116,835	199,965	121,267	107,326	110,054				1,083,795
Grand Total	2,104,265	2,050,411	1,874,120	2,063,013	2,040,087	2,207,150	2,089,602	1,893,978	2,317,739				18,640,365

Sky Harbor International Airport
Landing Weights (in Thousands) Fiscal Year 2013/14 - Rates & Charges Airlines

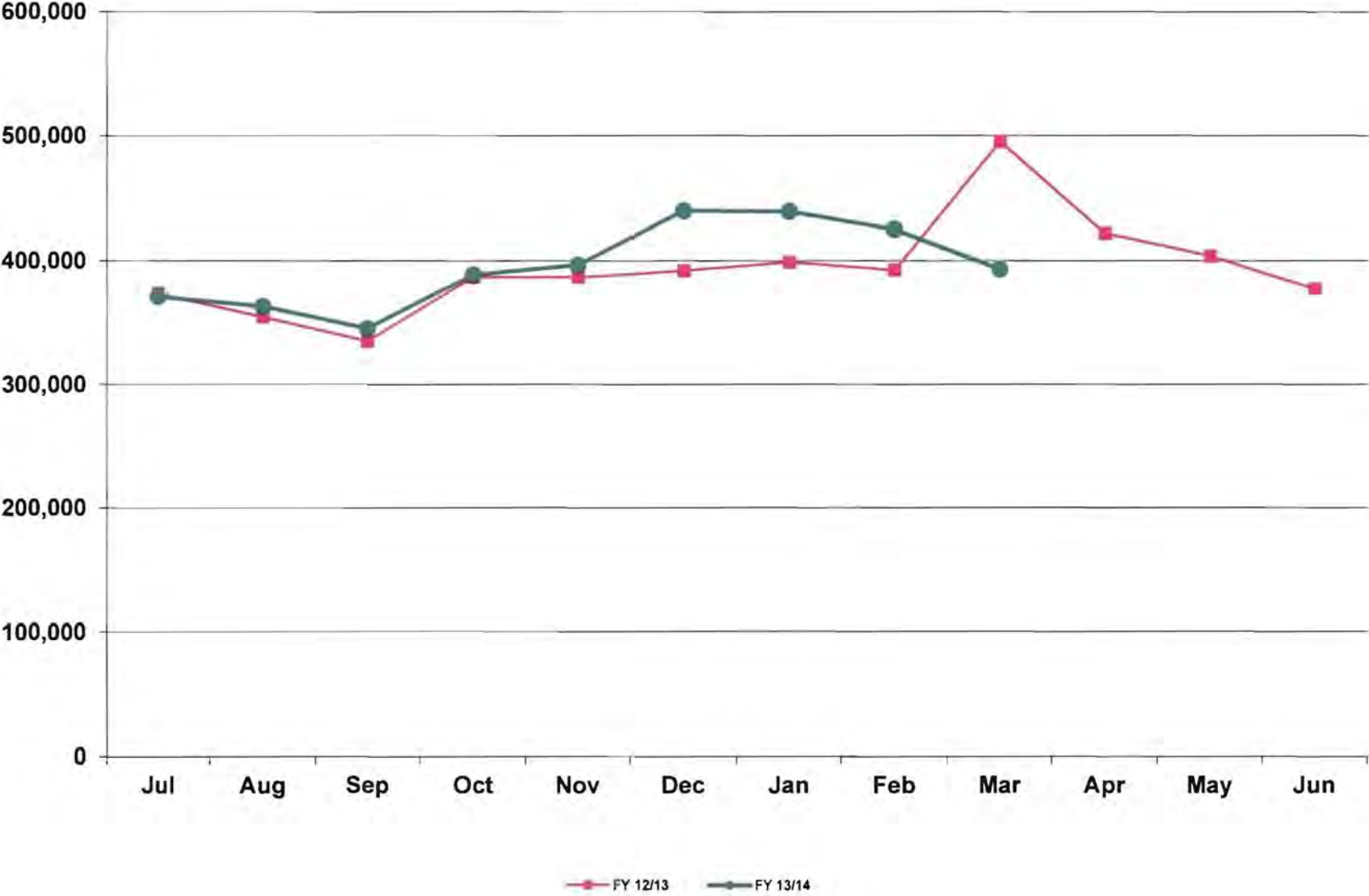
Revised

Airline	Jul	Aug	Sep	Oct	Nov	Dec	Jan	Feb	Mar	Apr	May	Jun	Total
Aerovias de Mexico dba Aeromexico	1,319	1,234	1,276	1,319	1,276	1,276	1,319	1,064	1,319				11,402
Air Canada	4,170	4,170	4,043	5,418	11,204	12,037	10,863	10,951	12,580				75,436
Alaska Airlines	24,289	25,437	23,689	27,146	28,156	28,309	30,842	29,740	35,197				252,805
American Airlines	50,283	51,409	56,023	59,609	59,842	68,699	69,893	63,958	70,826				550,542
British Airways	19,489	19,489	18,860	19,489	18,231	18,860	19,489	16,974	19,489				170,370
Delta Air Lines	110,642	113,238	96,430	111,952	108,465	107,037	109,440	99,940	152,424				1,009,568
Frontier Airlines	14,191	15,539	17,436	19,420	17,795	17,963	17,985	17,178	19,147				156,654
Great Lakes Aviation	3,397	3,397	3,172	3,091	2,785	2,560	2,254	2,141	1,465				24,262
Hawaiian Airlines	9,920	9,920	9,600	9,895	9,575	9,745	9,845	8,910	9,670				87,080
jetBlue Airways	8,804	8,662	7,384	8,804	8,520	8,520	7,384	7,100	8,662				73,840
MN Airlines dba Sun Country			2,730	4,302	4,583	5,700	4,622	4,408	4,908				31,253
Southwest Airlines	639,666	620,036	579,508	609,208	563,928	593,958	576,114	530,404	639,984				5,352,806
Spirit Airlines				965	14,271	17,143	17,204	15,864	17,564				83,011
United Airlines	68,028	70,040	78,903	87,908	90,386	89,513	86,227	83,295	109,409				763,709
US Airways	1,042,358	992,210	871,669	966,980	955,284	994,266	972,582	865,165	1,072,581				8,733,095
Volaris				1,003	1,868	3,706	3,890	3,450	3,905				17,822
WestJet	4,501	4,535	5,939	9,917	27,083	27,893	28,382	26,110	28,555				162,915
Passenger	2,001,057	1,939,316	1,776,662	1,946,426	1,923,252	2,007,185	1,968,335	1,786,652	2,207,685				17,556,570
ABX Air	11,729	12,361	10,608	12,534	11,240	11,262	12,328	10,413	11,516				103,991
Federal Express	50,471	54,756	48,934	59,851	62,416	102,223	65,272	57,789	58,265				559,977
IFL Group	986	1,044	928	1,160	986	986	1,044	928	928				8,990
United Parcel Service	34,317	36,934	32,243	37,141	36,783	80,355	37,026	33,017	33,846				361,662
Cargo	97,503	105,095	92,713	110,686	111,425	194,826	115,670	102,147	104,555				1,034,620
Grand Total	2,098,560	2,044,411	1,869,375	2,057,112	2,034,677	2,202,011	2,084,005	1,888,799	2,312,240				18,591,190

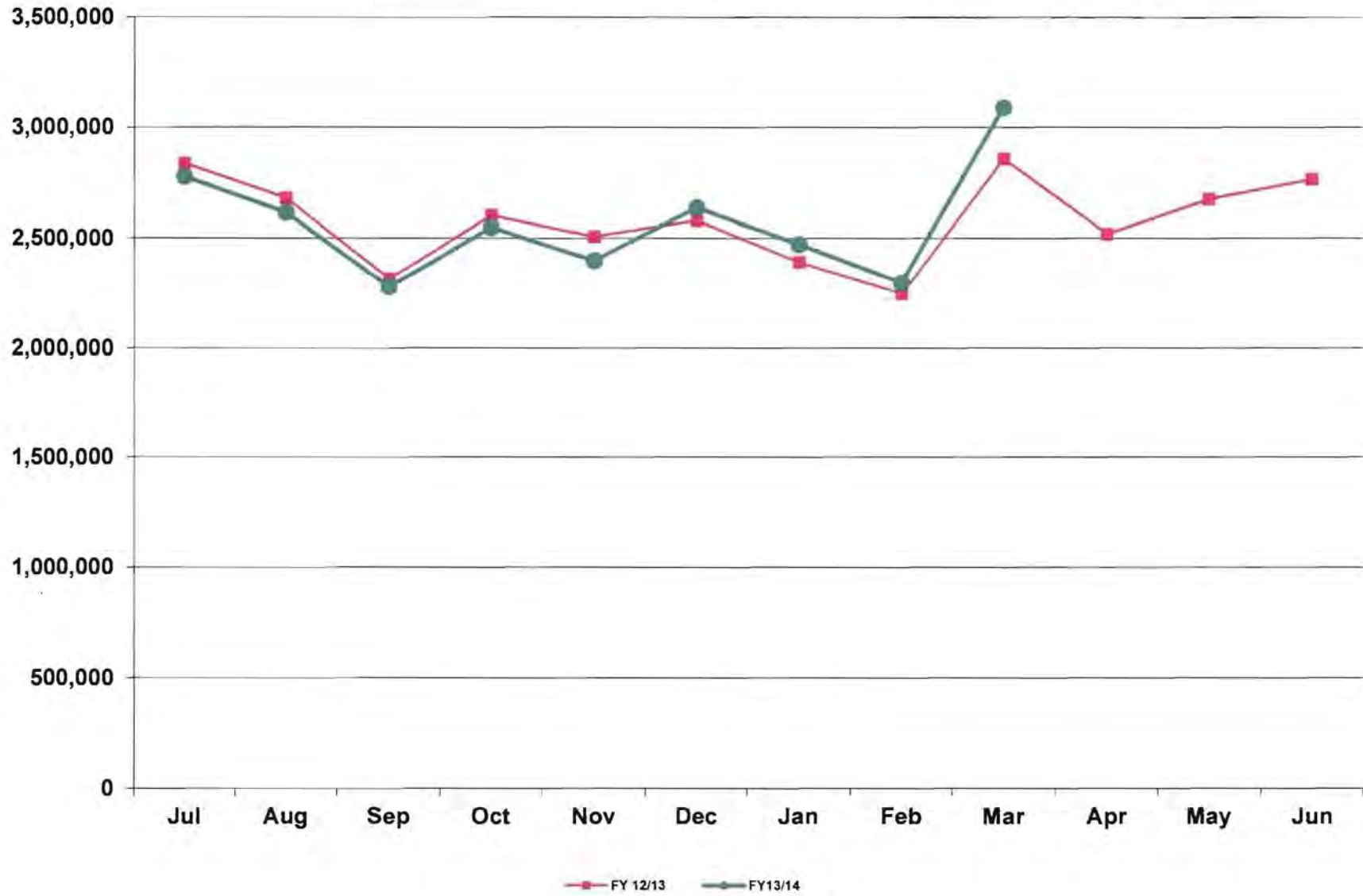
Phoenix Sky Harbor International Airport
Domestic Enplaned/Deplaned Passengers Terminal 2
March 2014



Phoenix Sky Harbor International Airport
Domestic Enplaned/Deplaned Passengers Terminal 3
February 2014



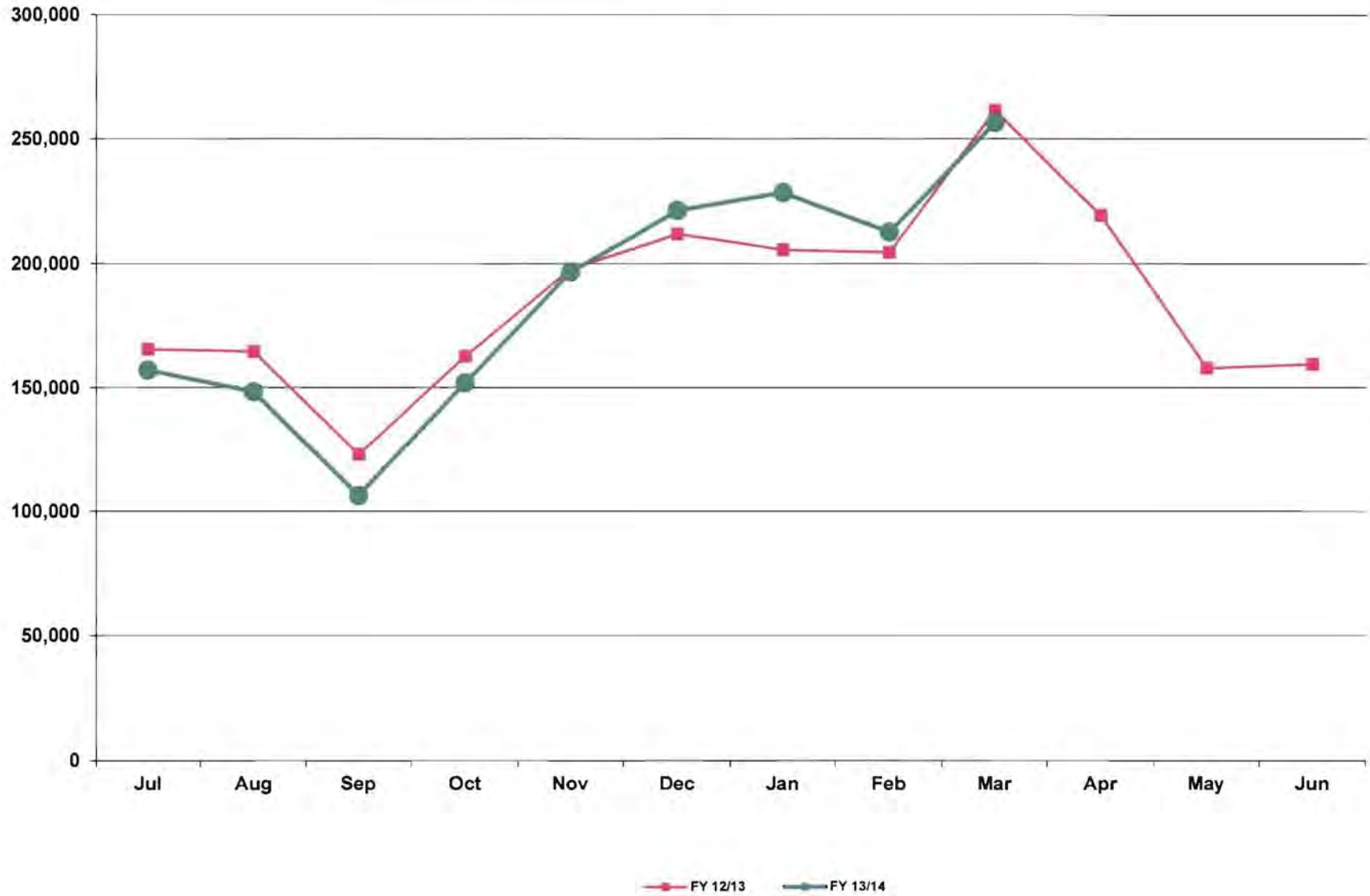
Phoenix Sky Harbor International Airport
Domestic Enplaned/Deplaned Passengers Terminal 4
March 2014



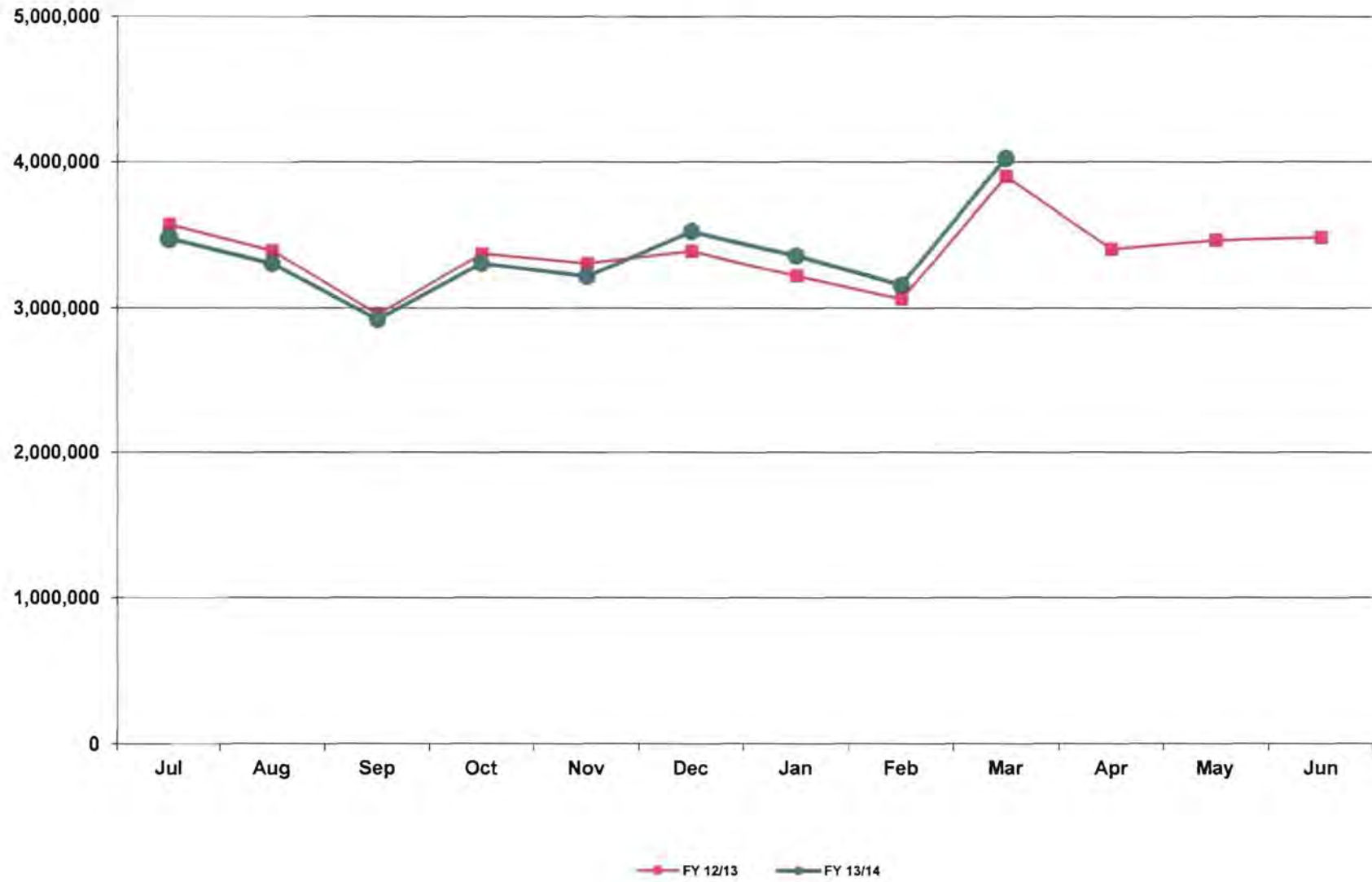
Phoenix Sky Harbor International Airport
Total Domestic Enplaned/Deplaned Passengers
February 2014



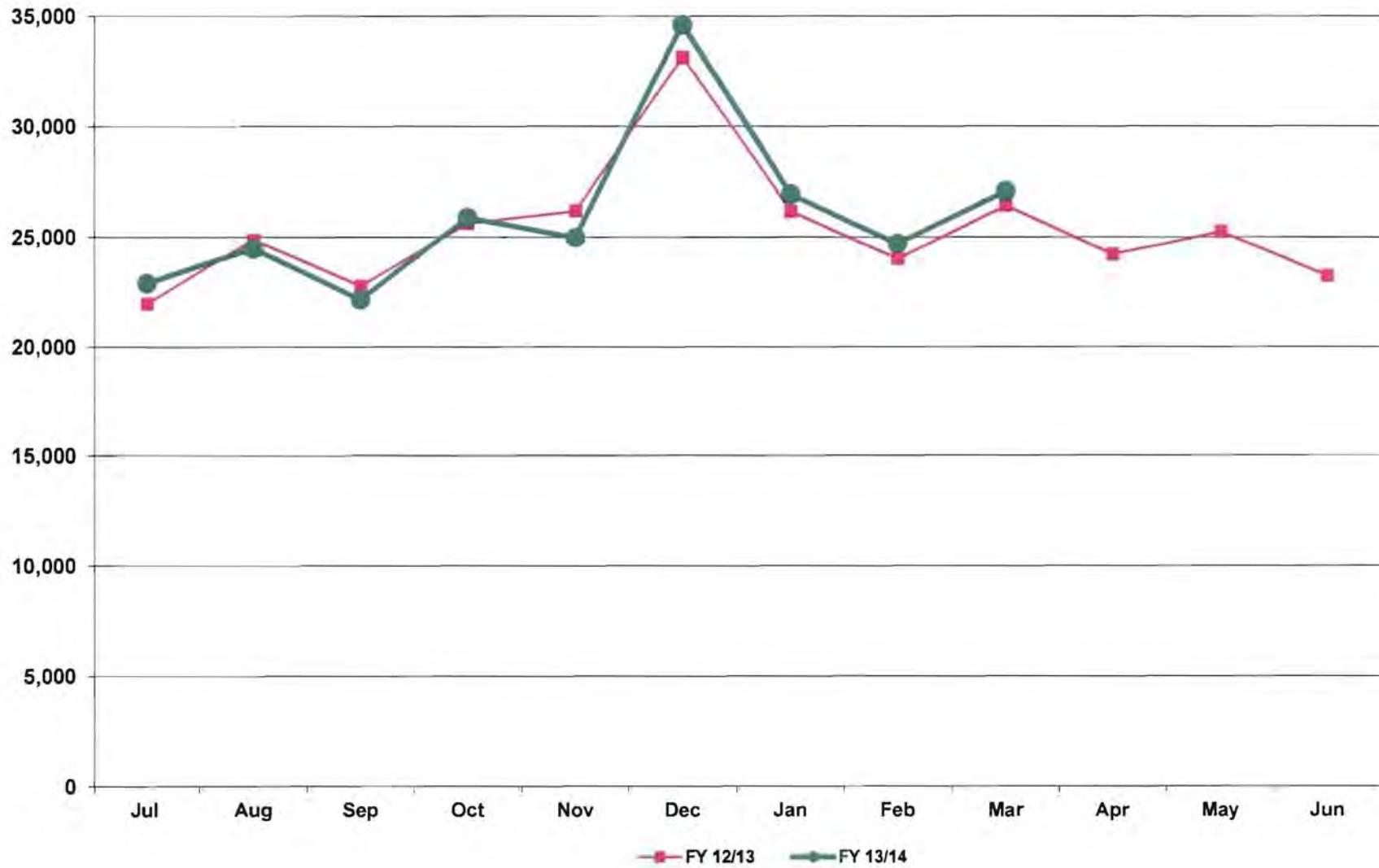
Phoenix Sky Harbor International Airport
Total International Enplaned/Deplaned Passengers
March 2014



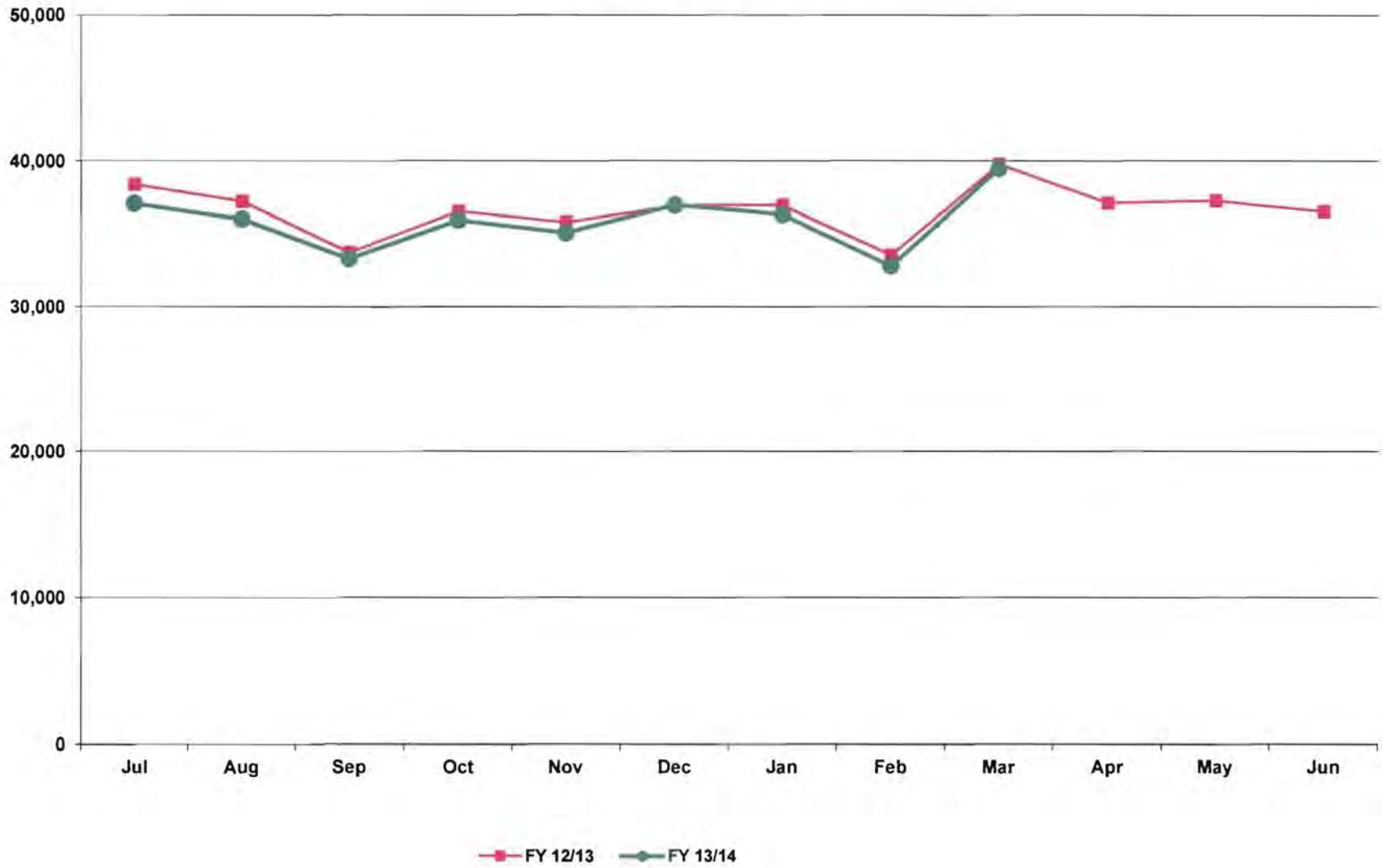
Phoenix Sky Harbor International Airport
Total Enplaned/Deplaned Passengers
February 2014



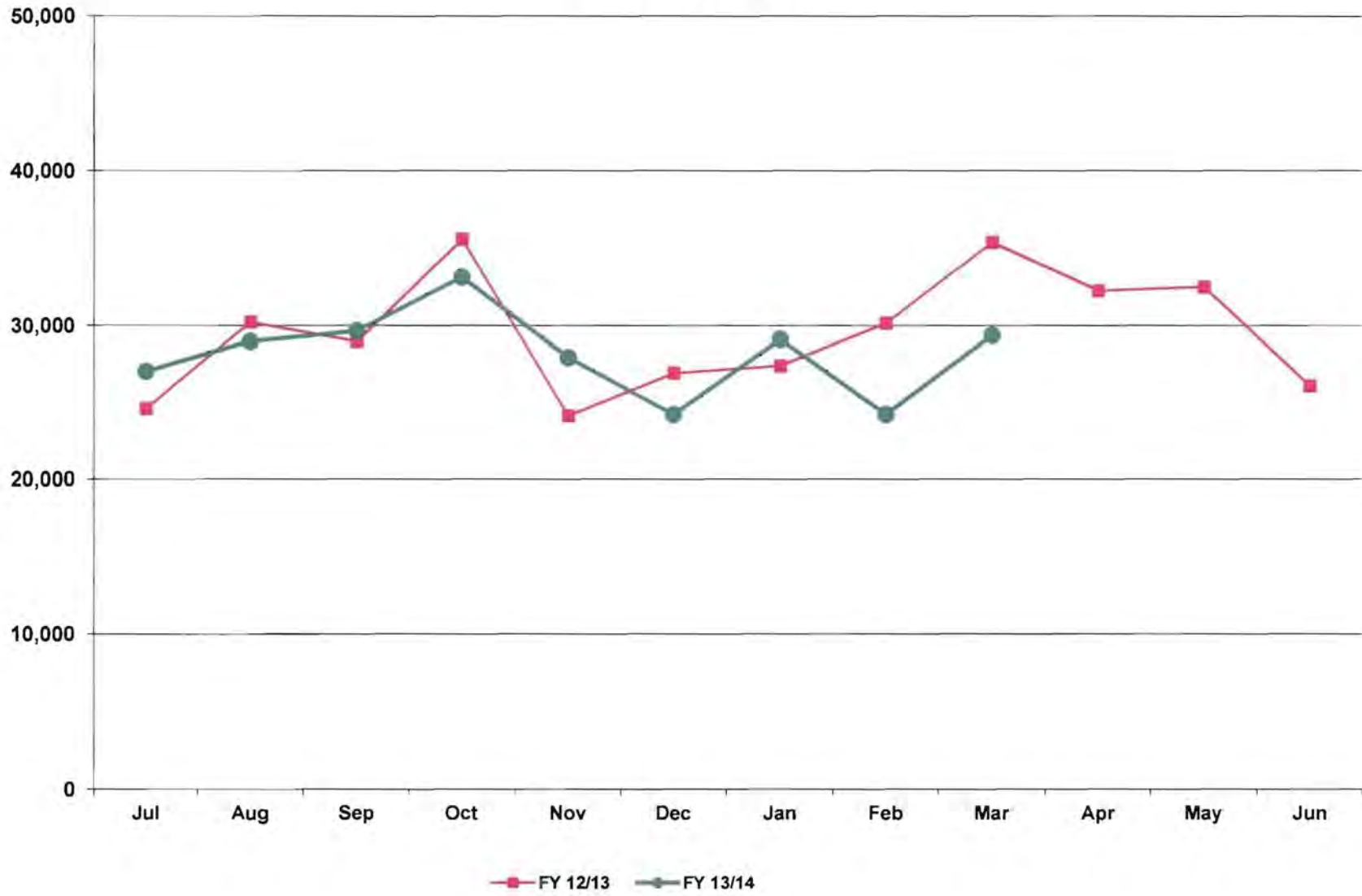
Phoenix Sky Harbor International Airport
Total Enplaned/Deplaned Cargo (Tons)
March 2014



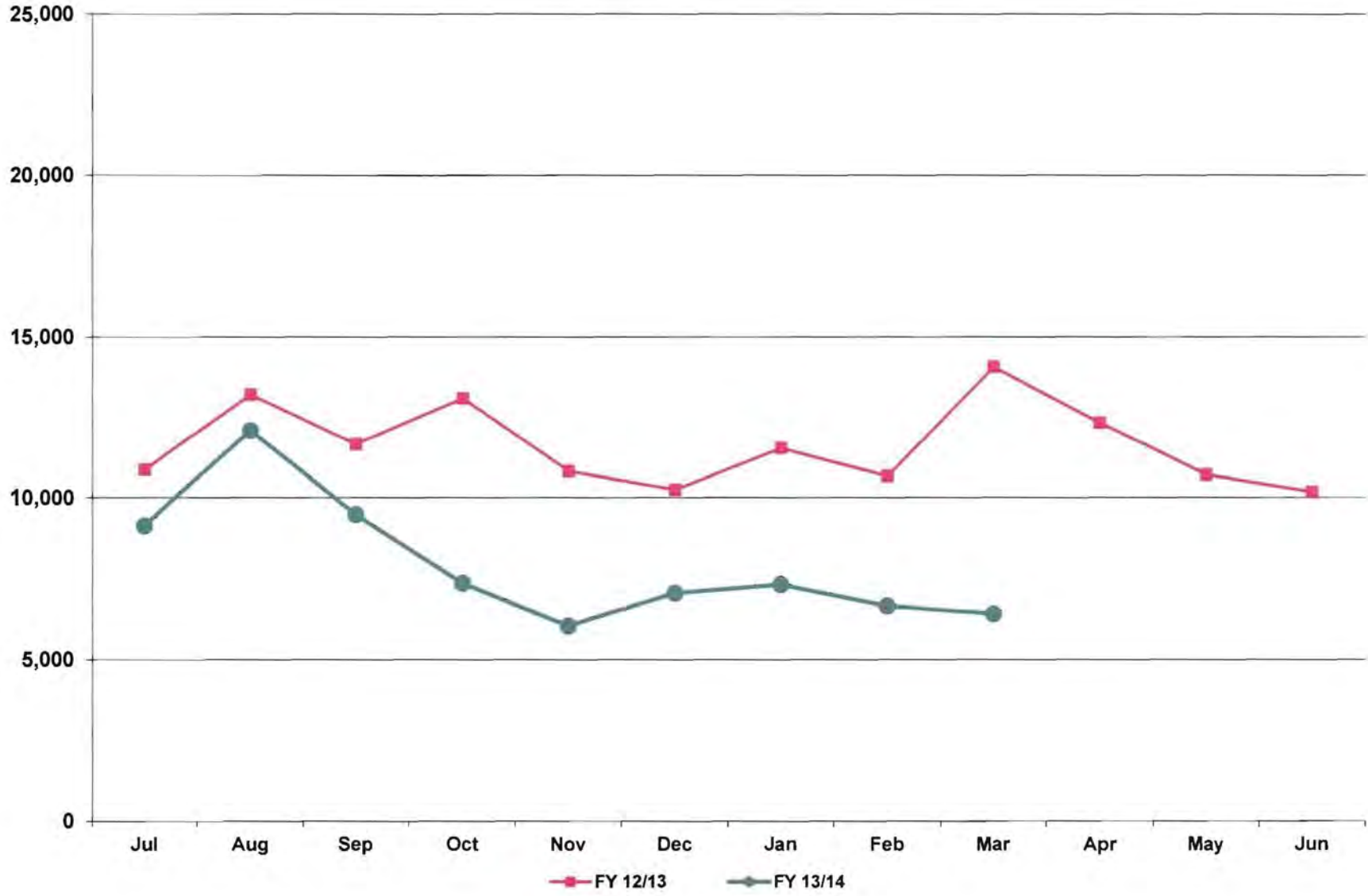
Phoenix Sky Harbor International Airport
Aircraft Operations
March 2014



Deer Valley Airport
Aircraft Operations
March 2014



Goodyear Airport
Aircraft Operations
March 2014



**City of Phoenix Aviation Department
Sky Harbor International Airport
Financial Management Division
Monthly Statistical Reports – April 2014
Table of Contents**

Reports:

- 1 Passengers, Cargo, and Aircraft Operations
- 2 Passenger Activity Report
- 3 Passenger and Activity Worksheet April 2014
- 4 Passenger and Activity Worksheet April 2013
- 5 Enplaned Passengers by Carrier for Fiscal Year 2013/14
- 6 Deplaned Passengers by Carrier for Fiscal Year 2013/14
- 7 Total Passengers by Carrier for Fiscal Year 2013/14
- 8 Enplaned Passengers by Carrier for Calendar Year 2014
- 9 Deplaned Passengers by Carrier for Calendar Year 2014
- 10 Total Passengers by Carrier for Calendar Year 2014
- 11 Airline Landing Weights – All Airlines for Fiscal Year 2013/14
- 12 Airline Landing Weights – Rates & Charges Airlines Only for Fiscal Year 2013/14

Graphs:

- 1 Domestic Enplaned / Deplaned Passengers Terminal 2
- 2 Domestic Enplaned / Deplaned Passengers Terminal 3
- 3 Domestic Enplaned / Deplaned Passengers Terminal 4
- 4 Total Domestic Enplaned / Deplaned Passengers
- 5 Total International Enplaned / Deplaned Passengers
- 6 Total Enplaned / Deplaned Passengers
- 7 Total Enplaned / Deplaned Cargo (in Tons)
- 8 Sky Harbor International Airport Aircraft Operations
- 9 Deer Valley Airport Aircraft Operations
- 10 Goodyear Airport Aircraft Operations

PASSENGERS, CARGO, AND AIRCRAFT OPERATIONS AT PHOENIX AIRPORTS: April 2014

April	2014	2013	%Chg	Fiscal YTD 2013/14	Fiscal YTD 2012/2013	%Chg	Calendar YTD 2014	Calendar YTD 2013	%Chg
PASSENGERS									
T2	119,646	128,207	-6.7%	1,091,648	1,101,744	-0.9%	486,463	492,360	-1.2%
T3	172,328	217,075	-20.6%	1,942,052	1,943,531	-0.1%	797,544	852,411	-6.4%
T4	1,406,068	1,289,430	9.0%	12,906,305	12,693,900	1.7%	5,318,567	5,013,963	6.1%
International	118,226	115,450	2.4%	945,158	974,367	-3.0%	461,204	464,606	-0.7%
Total Enplaned	1,816,268	1,750,162	3.8%	16,885,163	16,713,542	1.0%	7,063,778	6,823,340	3.5%
T2	138,637	118,220	17.3%	1,118,534	1,102,957	1.4%	503,563	484,117	4.0%
T3	163,582	204,683	-20.1%	1,957,743	1,985,770	-1.4%	796,795	855,950	-6.9%
T4	1,359,235	1,225,917	10.9%	12,988,697	12,830,409	1.2%	5,310,900	4,995,296	6.3%
International	108,896	106,036	2.7%	964,194	974,775	-1.1%	464,329	450,875	3.0%
Total Deplaned	1,770,350	1,654,856	7.0%	17,029,168	16,893,911	0.8%	7,075,587	6,786,238	4.3%
Total	3,586,618	3,405,018	5.3%	33,914,331	33,607,453	0.9%	14,139,365	13,609,578	3.9%
CARGO									
Freight enplaned	12,082	10,895	10.9%	121,085	114,764	5.5%	47,387	44,738	5.9%
Freight deplaned	10,312	10,434	-1.2%	106,384	110,918	-4.1%	42,004	43,726	-3.9%
Total Freight	22,394	21,329	5.0%	227,469	225,682	0.8%	89,391	88,464	1.0%
Mail enplaned	2,560	1,319	94.1%	18,430	13,556	36.0%	9,166	5,600	63.7%
Mail deplaned	1,977	1,550	27.5%	14,947	16,087	-7.1%	7,184	6,726	6.8%
Total Mail	4,537	2,869	58.1%	33,377	29,643	12.6%	16,350	12,326	32.6%
Total (Tons)	26,931	24,198	11.3%	260,846	255,325	2.2%	105,741	100,790	4.9%
AIRCRAFT OPERATIONS									
Air Carrier/Air Taxi	34,418	35,022	-1.7%	340,544	346,232	-1.6%	136,699	138,796	-1.5%
General Aviation	1,758	1,885	-6.7%	17,531	18,023	-2.7%	7,621	7,786	-2.1%
Military	243	237	2.5%	1,970	2,104	-6.4%	887	908	-2.3%
Sky Harbor International	36,419	37,144	-2.0%	360,045	366,359	-1.7%	145,207	147,490	-1.5%
Air Carrier/Air Taxi	381	378	0.8%	4,237	3,607	17.5%	1,998	1,505	32.8%
General Aviation	24,718	31,880	-22.5%	274,711	292,199	-6.0%	105,875	123,734	-14.4%
Military	6	3	100.0%	91	41	122.0%	31	15	106.7%
Deer Valley Airport	25,105	32,261	-22.2%	279,039	295,847	-5.7%	107,904	125,254	-13.9%
Air Carrier/Air Taxi	407	65	526.2%	1,223	697	75.5%	796	344	131.4%
General Aviation	6,767	11,861	-42.9%	74,678	113,032	-33.9%	25,886	46,742	-44.6%
Military	358	399	-10.3%	3,211	4,739	-32.2%	1,248	1,510	-17.4%
Goodyear Airport	7,532	12,325	-38.9%	79,112	118,468	-33.2%	27,930	48,596	-42.5%
Total	69,056	81,730	-15.5%	718,196	780,674	-8.0%	281,041	321,340	-12.5%

Passenger Activity Report * Sky Harbor International Airport *** April 2014**

Airline	Enplaned Passengers			Deplaned Passengers			Total Passengers		
	2014	2013	% Chg	2014	41640	% Chg	2014	2013	% Chg
TERMINAL 2									
Alaska Airlines	35,371	33,908	4.3%	33,197	31,098	6.7%	68,568	65,006	5.5%
Continental Airlines			N/A			N/A			N/A
Great Lakes Aviation	349	700	-50.1%	347	678	-48.8%	696	1,378	-49.5%
United Airlines	83,926	93,599	-10.3%	105,274	86,444	21.8%	189,200	180,043	5.1%
Total	119,646	128,207	-6.7%	138,818	118,220	17.4%	258,464	246,427	4.9%
TERMINAL 3									
American Airlines		57,944	-100.0%		56,204	-100.0%		114,148	-100.0%
Delta Air Lines	119,382	121,970	-2.1%	114,416	110,880	3.2%	233,798	232,850	0.4%
Frontier Airlines	18,882	19,077	-1.0%	18,486	20,167	-8.3%	37,368	39,244	-4.8%
Hawaiian Airlines	6,419	6,858	-6.4%	6,585	7,324	-10.1%	13,004	14,182	-8.3%
jetBlue Airways	7,719	7,792	-0.9%	7,682	7,682	0.0%	15,401	15,474	-0.5%
MN Airlines dba Sun Country	3,871	3,434	12.7%	2,832	2,426	16.7%	6,703	5,860	14.4%
Spirit Airlines	16,055		N/A	13,581		N/A	29,636		N/A
Total	172,328	217,075	-20.6%	163,582	204,683	-20.1%	335,910	421,758	-20.4%
TERMINAL 4									
Aerovias de Mexico dba Aeromexico	1,075	884	21.6%	1,116	673	65.8%	2,191	1,557	40.7%
Air Canada	10,640	9,337	14.0%	9,422	8,593	9.6%	20,062	17,930	11.9%
American Airlines	74,999		N/A	71,780		N/A	146,779		N/A
British Airways	8,906	8,746	1.8%	8,808	8,717	1.0%	17,714	17,463	1.4%
Southwest Airlines	562,739	540,629	4.1%	535,927	504,657	6.2%	1,098,666	1,045,286	5.1%
US Airways	838,442	821,104	2.1%	817,764	790,858	3.4%	1,656,206	1,611,962	2.7%
Volaris	2,328		N/A	2,068		N/A	4,396		N/A
WestJet	25,165	24,180	4.1%	21,065	18,455	14.1%	46,230	42,635	8.4%
Total	1,524,294	1,404,880	8.5%	1,467,950	1,331,953	10.2%	2,992,244	2,736,833	9.3%
GRAND TOTAL	1,816,268	1,750,162	3.8%	1,770,350	1,654,856	7.0%	3,586,618	3,405,018	5.3%

Sky Harbor International Airport - Passenger and Activity Worksheet April 2014

Airline	Enplaned Passengers				Deplaned Passengers			Freight		Mail		Landed Weight	Landings				
	Domestic	Connect	Internat'l	Total	Domestic	Internat'l	Total	Enplaned	Deplaned	Enplaned	Deplaned						
TERMINAL 2																	
Alaska Airlines	35,371			35,371	33,016	181	33,197	5,921	31,348			32,796,500	238				
Continental Airlines																	
Great Lakes Aviation	349			349	347		347	114	127			901,600	56				
United Airlines	83,926			83,926	105,274		105,274	75,949	53,080	239,309	313,962	85,265,172	731				
Subtotal Terminal 2	119,646			119,646	138,637	181	138,818	81,984	84,555	239,309	313,962	118,963,272	1,025				
TERMINAL 3																	
American Airlines																	
Delta Air Lines	119,382			119,382	114,416		114,416	119,900	87,647	329,914	357,026	126,131,000	849				
Frontier Airlines	18,882			18,882	18,486		18,486					18,913,120	139				
Hawaiian Airlines	6,419			6,419	6,585		6,585	85,989	68,879			9,425,000	30				
jetBlue Airways	7,719			7,719	7,682		7,682					8,378,000	59				
MN Airlines dba Sun Country	3,871			3,871	2,832		2,832			30,810	35,636	4,212,000	30				
Spirit Airlines	16,055			16,055	13,581		13,581					16,982,026	120				
Subtotal Terminal 3	172,328			172,328	163,582		163,582	205,889	156,526	360,724	392,662	184,041,146	1,227				
TERMINAL 4																	
Aerovias de Mexico dba Aeromexico			1,075	1,075		1,116	1,116					1,276,470	30				
Air Canada			10,640	10,640		9,422	9,422	4,067	1,819			10,809,100	80				
American Airlines	74,999			74,999	71,780		71,780	1,614	27,977			71,951,000	619				
British Airways			8,906	8,906		8,808	8,808	332,737	325,316			18,860,160	30				
Southwest Airlines	426,311	136,428		562,739	535,927		535,927	1,428,286	1,535,955			615,566,000	4,883				
US Airways	444,358	323,972	70,112	838,442	751,528	66,236	817,764	1,782,354	912,501	4,392,999	3,087,690	954,270,100	7,778				
Volaris			2,328	2,328		2,068	2,068					3,545,021	25				
WestJet			25,165	25,165		21,065	21,065					24,681,000	177				
Subtotal Terminal 4	945,668	460,400	118,226	1,524,294	1,359,235	108,715	1,467,950	3,549,058	2,803,568	4,392,999	3,087,690	1,700,958,851	13,622				
Total Passenger Airlines	1,237,642	460,400	118,226	1,816,268	1,661,454	108,896	1,770,350	3,836,931	3,044,649	4,993,032	3,794,314	2,003,963,269	15,874				
AIR CARGO (SOUTH)																	
Federal Express								11,843,309	8,862,080			60,642,300	157				
United Parcel Service								5,983,703	6,111,488	127,357	160,481	35,089,360	115				
Subtotal Air Cargo (South)								17,827,012	14,973,568	127,357	160,481	95,731,660	272				
AIR CARGO (WEST)																	
ABX Air								1,696,403	1,781,128			12,426,000	45				
Airnet Systems								5,464	1,647			157,200	10				
Amenflight								473,331	428,789			4,728,160	350				
Empire Airlines								120,310	104,630			867,000	102				
IFL Group								116,252	257,730			986,000	17				
Subtotal Air Cargo (West)								2,411,760	2,573,924			19,164,360	524				
Total Cargo Airlines								20,238,772	17,547,492	127,357	160,481	114,896,020	796				
Grand Total	1,237,642	460,400	118,226	1,816,268	1,661,454	108,896	1,770,350	24,075,703	20,592,141	5,120,389	3,954,795	2,118,859,289	16,670				
Total All Passengers:	3,586,618							Total Air Cargo in Tons:	12,038	+	10,296	+	2,560	+	1,977	=	26,872

Sky Harbor International Airport - Passenger and Activity Worksheet April 2013

Airline	Enplaned Passengers				Deplaned Passengers			Freight		Mail		Landed Weight	Landings
	Domestic	Connect	Internat'l	Total	Domestic	Internat'l	Total	Enplaned	Deplaned	Enplaned	Deplaned		
TERMINAL 2													
Alaska Airlines	33,908			33,908	31,098		31,098	11,713	42,362			31,693,000	238
Continental Airlines													
Great Lakes Aviation	700			700	678		678	178	195			2,495,500	155
United Airlines	93,599			93,599	86,444		86,444	108,145	82,657	194,094	206,894	98,395,408	769
Subtotal Terminal 2	128,207			128,207	118,220		118,220	120,036	125,214	194,094	206,894	132,583,908	1,162
TERMINAL 3													
American Airlines	57,944			57,944	56,204		56,204	10,985	54,397	90	9	55,717,500	516
Delta Air Lines	121,970			121,970	110,880		110,880	17,319	122,225	282,088	327,591	130,087,900	870
Frontier Airlines	19,077			19,077	20,167		20,167	4,584	21,517			19,434,586	152
Hawaiian Airlines	6,858			6,858	7,324		7,324	114,639	86,925			9,300,000	30
jetBlue Airways	7,792			7,792	7,682		7,682					8,520,000	60
Subtotal Terminal 3	217,075			217,075	204,683		204,683	147,527	285,064	282,178	391,478	226,817,186	1,655
TERMINAL 4													
Aerovias de Mexico dba Aeromexico			884	884		673	673					1,276,470	30
Air Canada			9,337	9,337		8,593	8,593		959	1,796	841	9,540,500	77
AirTran Airways													
British Airways			8,746	8,746		8,717	8,717	404,686	255,653			18,860,160	30
Southwest Airlines	407,103	133,526		540,629	504,657		504,657	1,226,588	1,477,756			623,724,000	4,992
US Airways	427,753	321,048	72,303	821,104	721,260	69,598	790,858	1,787,565	1,589,222	2,113,585	2,209,249	959,907,500	7,984
WestJet			24,180	24,180		18,455	18,455					24,207,600	174
Subtotal Terminal 4	834,856	454,574	115,450	1,404,880	1,225,917	106,036	1,331,953	3,418,839	3,323,590	2,115,381	2,210,090	1,637,516,230	13,287
Total Passenger Airlines	1,180,138	454,574	115,450	1,750,162	1,548,820	106,036	1,654,856	3,686,402	3,733,868	2,591,653	2,808,462	1,996,917,324	16,104
AIR CARGO (SOUTH)													
Federal Express								10,416,176	9,082,379			50,483,600	123
United Parcel Service								5,376,313	5,480,025	44,808	289,753	34,166,920	111
Subtotal Air Cargo (South)								15,792,489	14,562,404	44,808	289,753	84,650,520	234
AIR CARGO (WEST)													
ABX Air								1,665,789	1,748,218	833	874	12,001,000	44
Airnet Systems								14,370	19,310			437,100	38
Ameriflight								426,106	431,118			4,437,026	336
Empire Airlines								99,738	96,286			748,000	88
IFL Group								104,341	276,720			986,000	17
Subtotal Air Cargo (West)								2,310,344	2,571,652	833	874	18,609,126	523
Total Cargo Airlines								18,102,833	17,134,056	45,641	290,627	103,259,646	757
Grand Total	1,180,138	454,574	115,450	1,750,162	1,548,820	106,036	1,654,856	21,789,235	20,867,924	2,637,294	3,099,089	2,100,176,970	16,861

Total All Passengers: 3,405,018

Total Air Cargo in Tons: 10,895 + 10,434 + 1,319 + 1,550 = 24,197

Sky Harbor International Airport - Enplaned Passengers by Carrier
Fiscal Year 2013/14

Airline	Jul	Aug	Sep	Oct	Nov	Dec	Jan	Feb	Mar	Apr	May	Jun	Total
TERMINAL 2													
Alaska Airlines	23,135	23,318	20,263	25,823	27,623	30,282	29,364	30,724	37,621	35,371			283,524
Great Lakes Aviation	1,296	1,296	1,106	940	826	753	520	509	551	349			8,146
United Airlines	61,962	63,909	70,991	81,137	85,076	85,449	81,340	79,430	106,758	83,926			799,978
Total	86,393	88,523	92,360	107,900	113,525	116,484	111,224	110,663	144,930	119,646			1,091,648
TERMINAL 3													
American Airlines	48,924	47,219	50,900	58,494	57,701	67,965	69,700	65,025					465,928
Delta Air Lines	106,435	102,435	87,791	101,315	93,923	99,071	102,742	97,455	139,288	119,382			1,049,837
Frontier Airlines	13,306	14,170	16,235	18,589	16,614	17,212	16,835	16,898	19,382	18,882			168,123
Hawaiian Airlines	7,241	6,817	6,733	7,486	6,390	7,501	7,367	6,379	6,792	6,419			69,125
jetBlue Airways	8,246	7,865	6,067	7,410	6,623	7,097	5,993	6,084	8,071	7,719			71,175
MN Airlines dba Sun Country			1,570	2,842	3,623	4,931	3,609	3,849	4,611	3,871			28,906
Spirit Airlines				803	11,360	15,604	13,398	14,087	17,651	16,055			88,958
Total	184,152	178,506	169,296	196,939	196,234	219,381	219,644	209,777	195,795	172,328			1,942,052
TERMINAL 4													
Aerovias de Mexico dba Aeromexico	1,055	871	806	940	1,120	1,383	1,355	906	1,234	1,075			10,745
Air Canada	3,202	3,415	3,257	4,877	8,533	9,029	8,866	9,725	12,133	10,640			73,677
American Airlines									74,445	74,999			149,444
British Airways	7,880	8,685	9,336	8,802	7,194	7,574	7,003	5,516	8,479	8,906			79,375
Southwest Airlines	540,624	505,483	459,911	519,204	486,488	536,559	481,394	469,902	609,057	562,739			5,171,361
US Airways	895,105	857,831	708,436	796,828	764,064	845,188	813,891	731,080	935,868	838,442			8,186,733
Volaris				604	1,287	2,630	2,520	1,862	2,473	2,328			13,704
WestJet	3,921	4,308	4,651	8,014	21,292	21,305	22,629	25,263	29,876	25,165			166,424
Total	1,451,787	1,380,593	1,186,397	1,339,269	1,289,978	1,423,668	1,337,658	1,244,254	1,673,565	1,524,294			13,851,463
GRAND TOTAL	1,722,332	1,647,622	1,448,053	1,644,108	1,599,737	1,759,533	1,668,526	1,564,694	2,014,290	1,816,268			16,885,163

Sky Harbor International Airport - Deplanned Passengers by Carrier
Fiscal Year 2013/14

Airline	Jul	Aug	Sep	Oct	Nov	Dec	Jan	Feb	Mar	Apr	May	Jun	Total
TERMINAL 2													
Alaska Airlines	22,606	24,814	22,581	27,906	28,204	29,381	30,952	31,428	38,497	33,197			289,566
Great Lakes Aviation	1,368	1,368	1,252	918	817	718	614	510	491	347			8,403
United Airlines	64,294	65,758	72,341	83,351	84,279	83,015	80,157	79,004	103,273	105,274			820,746
Total	88,268	91,940	96,174	112,175	113,300	113,114	111,723	110,942	142,261	138,818			1,118,715
TERMINAL 3													
American Airlines	51,946	49,723	54,042	61,608	59,241	69,402	71,060	65,892					482,914
Delta Air Lines	104,870	104,267	91,060	104,309	95,935	98,701	97,243	100,000	139,913	114,416			1,050,714
Frontier Airlines	14,390	15,178	15,543	6,888	16,962	17,377	17,440	17,284	19,390	18,486			158,938
Hawaiian Airlines	7,411	7,602	7,144	7,493	6,689	7,281	7,512	6,411	7,240	6,585			71,368
jetBlue Airways	8,398	7,848	6,384	7,857	6,904	7,528	6,721	6,720	7,970	7,682			74,112
MN Airlines dba Sun Country			1,663	3,104	3,364	4,956	4,698	4,344	4,654	2,832			29,615
Spirit Airlines				808	11,533	15,439	15,213	15,066	18,442	13,581			90,082
Total	187,015	184,618	175,836	192,067	200,628	220,784	219,887	215,717	197,609	163,582			1,957,743
TERMINAL 4													
Aerovias de Mexico dba Aeromexico	1,200	752	380	803	908	1,187	1,357	842	1,147	1,116			9,692
Air Canada	3,203	3,396	3,258	5,207	9,380	9,855	9,631	10,457	11,968	9,422			75,777
American Airlines									74,086	71,780			145,866
British Airways	10,312	9,272	9,559	9,937	7,762	8,288	8,319	6,897	9,645	8,808			88,799
Southwest Airlines	548,813	500,334	466,475	528,133	489,063	531,702	489,476	473,468	605,474	535,927			5,168,865
US Airways	916,874	867,099	715,371	808,792	776,443	861,343	828,022	746,818	942,143	817,764			8,280,669
Volaris				735	1,355	2,701	2,868	2,064	2,248	2,068			14,039
WestJet	4,286	4,592	4,946	9,298	22,485	22,163	24,003	27,175	28,990	21,065			169,003
Total	1,484,688	1,385,445	1,199,989	1,362,905	1,307,396	1,437,239	1,363,676	1,267,721	1,675,701	1,467,950			13,952,710
GRAND TOTAL	1,759,971	1,662,003	1,471,999	1,667,147	1,621,324	1,771,137	1,695,286	1,594,380	2,015,571	1,770,350			17,029,168

Sky Harbor International Airport - Total Passengers by Carrier
Fiscal Year 2013/14

Airline	Jul	Aug	Sep	Oct	Nov	Dec	Jan	Feb	Mar	Apr	May	Jun	Total
TERMINAL 2													
Alaska Airlines	45,741	48,132	42,844	53,729	55,827	59,663	60,316	62,152	76,118	68,568			573,090
Great Lakes Aviation	2,664	2,664	2,358	1,858	1,643	1,471	1,134	1,019	1,042	696			16,549
United Airlines	126,256	129,667	143,332	164,488	169,355	168,464	161,497	158,434	210,031	189,200			1,620,724
Total	174,661	180,463	188,534	220,075	226,825	229,598	222,947	221,605	287,191	258,464			2,210,363
TERMINAL 3													
American Airlines	100,870	96,942	104,942	120,102	116,942	137,367	140,760	130,917					948,842
Delta Air Lines	211,305	206,702	178,851	205,624	189,858	197,772	199,985	197,455	279,201	233,798			2,100,551
Frontier Airlines	27,696	29,348	31,778	25,477	33,576	34,589	34,275	34,182	38,772	37,368			327,061
Hawaiian Airlines	14,652	14,419	13,877	14,979	13,079	14,782	14,879	12,790	14,032	13,004			140,493
jetBlue Airways	16,644	15,713	12,451	15,267	13,527	14,725	12,714	12,804	16,041	15,401			145,287
MN Airlines dba Sun Country			3,233	5,946	6,987	9,887	8,307	8,193	9,265	6,703			58,521
Spirit Airlines				1,611	22,893	31,043	28,611	29,153	36,093	29,636			179,040
Total	371,167	363,124	345,132	389,006	396,862	440,165	439,531	425,494	393,404	335,910			3,899,795
TERMINAL 4													
Aerovias de Mexico dba Aeromexico	2,255	1,623	1,186	1,743	2,028	2,570	2,712	1,748	2,381	2,191			20,437
Air Canada	6,405	6,811	6,515	10,084	17,913	18,884	18,497	20,182	24,101	20,062			149,454
American Airlines									148,531	146,779			295,310
British Airways	18,192	17,957	18,895	18,739	14,956	15,862	15,322	12,413	18,124	17,714			168,174
Southwest Airlines	1,089,437	1,005,817	926,386	1,047,337	975,551	1,068,261	970,870	943,370	1,214,531	1,098,666			10,340,226
US Airways	1,811,979	1,724,930	1,423,807	1,605,620	1,540,507	1,706,531	1,641,913	1,477,898	1,878,011	1,656,206			16,467,402
Volaris				1,339	2,642	5,331	5,388	3,926	4,721	4,396			27,743
WestJet	8,207	8,900	9,597	17,312	43,777	43,468	46,632	52,438	58,866	46,230			335,427
Total	2,936,475	2,766,038	2,386,386	2,702,174	2,597,374	2,860,907	2,701,334	2,511,975	3,349,266	2,992,244			27,804,173
GRAND TOTAL	3,482,303	3,309,625	2,920,052	3,311,255	3,221,061	3,530,670	3,363,812	3,159,074	4,029,861	3,586,618			33,914,331

Sky Harbor International Airport - Enplaned Passengers by Carrier
Calendar Year 2014

Airline	Jan	Feb	Mar	Apr	May	Jun	Jul	Aug	Sep	Oct	Nov	Dec	Total
TERMINAL 2													
Alaska Airlines	29,364	30,724	37,621	35,371									133,080
Great Lakes Aviation	520	509	551	349									1,929
United Airlines	81,340	79,430	106,758	83,926									351,454
Total	111,224	110,663	144,930	119,646									486,463
TERMINAL 3													
American Airlines	69,700	65,025											134,725
Delta Air Lines	102,742	97,455	139,288	119,382									458,867
Frontier Airlines	16,835	16,898	19,382	18,882									71,997
Hawaiian Airlines	7,367	6,379	6,792	6,419									26,957
jetBlue Airways	5,993	6,084	8,071	7,719									27,867
MN Airlines dba Sun Country	3,609	3,849	4,611	3,871									15,940
Spirit Airlines	13,398	14,087	17,651	16,055									61,191
Total	219,644	209,777	195,795	172,328									797,544
TERMINAL 4													
Aerovias de Mexico dba Aeromexico	1,355	906	1,234	1,075									4,570
Air Canada	8,866	9,725	12,133	10,640									41,364
American Airlines			74,445	74,999									149,444
British Airways	7,003	5,516	8,479	8,906									29,904
Southwest Airlines	481,394	469,902	609,057	562,739									2,123,092
US Airways	813,891	731,080	935,868	838,442									3,319,281
Volaris	2,520	1,862	2,473	2,328									9,183
WestJet	22,629	25,263	29,876	25,165									102,933
Total	1,337,658	1,244,254	1,673,565	1,524,294									5,779,771
GRAND TOTAL	1,668,526	1,564,694	2,014,290	1,816,268									7,063,778

Sky Harbor International Airport - Deplaned Passengers by Carrier
Calendar Year 2014

Airline	Jan	Feb	Mar	Apr	May	Jun	Jul	Aug	Sep	Oct	Nov	Dec	Total
TERMINAL 2													
Alaska Airlines	30,952	31,428	38,497	33,197									134,074
Great Lakes Aviation	614	510	491	347									1,962
United Airlines	80,157	79,004	103,273	105,274									367,708
Total	111,723	110,942	142,261	138,818									503,744
TERMINAL 3													
American Airlines	71,060	65,892											136,952
Delta Air Lines	97,243	100,000	139,913	114,416									451,572
Frontier Airlines	17,440	17,284	19,390	18,486									72,600
Hawaiian Airlines	7,512	6,411	7,240	6,585									27,748
jetBlue Airways	6,721	6,720	7,970	7,682									29,093
MN Airlines dba Sun Country	4,698	4,344	4,654	2,832									16,528
Spirit Airlines	15,213	15,066	18,442	13,581									62,302
Total	219,887	215,717	197,609	163,582									796,795
TERMINAL 4													
Aerovias de Mexico dba Aeromexico	1,357	842	1,147	1,116									4,462
Air Canada	9,631	10,457	11,968	9,422									41,478
American Airlines			74,086	71,780									145,866
British Airways	8,319	6,897	9,645	8,808									33,669
Southwest Airlines	489,476	473,468	605,474	535,927									2,104,345
US Airways	828,022	746,818	942,143	817,764									3,334,747
Volaris	2,868	2,064	2,248	2,068									9,248
WestJet	24,003	27,175	28,990	21,065									101,233
Total	1,363,676	1,267,721	1,675,701	1,467,950									5,775,048
GRAND TOTAL	1,695,286	1,594,380	2,015,571	1,770,350									7,075,587

Sky Harbor International Airport - Total Passengers by Carrier
Calendar Year 2014

Airline	Jan	Feb	Mar	Apr	May	Jun	Jul	Aug	Sep	Oct	Nov	Dec	Total
TERMINAL 2													
Alaska Airlines	60,316	62,152	76,118	68,568									267,154
Great Lakes Aviation	1,134	1,019	1,042	696									3,891
United Airlines	161,497	158,434	210,031	189,200									719,162
Total	222,947	221,605	287,191	258,464									990,207
TERMINAL 3													
American Airlines	140,760	130,917											271,677
Delta Air Lines	199,985	197,455	279,201	233,798									910,439
Frontier Airlines	34,275	34,182	38,772	37,368									144,597
Hawaiian Airlines	14,879	12,790	14,032	13,004									54,705
jetBlue Airways	12,714	12,804	16,041	15,401									56,960
MN Airlines dba Sun Country	8,307	8,193	9,265	6,703									32,468
Spirit Airlines	28,611	29,153	36,093	29,636									123,493
Total	439,531	425,494	393,404	335,910									1,594,339
TERMINAL 4													
Aerovias de Mexico dba Aeromexico	2,712	1,748	2,381	2,191									9,032
Air Canada	18,497	20,182	24,101	20,062									82,842
American Airlines			148,531	146,779									295,310
British Airways	15,322	12,413	18,124	17,714									63,573
Southwest Airlines	970,870	943,370	1,214,531	1,098,666									4,227,437
US Airways	1,641,913	1,477,898	1,878,011	1,656,206									6,654,028
Volaris	5,388	3,926	4,721	4,396									18,431
WestJet	46,632	52,438	58,866	46,230									204,166
Total	2,701,334	2,511,975	3,349,266	2,992,244									11,554,819
GRAND TOTAL	3,363,812	3,159,074	4,029,861	3,586,618									14,139,365

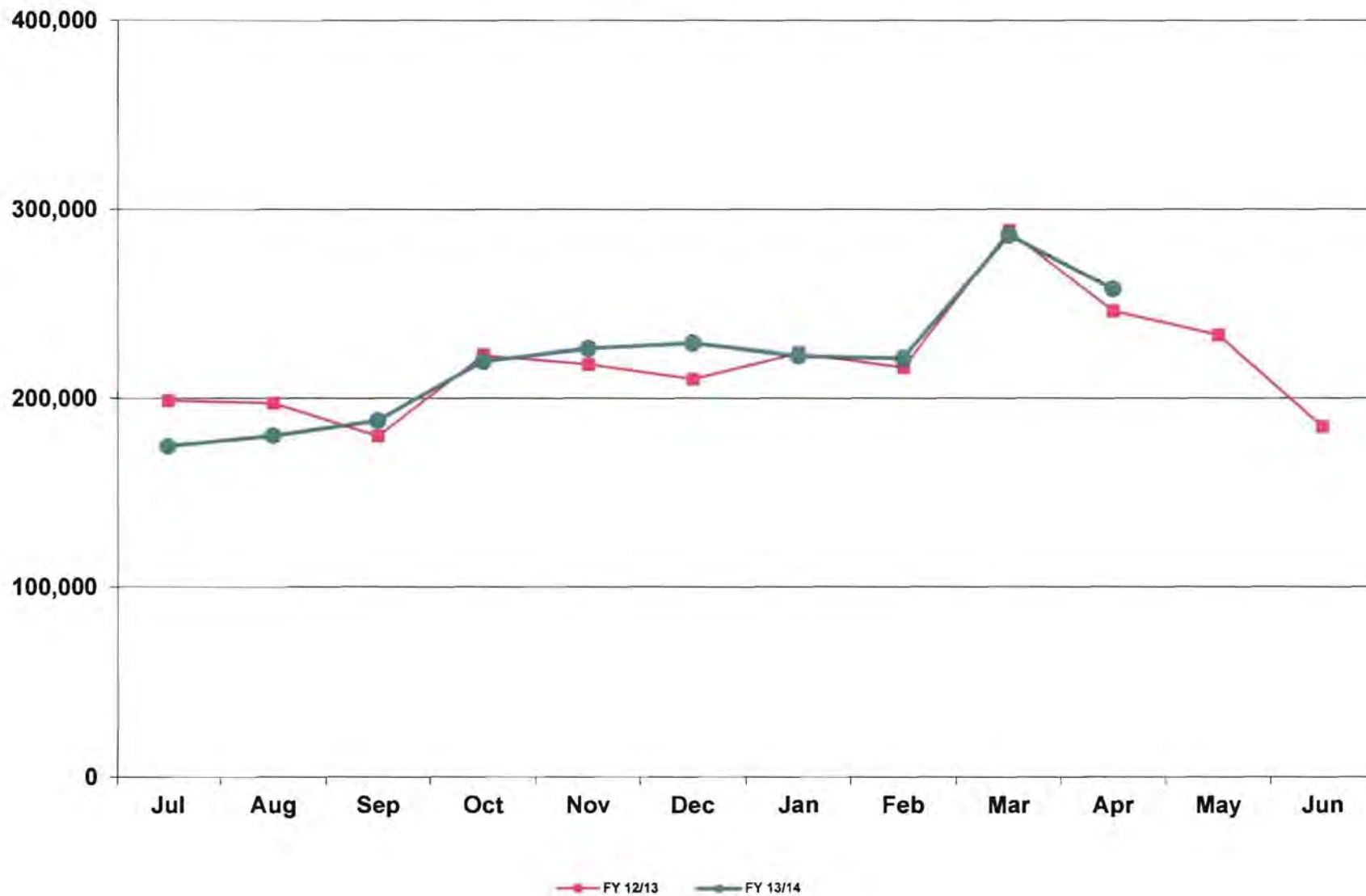
Sky Harbor International Airport
Landing Weights (in Thousands) Fiscal Year 2013/14 - All Airlines

Airline	Jul	Aug	Sep	Oct	Nov	Dec	Jan	Feb	Mar	Apr	May	Jun	Total
Aerovias de Mexico dba Aeromexico	1,319	1,234	1,276	1,319	1,276	1,276	1,319	1,064	1,319	1,276			12,678
Air Canada	4,170	4,170	4,043	5,418	11,204	12,037	10,863	10,951	12,580	10,809			86,245
Alaska Airlines	24,289	25,437	23,689	27,146	28,156	28,309	30,842	29,740	35,197	32,797			285,602
American Airlines	50,283	51,409	56,023	59,609	59,842	68,699	69,893	63,958	70,826	71,951			622,493
British Airways	19,489	19,489	18,860	19,489	18,231	18,860	19,489	16,974	19,489	18,860			189,230
Delta Air Lines	110,642	113,238	96,430	111,952	108,465	107,037	109,440	99,940	152,424	126,131			1,135,699
Frontier Airlines	14,191	15,539	17,436	19,420	17,795	17,963	17,985	17,178	19,147	18,913			175,567
Great Lakes Aviation	3,397	3,397	3,172	3,091	2,785	2,560	2,254	2,141	1,465	902			25,164
Hawaiian Airlines	9,920	9,920	9,600	9,895	9,575	9,745	9,845	8,910	9,670	9,425			96,505
jetBlue Airways	8,804	8,662	7,384	8,804	8,520	8,520	7,384	7,100	8,662	8,378			82,218
MN Airlines dba Sun Country			2,730	4,302	4,583	5,700	4,622	4,408	4,908	4,212			35,465
Southwest Airlines	639,666	620,036	579,508	609,208	563,928	593,958	576,114	530,404	639,984	615,566			5,968,372
Spirit Airlines				965	14,271	17,143	17,204	15,864	17,564	16,982			99,993
United Airlines	68,028	70,040	78,903	87,908	90,386	89,513	86,227	83,295	109,409	85,265			848,974
US Airways	1,042,358	992,210	871,669	966,980	955,284	994,266	972,582	865,165	1,072,581	954,270			9,687,365
Volaris				1,003	1,868	3,706	3,890	3,450	3,905	3,545			21,367
WestJet	4,501	4,535	5,939	9,917	27,083	27,893	28,382	26,110	28,555	24,681			187,596
Passenger	2,001,057	1,939,316	1,776,662	1,946,426	1,923,252	2,007,185	1,968,335	1,786,652	2,207,685	2,003,963			19,560,533
ABX Air	11,729	12,361	10,608	12,534	11,240	11,262	12,328	10,413	11,516	12,426			116,417
Airnet Systems	432	479	326	378	382	366	335	331	328	157			3,514
Ameriflight	4,508	4,679	3,722	4,690	4,093	3,812	4,352	3,887	4,363	4,728			42,834
Empire Airlines	765	842	697	833	935	961	910	961	808	867			8,579
Federal Express	50,471	54,756	48,934	59,851	62,416	102,223	65,272	57,789	58,265	60,642			620,619
IFL Group	986	1,044	928	1,160	986	986	1,044	928	928	986			9,976
United Parcel Service	34,317	36,934	32,243	37,141	36,783	80,355	37,026	33,017	33,846	35,089			396,751
Cargo	103,208	111,095	97,458	116,587	116,835	199,965	121,267	107,326	110,054	114,895			1,198,690
Grand Total	2,104,265	2,050,411	1,874,120	2,063,013	2,040,087	2,207,150	2,089,602	1,893,978	2,317,739	2,118,858			20,759,223

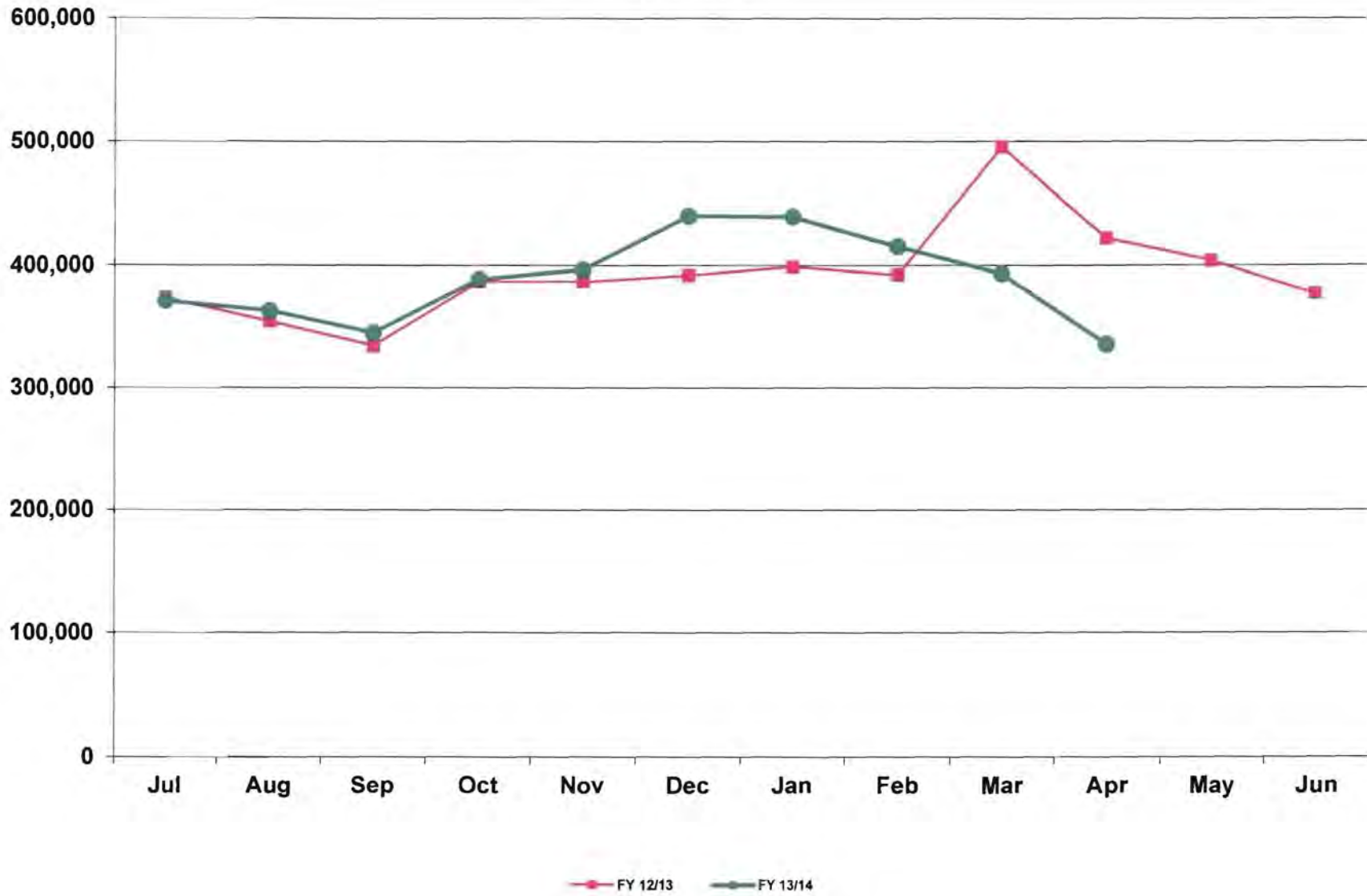
Sky Harbor International Airport
Landing Weights (in Thousands) Fiscal Year 2013/14 - Rates & Charges Airlines

Airline	Jul	Aug	Sep	Oct	Nov	Dec	Jan	Feb	Mar	Apr	May	Jun	Total
Aerovias de Mexico dba Aeromexico	1,319	1,234	1,276	1,319	1,276	1,276	1,319	1,064	1,319	1,276			12,678
Air Canada	4,170	4,170	4,043	5,418	11,204	12,037	10,863	10,951	12,580	10,809			86,245
Alaska Airlines	24,289	25,437	23,689	27,146	28,156	28,309	30,842	29,740	35,197	32,797			285,602
American Airlines	50,283	51,409	56,023	59,609	59,842	68,699	69,893	63,958	70,826	71,951			622,493
British Airways	19,489	19,489	18,860	19,489	18,231	18,860	19,489	16,974	19,489	18,860			189,230
Delta Air Lines	110,642	113,238	96,430	111,952	108,465	107,037	109,440	99,940	152,424	126,131			1,135,699
Frontier Airlines	14,191	15,539	17,436	19,420	17,795	17,963	17,985	17,178	19,147	18,913			175,567
Great Lakes Aviation	3,397	3,397	3,172	3,091	2,785	2,560	2,254	2,141	1,465	902			25,164
Hawaiian Airlines	9,920	9,920	9,600	9,895	9,575	9,745	9,845	8,910	9,670	9,425			96,505
jetBlue Airways	8,804	8,662	7,384	8,804	8,520	8,520	7,384	7,100	8,662	8,378			82,218
MN Airlines dba Sun Country			2,730	4,302	4,583	5,700	4,622	4,408	4,908	4,212			35,465
Southwest Airlines	639,666	620,036	579,508	609,208	563,928	593,958	576,114	530,404	639,984	615,566			5,968,372
Spirit Airlines				965	14,271	17,143	17,204	15,864	17,564	16,982			99,993
United Airlines	68,028	70,040	78,903	87,908	90,386	89,513	86,227	83,295	109,409	85,265			848,974
US Airways	1,042,358	992,210	871,669	966,980	955,284	994,266	972,582	865,165	1,072,581	954,270			9,687,365
Volaris				1,003	1,868	3,706	3,890	3,450	3,905	3,545			21,367
WestJet	4,501	4,535	5,939	9,917	27,083	27,893	28,382	26,110	28,555	24,681			187,596
Passenger	2,001,057	1,939,316	1,776,662	1,946,426	1,923,252	2,007,185	1,968,335	1,786,652	2,207,685	2,003,963			19,560,533
ABX Air	11,729	12,361	10,608	12,534	11,240	11,262	12,328	10,413	11,516	12,426			116,417
Federal Express	50,471	54,756	48,934	59,851	62,416	102,223	65,272	57,789	58,265	60,642			620,619
IFL Group	986	1,044	928	1,160	986	986	1,044	928	928	986			9,976
United Parcel Service	34,317	36,934	32,243	37,141	36,783	80,355	37,026	33,017	33,846	35,089			396,751
Cargo	97,503	105,095	92,713	110,686	111,425	194,826	115,670	102,147	104,555	109,143			1,143,763
Grand Total	2,098,560	2,044,411	1,869,375	2,057,112	2,034,677	2,202,011	2,084,005	1,888,799	2,312,240	2,113,106			20,704,296

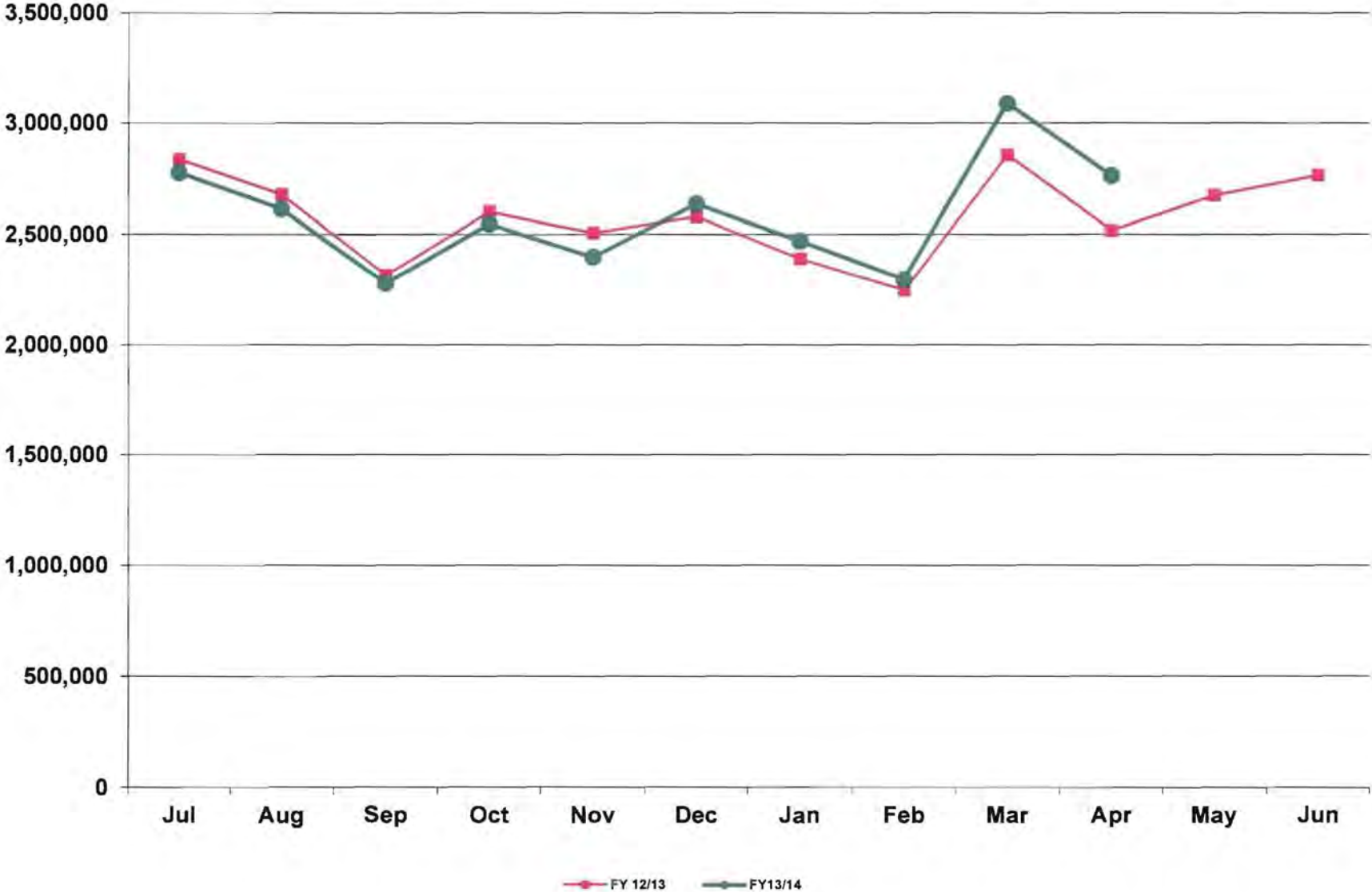
Phoenix Sky Harbor International Airport
Domestic Enplaned/Deplaned Passengers Terminal 2
April 2014



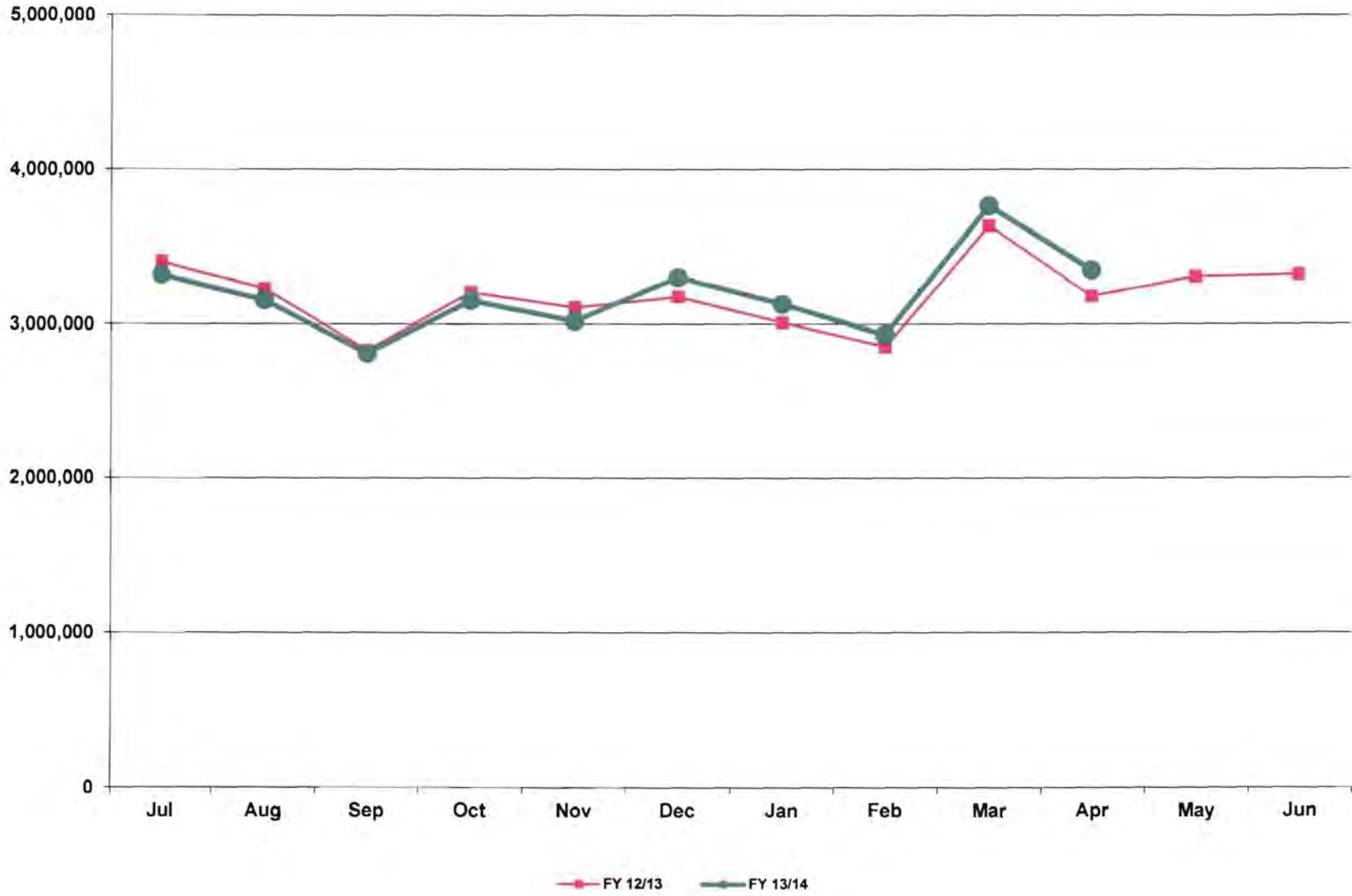
Phoenix Sky Harbor International Airport
Domestic Enplaned/Deplaned Passengers Terminal 3
April 2014



Phoenix Sky Harbor International Airport
Domestic Enplaned/Deplaned Passengers Terminal 4
April 2014



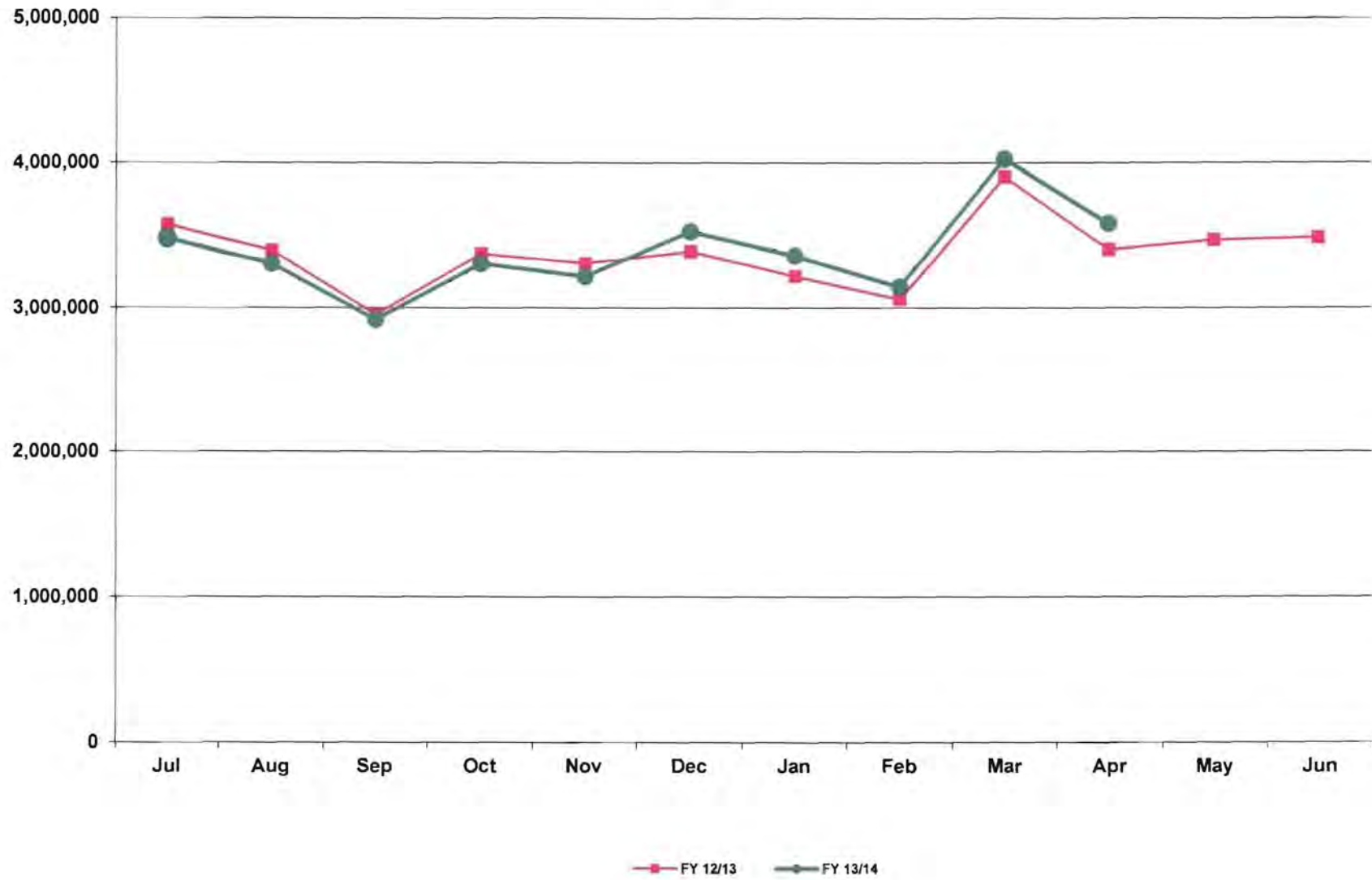
Phoenix Sky Harbor International Airport
Total Domestic Enplaned/Deplaned Passengers
April 2014



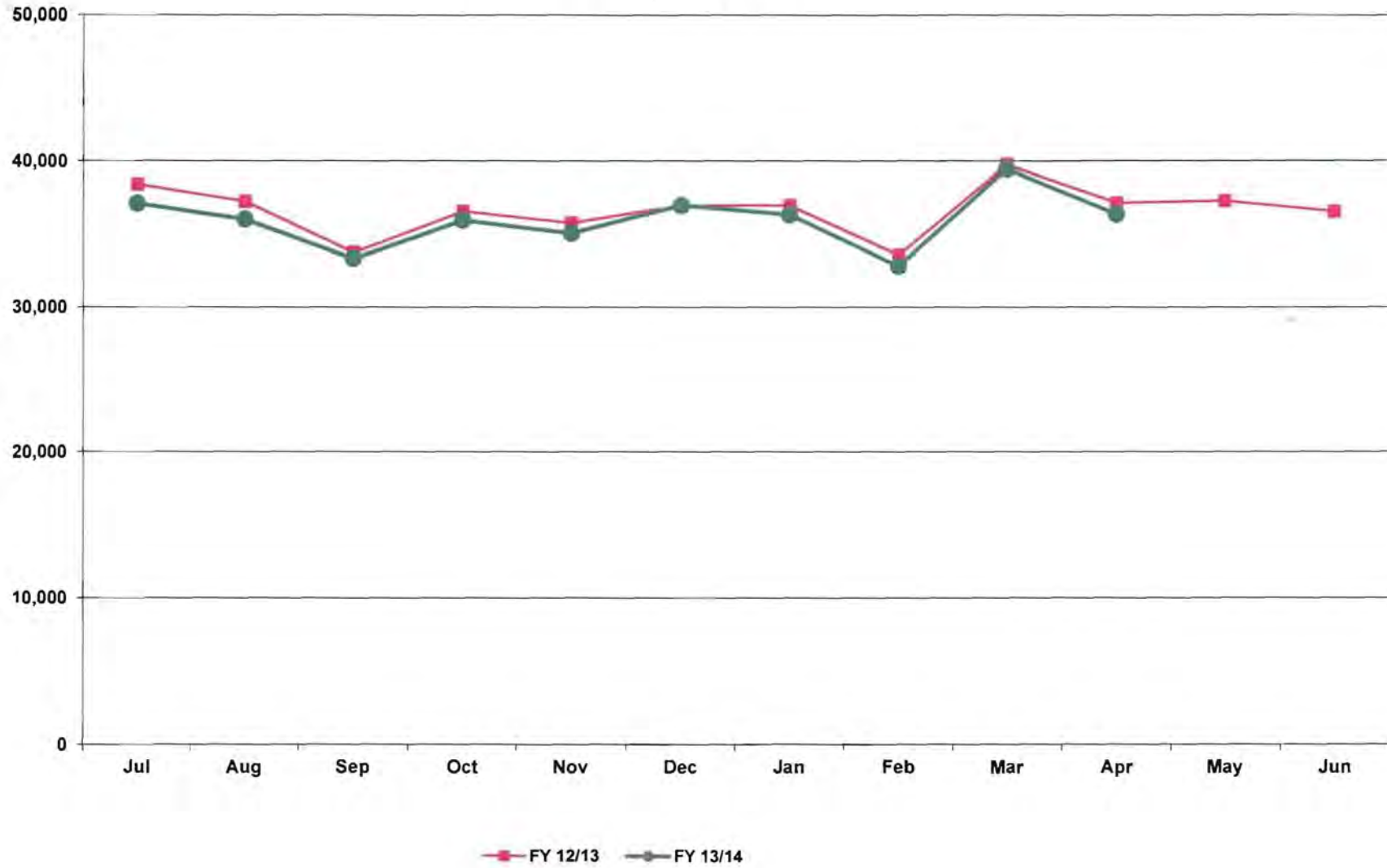
Phoenix Sky Harbor International Airport
Total International Enplaned/Deplaned Passengers
April 2014



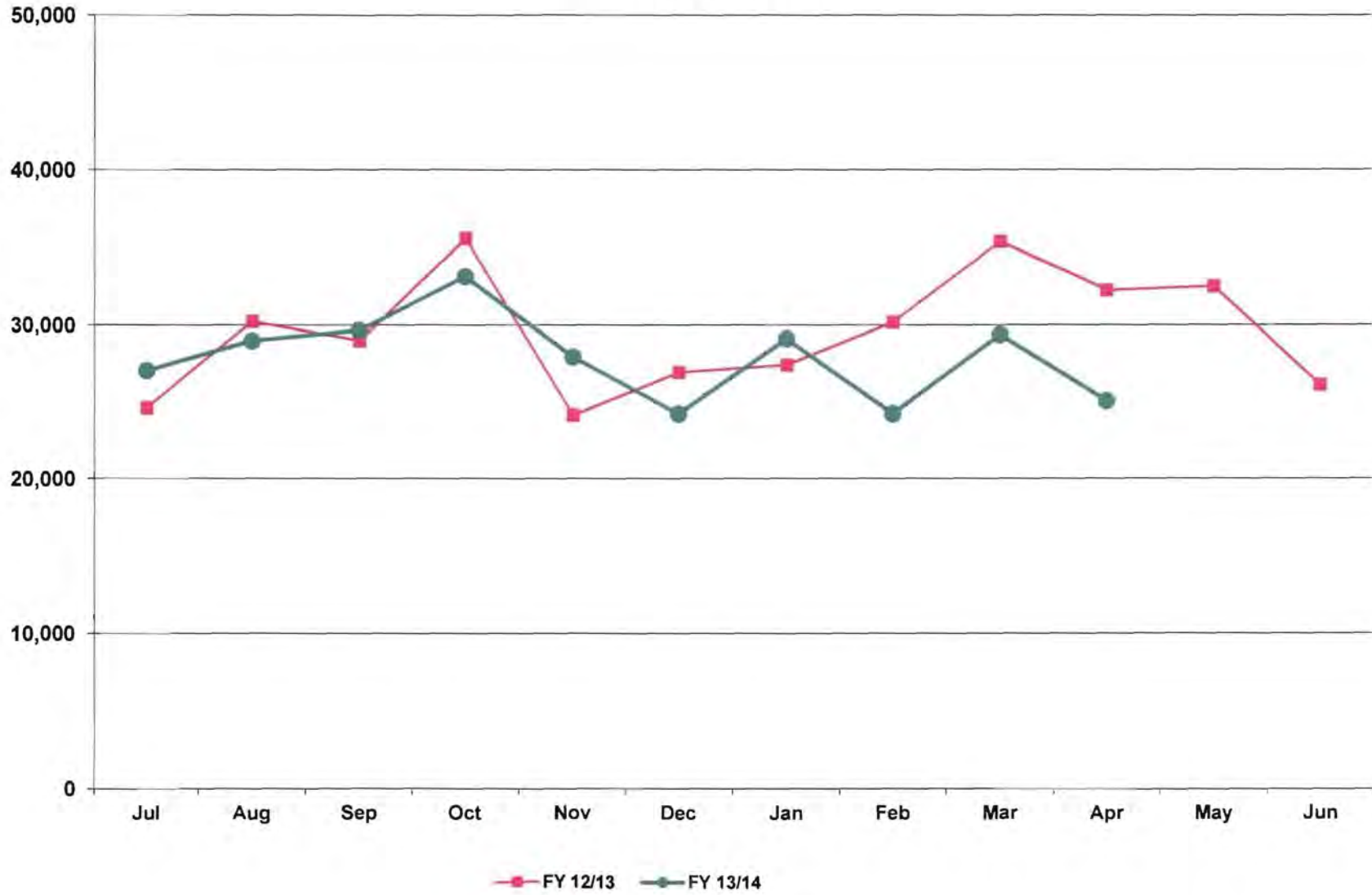
Phoenix Sky Harbor International Airport
Total Enplaned/Deplaned Passengers
April 2014



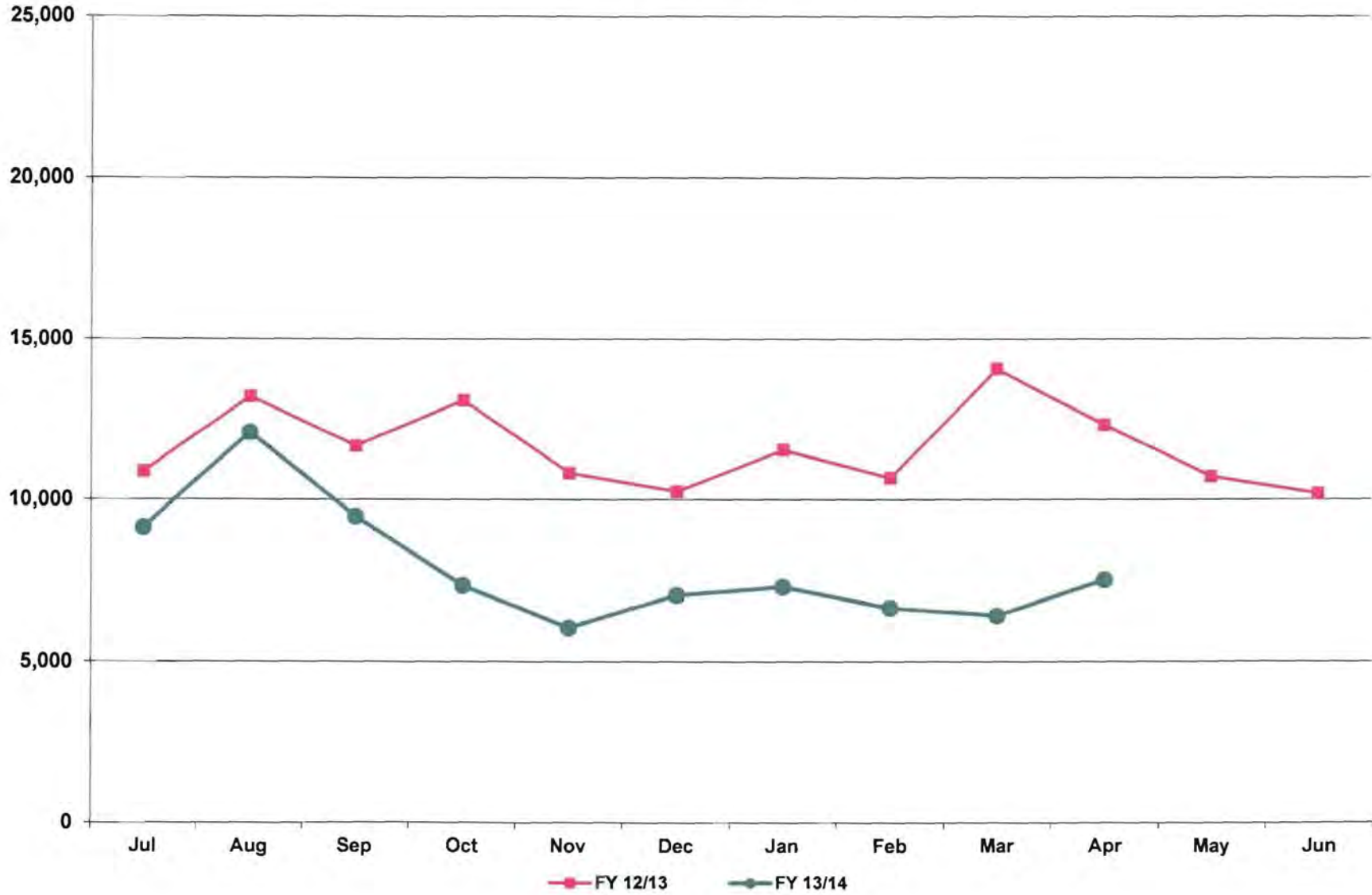
Phoenix Sky Harbor International Airport
Aircraft Operations
April 2014



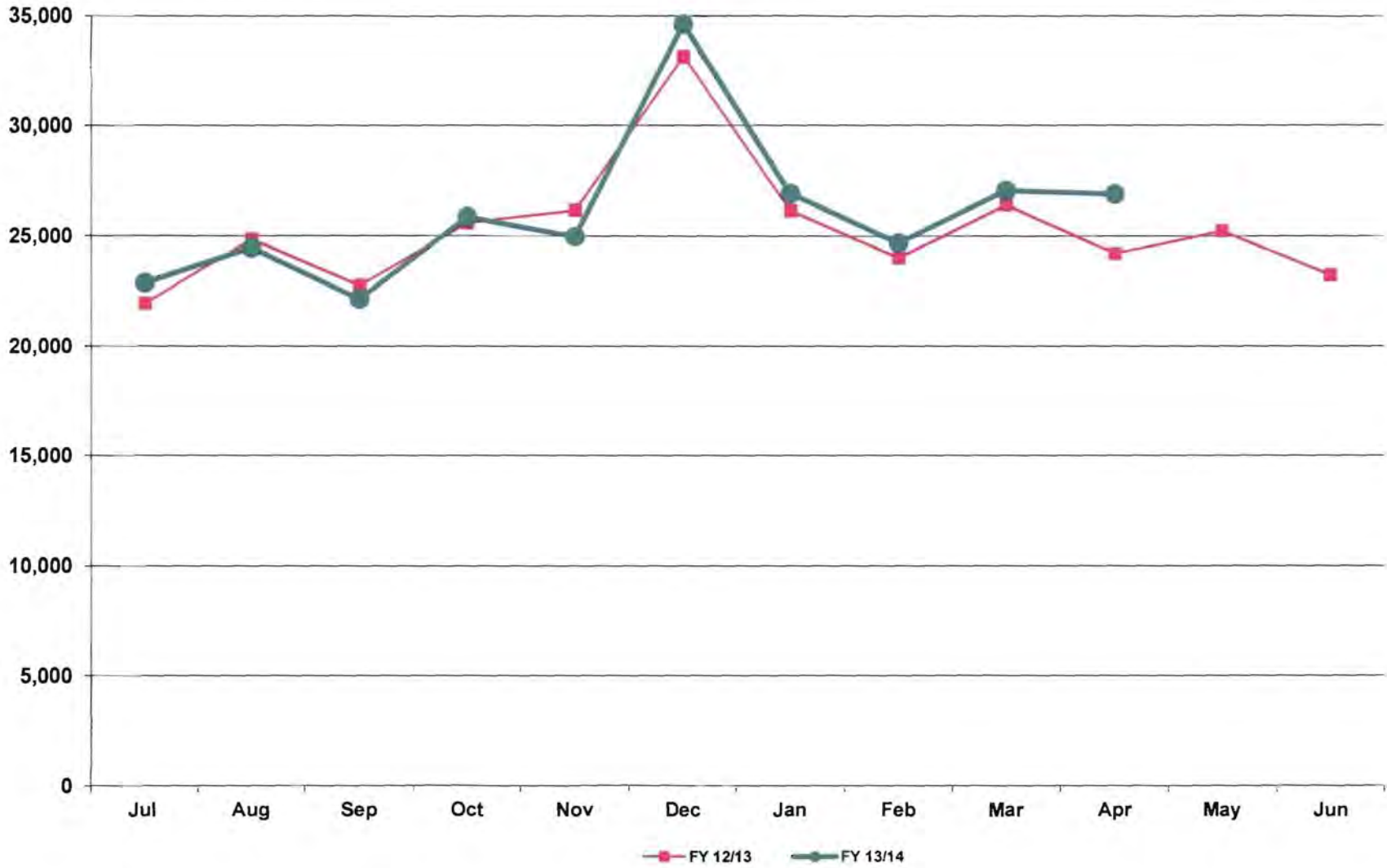
Deer Valley Airport
Aircraft Operations
April 2014



Goodyear Airport
Aircraft Operations
April 2014



Phoenix Sky Harbor International Airport
Total Enplaned/Deplaned Cargo (Tons)
April 2014



**City of Phoenix Aviation Department
Sky Harbor International Airport
Financial Management Division
Monthly Statistical Reports – May 2014
Table of Contents**

Reports:

- 1 Passengers, Cargo, and Aircraft Operations
- 2 Passenger Activity Report
- 3 Passenger and Activity Worksheet May 2014
- 4 Passenger and Activity Worksheet May 2013
- 5 Enplaned Passengers by Carrier for Fiscal Year 2013/14
- 6 Deplaned Passengers by Carrier for Fiscal Year 2013/14
- 7 Total Passengers by Carrier for Fiscal Year 2013/14
- 8 Enplaned Passengers by Carrier for Calendar Year 2014
- 9 Deplaned Passengers by Carrier for Calendar Year 2014
- 10 Total Passengers by Carrier for Calendar Year 2014
- 11 Airline Landing Weights – All Airlines for Fiscal Year 2013/14
- 12 Airline Landing Weights – Rates & Charges Airlines Only for Fiscal Year 2013/14

Graphs:

- 1 Domestic Enplaned / Deplaned Passengers Terminal 2
- 2 Domestic Enplaned / Deplaned Passengers Terminal 3
- 3 Domestic Enplaned / Deplaned Passengers Terminal 4
- 4 Total Domestic Enplaned / Deplaned Passengers
- 5 Total International Enplaned / Deplaned Passengers
- 6 Total Enplaned / Deplaned Passengers
- 7 Total Enplaned / Deplaned Cargo (in Tons)
- 8 Sky Harbor International Airport Aircraft Operations
- 9 Deer Valley Airport Aircraft Operations
- 10 Goodyear Airport Aircraft Operations

PASSENGERS, CARGO, AND AIRCRAFT OPERATIONS AT PHOENIX AIRPORTS: May 2014

May	2014	2013	%Chg	Fiscal YTD 2013/14	Fiscal YTD 2012/2013	%Chg	Calendar YTD 2014	Calendar YTD 2013	%Chg
PASSENGERS									
T2	121,187	120,870	0.3%	1,212,835	1,222,614	-0.8%	607,650	613,230	-0.9%
T3	155,540	205,234	-24.2%	2,097,592	2,148,765	-2.4%	953,084	1,057,645	-9.9%
T4	1,459,311	1,354,426	7.7%	14,365,616	14,048,326	2.3%	6,777,878	6,368,389	6.4%
International	89,887	86,613	3.8%	1,035,045	1,060,980	-2.4%	551,091	551,219	0.0%
Total Enplaned	1,825,925	1,767,143	3.3%	18,711,088	18,480,685	1.2%	8,889,703	8,590,483	3.5%
T2	113,055	112,721	0.3%	1,231,589	1,215,678	1.3%	616,618	596,838	3.3%
T3	149,710	198,419	-24.5%	2,107,453	2,184,189	-3.5%	946,505	1,054,369	-10.2%
T4	1,412,324	1,309,183	7.9%	14,401,021	14,139,592	1.8%	6,723,224	6,304,479	6.6%
International	86,370	83,310	3.7%	1,050,564	1,058,085	-0.7%	550,699	534,185	3.1%
Total Deplaned	1,761,459	1,703,633	3.4%	18,790,627	18,597,544	1.0%	8,837,046	8,489,871	4.1%
Total	3,587,384	3,470,776	3.4%	37,501,715	37,078,229	1.1%	17,726,749	17,080,354	3.8%
CARGO									
Freight enplaned	11,649	11,756	-0.9%	132,734	126,520	4.9%	59,037	56,494	4.5%
Freight deplaned	9,842	10,602	-7.2%	116,225	121,520	-4.4%	51,846	54,328	-4.6%
Total Freight	21,491	22,358	-3.9%	248,959	248,040	0.4%	110,883	110,822	0.1%
Mail enplaned	2,209	1,343	64.5%	20,639	14,899	38.5%	11,376	6,942	63.9%
Mail deplaned	1,701	1,543	10.2%	16,647	17,630	-5.6%	8,885	8,269	7.4%
Total Mail	3,910	2,886	35.5%	37,286	32,529	14.6%	20,261	15,211	33.2%
Total (Tons)	25,401	25,244	0.6%	286,245	280,569	2.0%	131,144	126,033	4.1%
AIRCRAFT OPERATIONS									
Air Carrier/Air Taxi	34,291	35,376	-3.1%	374,835	381,608	-1.8%	170,990	174,172	-1.8%
General Aviation	1,713	1,699	0.8%	19,244	19,722	-2.4%	9,334	9,485	-1.6%
Military	248	216	14.8%	2,218	2,320	-4.4%	1,135	1,124	1.0%
Sky Harbor International	36,252	37,291	-2.8%	396,297	403,650	-1.8%	181,459	184,781	-1.8%
Air Carrier/Air Taxi	513	446	15.0%	4,750	4,053	17.2%	2,511	1,951	28.7%
General Aviation	31,111	32,044	-2.9%	305,822	324,243	-5.7%	136,986	155,778	-12.1%
Military	10	9	11.1%	101	50	102.0%	41	24	70.8%
Deer Valley Airport	31,634	32,499	-2.7%	310,673	328,346	-5.4%	139,538	157,753	-11.5%
Air Carrier/Air Taxi	345	62	456.5%	1,568	759	106.6%	1,141	406	181.0%
General Aviation	6,540	10,450	-37.4%	81,218	123,482	-34.2%	32,426	57,192	-43.3%
Military	476	193	146.6%	3,687	4,932	-25.2%	1,724	1,703	1.2%
Goodyear Airport	7,361	10,705	-31.2%	86,473	129,173	-33.1%	35,291	59,301	-40.5%
Total	75,247	80,495	-6.5%	793,443	861,169	-7.9%	356,288	401,835	-11.3%

Passenger Activity Report * Sky Harbor International Airport *** May 2014**

Airline	Enplaned Passengers			Deplaned Passengers			Total Passengers		
	2014	2013	% Chg	2014	41640	% Chg	2014	2013	% Chg
TERMINAL 2									
Alaska Airlines	29,069	30,068	-3.3%	25,784	27,165	-5.1%	54,853	57,233	-4.2%
Great Lakes Aviation	391	1,082	-63.9%	388	1,163	-66.6%	779	2,245	-65.3%
United Airlines	91,727	89,720	2.2%	86,883	84,393	3.0%	178,610	174,113	2.6%
Total	121,187	120,870	0.3%	113,055	112,721	0.3%	234,242	233,591	0.3%
TERMINAL 3									
American Airlines		60,557	-100.0%		59,154	-100.0%		119,711	-100.0%
Delta Air Lines	108,775	110,325	-1.4%	105,304	105,569	-0.3%	214,079	215,894	-0.8%
Frontier Airlines	20,664	16,037	28.9%	20,073	16,248	23.5%	40,737	32,285	26.2%
Hawaiian Airlines	7,422	7,457	-0.5%	7,062	7,344	-3.8%	14,484	14,801	-2.1%
jetBlue Airways	8,412	8,479	-0.8%	7,655	8,094	-5.4%	16,067	16,573	-3.1%
MN Airlines dba Sun Country	1,898	2,379	-20.2%	1,359	2,010	-32.4%	3,257	4,389	-25.8%
Spirit Airlines	8,369		N/A	8,257		N/A	16,626		N/A
Total	155,540	205,234	-24.2%	149,710	198,419	-24.5%	305,250	403,653	-24.4%
TERMINAL 4									
Aerovias de Mexico dba Aeromexico	1,086	990	9.7%	928	863	7.5%	2,014	1,853	8.7%
Air Canada	4,169	4,389	-5.0%	3,456	3,945	-12.4%	7,625	8,334	-8.5%
American Airlines	68,887		N/A	67,346		N/A	136,233		N/A
British Airways	10,043	10,023	0.2%	9,381	9,450	-0.7%	19,424	19,473	-0.3%
Southwest Airlines	571,412	558,184	2.4%	548,190	536,598	2.2%	1,119,602	1,094,782	2.3%
US Airways	884,685	861,202	2.7%	860,764	835,900	3.0%	1,745,449	1,697,102	2.8%
Volaris	1,597		N/A	1,826		N/A	3,423		N/A
WestJet	7,319	6,251	17.1%	6,803	5,737	18.6%	14,122	11,988	17.8%
Total	1,549,198	1,441,039	7.5%	1,498,694	1,392,493	7.6%	3,047,892	2,833,532	7.6%
GRAND TOTAL	1,825,925	1,767,143	3.3%	1,761,459	1,703,633	3.4%	3,587,384	3,470,776	3.4%

Sky Harbor International Airport - Passenger and Activity Worksheet May 2014

Airline	Enplaned Passengers				Deplaned Passengers			Freight		Mail		Landed Weight	Landings				
	Domestic	Connect	Internat'l	Total	Domestic	Internat'l	Total	Enplaned	Deplaned	Enplaned	Deplaned						
TERMINAL 2																	
Alaska Airlines	29,069			29,069	25,784		25,784	14,537	53,563			26,859,400	187				
Continental Airlines																	
Great Lakes Aviation	391			391	388		388	85	129			1,078,700	67				
United Airlines	91,727			91,727	86,883		86,883	60,116	59,097	373,127	364,327	92,284,020	782				
Subtotal Terminal 2	121,187			121,187	113,055		113,055	74,738	112,789	373,127	364,327	120,222,120	1,036				
TERMINAL 3																	
American Airlines																	
Delta Air Lines	108,775			108,775	105,304		105,304	82,211	69,691	323,810	346,245	114,980,700					
Frontier Airlines	20,664			20,664	20,073		20,073					19,927,140					
Hawaiian Airlines	7,422			7,422	7,062		7,062	65,069	30,241			9,770,000					
jetBlue Airways	8,412			8,412	7,655		7,655					8,804,000					
MN Airlines dba Sun Country	1,898			1,898	1,359		1,359			30,895	26,232	2,488,400					
Spirit Airlines	8,369			8,369	8,257		8,257					8,805,172					
Subtotal Terminal 3	155,540			155,540	149,710		149,710	147,280	99,932	354,705	372,477	164,775,412					
TERMINAL 4																	
Aerovias de Mexico dba Aeromexico			1,086	1,086		928	928					1,276,470	30				
Air Canada			4,169	4,169		3,456	3,456	1,308	1,154			4,323,500	31				
American Airlines	68,887			68,887	67,346		67,346	53,314	71,602			66,093,000	588				
British Airways			10,043	10,043		9,381	9,381	355,819	410,124			19,488,832	31				
Southwest Airlines	414,207	157,205		571,412	548,190		548,190	1,417,466	1,504,294			618,008,000	4,896				
US Airways	454,028	364,984	65,673	884,685	796,788	63,976	860,764	1,535,393	837,334	3,542,046	2,547,073	991,694,300	8,056				
Volaris			1,597	1,597		1,826	1,826					2,297,212	16				
WestJet			7,319	7,319		6,803	6,803					6,688,000	47				
Subtotal Terminal 4	937,122	522,189	89,887	1,549,198	1,412,324	86,370	1,498,694	3,363,300	2,824,508	3,542,046	2,547,073	1,709,869,314	13,695				
Total Passenger Airlines	1,213,849	522,189	89,887	1,825,925	1,675,089	86,370	1,761,459	3,585,318	3,037,229	4,269,878	3,283,877	1,994,866,846	14,731				
AIR CARGO (SOUTH)																	
Federal Express								11,661,973	8,399,340			59,416,400	155				
United Parcel Service								5,789,353	5,744,027	148,586	117,580	34,886,700	115				
Subtotal Air Cargo (South)								17,451,326	14,143,367	148,586	117,580	94,303,100	270				
AIR CARGO (WEST)																	
ABX Air								1,619,240	1,757,947			11,784,000	43				
Aimet Systems								120	311			107,800	7				
Ameriflight								413,082	407,910			4,707,454	345				
Empire Airlines								118,247	94,134			824,500	97				
IFL Group								111,517	242,335			1,044,000	18				
Subtotal Air Cargo (West)								2,262,206	2,502,637			18,467,754	510				
Total Cargo Airlines								19,713,532	16,646,004	148,586	117,580	112,770,854	780				
Grand Total	1,213,849	522,189	89,887	1,825,925	1,675,089	86,370	1,761,459	23,298,850	19,683,233	4,418,464	3,401,457	2,107,637,700	15,511				
Total All Passengers:	3,587,384							Total Air Cargo in Tons:	11,649	+	9,842	+	2,209	+	1,701	=	25,401

Sky Harbor International Airport - Passenger and Activity Worksheet May 2013

Airline	Enplaned Passengers				Deplaned Passengers			Freight		Mail		Landed Weight	Landings
	Domestic	Connect	Internat'l	Total	Domestic	Internat'l	Total	Enplaned	Deplaned	Enplaned	Deplaned		
TERMINAL 2													
Alaska Airlines	30,068			30,068	27,165		27,165	12,760	51,263			27,917,500	216
Continental Airlines													
Great Lakes Aviation	1,082			1,082	1,163		1,163	64	297			3,558,100	221
United Airlines	89,720			89,720	84,393		84,393	60,598	57,088	197,032	172,480	93,817,700	751
Subtotal Terminal 2	120,870			120,870	112,721		112,721	73,422	108,648	197,032	172,480	125,293,300	1,188
TERMINAL 3													
American Airlines	60,557			60,557	59,154		59,154	1,893	36,906		10	58,913,000	545
Delta Air Lines	110,325			110,325	105,569		105,569	17,664	82,892	310,031	371,071	114,524,200	796
Frontier Airlines	16,037			16,037	16,248		16,248	4,066	33,013			16,477,133	131
Hawaiian Airlines	7,457			7,457	7,344		7,344	90,456	54,544			9,795,000	31
jetBlue Airways	8,479			8,479	8,094		8,094					8,804,000	62
Subtotal Terminal 3	205,234			205,234	198,419		198,419	114,079	207,355	310,031	412,740	211,614,133	1,589
TERMINAL 4													
Aerovias de Mexico dba Aeromexico			990	990		863	863					1,319,019	31
Air Canada			4,389	4,389		3,945	3,945	809	357	1,477	345	4,437,500	31
AirTran Airways													
British Airways			10,023	10,023		9,450	9,450	414,478	260,790			19,488,832	31
Southwest Airlines	406,560	151,624		558,184	536,598		536,598	1,229,333	1,472,107			631,092,000	5,052
US Airways	436,308	359,934	64,960	861,202	772,585	63,315	835,900	1,908,743	1,736,728	2,114,060	2,258,682	997,534,400	8,244
WestJet			6,251	6,251		5,737	5,737					5,698,100	40
Subtotal Terminal 4	842,868	511,558	86,613	1,441,039	1,309,183	83,310	1,392,493	3,553,363	3,469,982	2,115,537	2,259,027	1,659,569,851	13,429
Total Passenger Airlines	1,168,972	511,558	86,613	1,767,143	1,620,323	83,310	1,703,633	3,740,864	3,785,985	2,622,600	2,844,247	1,996,477,284	16,206
AIR CARGO (SOUTH)													
Federal Express								11,510,570	9,104,723			53,959,400	133
United Parcel Service								5,879,554	5,768,624	62,770	241,219	37,253,680	123
Subtotal Air Cargo (South)								17,390,124	14,873,347	62,770	241,219	91,213,080	256
AIR CARGO (WEST)													
ABX Air								1,698,314	1,676,700			12,016,000	44
Airnet Systems								12,615	16,134			420,400	38
Ameriflight								444,466	478,721			4,839,954	356
Empire Airlines								123,317	94,330			799,000	94
IFL Group								101,425	278,909			1,102,000	19
Subtotal Air Cargo (West)								2,380,137	2,544,794			19,177,354	551
Total Cargo Airlines								19,770,261	17,418,141	62,770	241,219	110,390,434	807
Grand Total	1,168,972	511,558	86,613	1,767,143	1,620,323	83,310	1,703,633	23,511,125	21,204,126	2,685,370	3,085,466	2,106,867,718	17,013

Total All Passengers: 3,470,776

Total Air Cargo in Tons: 11,756 + 10,602 + 1,343 + 1,543 = 25,243

Sky Harbor International Airport - Enplaned Passengers by Carrier
Fiscal Year 2013/14

Airline	Jul	Aug	Sep	Oct	Nov	Dec	Jan	Feb	Mar	Apr	May	Jun	Total
TERMINAL 2													
Alaska Airlines	23,135	23,318	20,263	25,823	27,623	30,282	29,364	30,724	37,621	35,371	29,069		312,593
Great Lakes Aviation	1,296	1,296	1,106	940	826	753	520	509	551	349	391		8,537
United Airlines	61,962	63,909	70,991	81,137	85,076	85,449	81,340	79,430	106,758	83,926	91,727		891,705
Total	86,393	88,523	92,360	107,900	113,525	116,484	111,224	110,663	144,930	119,646	121,187		1,212,835
TERMINAL 3													
American Airlines	48,924	47,219	50,900	58,494	57,701	67,965	69,700	65,025					465,928
Delta Air Lines	106,435	102,435	87,791	101,315	93,923	99,071	102,742	97,455	139,288	119,382	108,775		1,158,612
Frontier Airlines	13,306	14,170	16,235	18,589	16,614	17,212	16,835	16,898	19,382	18,882	20,664		188,787
Hawaiian Airlines	7,241	6,817	6,733	7,486	6,390	7,501	7,367	6,379	6,792	6,419	7,422		76,547
jetBlue Airways	8,246	7,865	6,067	7,410	6,623	7,097	5,993	6,084	8,071	7,719	8,412		79,587
MN Airlines dba Sun Country			1,570	2,842	3,623	4,931	3,609	3,849	4,611	3,871	1,898		30,804
Spirit Airlines				803	11,360	15,604	13,398	14,087	17,651	16,055	8,369		97,327
Total	184,152	178,506	169,296	196,939	196,234	219,381	219,644	209,777	195,795	172,328	155,540		2,097,592
TERMINAL 4													
Aerovias de Mexico dba Aeromexico	1,055	871	806	940	1,120	1,383	1,355	906	1,234	1,075	1,086		11,831
Air Canada	3,202	3,415	3,257	4,877	8,533	9,029	8,866	9,725	12,133	10,640	4,169		77,846
American Airlines									74,445	74,999	68,887		218,331
British Airways	7,880	8,685	9,336	8,802	7,194	7,574	7,003	5,516	8,479	8,906	10,043		89,418
Southwest Airlines	540,624	505,483	459,911	519,204	486,488	536,559	481,394	469,902	609,057	562,739	571,412		5,742,773
US Airways	895,105	857,831	708,436	796,828	764,064	845,188	813,891	731,080	935,868	838,442	884,685		9,071,418
Volaris				604	1,287	2,630	2,520	1,862	2,473	2,328	1,597		15,301
WestJet	3,921	4,308	4,651	8,014	21,292	21,305	22,629	25,263	29,876	25,165	7,319		173,743
Total	1,451,787	1,380,593	1,186,397	1,339,269	1,289,978	1,423,668	1,337,658	1,244,254	1,673,565	1,524,294	1,549,198		15,400,661
GRAND TOTAL	1,722,332	1,647,622	1,448,053	1,644,108	1,599,737	1,759,533	1,668,526	1,564,694	2,014,290	1,816,268	1,825,925		18,711,088

Sky Harbor International Airport - Deplaned Passengers by Carrier
Fiscal Year 2013/14

Airline	Jul	Aug	Sep	Oct	Nov	Dec	Jan	Feb	Mar	Apr	May	Jun	Total
TERMINAL 2													
Alaska Airlines	22,606	24,814	22,581	27,906	28,204	29,381	30,952	31,428	38,497	33,197	25,784		315,350
Great Lakes Aviation	1,368	1,368	1,252	918	817	718	614	510	491	347	388		8,791
United Airlines	64,294	65,758	72,341	83,351	84,279	83,015	80,157	79,004	103,273	105,274	86,883		907,629
Total	88,268	91,940	96,174	112,175	113,300	113,114	111,723	110,942	142,261	138,818	113,055		1,231,770
TERMINAL 3													
American Airlines	51,946	49,723	54,042	61,608	59,241	69,402	71,060	65,892					482,914
Delta Air Lines	104,870	104,267	91,060	104,309	95,935	98,701	97,243	100,000	139,913	114,416	105,304		1,156,018
Frontier Airlines	14,390	15,178	15,543	6,888	16,962	17,377	17,440	17,284	19,390	18,486	20,073		179,011
Hawaiian Airlines	7,411	7,602	7,144	7,493	6,689	7,281	7,512	6,411	7,240	6,585	7,062		78,430
jetBlue Airways	8,398	7,848	6,384	7,857	6,904	7,628	6,721	6,720	7,970	7,682	7,655		81,767
MN Airlines dba Sun Country			1,663	3,104	3,364	4,956	4,698	4,344	4,654	2,832	1,359		30,974
Spirit Airlines				808	11,533	15,439	15,213	15,066	18,442	13,581	8,257		98,339
Total	187,015	184,618	175,836	192,067	200,628	220,784	219,887	215,717	197,609	163,582	149,710		2,107,453
TERMINAL 4													
Aerovías de Mexico dba Aeromexico	1,200	752	380	803	908	1,187	1,357	842	1,147	1,116	928		10,620
Air Canada	3,203	3,396	3,258	5,207	9,380	9,855	9,631	10,457	11,968	9,422	3,456		79,233
American Airlines									74,086	71,780	67,346		213,212
British Airways	10,312	9,272	9,559	9,937	7,762	8,288	8,319	6,897	9,645	8,808	9,381		98,180
Southwest Airlines	548,813	500,334	466,475	528,133	489,063	531,702	489,476	473,468	605,474	535,927	548,190		5,717,055
US Airways	916,874	867,099	715,371	808,792	776,443	861,343	828,022	746,818	942,143	817,764	860,764		9,141,433
Volaris				735	1,355	2,701	2,868	2,064	2,248	2,068	1,826		15,865
WestJet	4,286	4,592	4,946	9,298	22,485	22,163	24,003	27,175	28,990	21,065	6,803		175,806
Total	1,484,688	1,385,445	1,199,989	1,362,905	1,307,396	1,437,239	1,363,676	1,267,721	1,675,701	1,467,950	1,498,694		15,451,404
GRAND TOTAL	1,759,971	1,662,003	1,471,999	1,667,147	1,621,324	1,771,137	1,695,286	1,594,380	2,015,571	1,770,350	1,761,459		18,790,627

Sky Harbor International Airport - Total Passengers by Carrier
Fiscal Year 2013/14

Airline	Jul	Aug	Sep	Oct	Nov	Dec	Jan	Feb	Mar	Apr	May	Jun	Total
TERMINAL 2													
Alaska Airlines	45,741	48,132	42,844	53,729	55,827	59,663	60,316	62,152	76,118	68,568	54,853		627,943
Great Lakes Aviation	2,664	2,664	2,358	1,858	1,643	1,471	1,134	1,019	1,042	696	779		17,328
United Airlines	126,256	129,667	143,332	164,488	169,355	168,464	161,497	158,434	210,031	189,200	178,610		1,799,334
Total	174,661	180,463	188,534	220,075	226,825	229,598	222,947	221,605	287,191	258,464	234,242		2,444,605
TERMINAL 3													
American Airlines	100,870	96,942	104,942	120,102	116,942	137,367	140,760	130,917					948,842
Delta Air Lines	211,305	206,702	178,851	205,624	189,858	197,772	199,985	197,455	279,201	233,798	214,079		2,314,630
Frontier Airlines	27,696	29,348	31,778	25,477	33,576	34,589	34,275	34,182	38,772	37,368	40,737		367,798
Hawaiian Airlines	14,652	14,419	13,877	14,979	13,079	14,782	14,879	12,790	14,032	13,004	14,484		154,977
jetBlue Airways	16,644	15,713	12,451	15,267	13,527	14,725	12,714	12,804	16,041	15,401	16,067		161,354
MN Airlines dba Sun Country			3,233	5,946	6,987	9,887	8,307	8,193	9,265	6,703	3,257		61,778
Spirit Airlines				1,611	22,893	31,043	28,611	29,153	36,093	29,636	16,626		195,666
Total	371,167	363,124	345,132	389,006	396,862	440,165	439,531	425,494	393,404	335,910	305,250		4,205,045
TERMINAL 4													
Aerovias de Mexico dba Aeromexico	2,255	1,623	1,186	1,743	2,028	2,570	2,712	1,748	2,381	2,191	2,014		22,451
Air Canada	6,405	6,811	6,515	10,084	17,913	18,884	18,497	20,182	24,101	20,062	7,625		157,079
American Airlines									148,531	146,779	136,233		431,543
British Airways	18,192	17,957	18,895	18,739	14,956	15,862	15,322	12,413	18,124	17,714	19,424		187,598
Southwest Airlines	1,089,437	1,005,817	926,386	1,047,337	975,551	1,068,261	970,870	943,370	1,214,531	1,098,666	1,119,602		11,459,828
US Airways	1,811,979	1,724,930	1,423,807	1,605,620	1,540,507	1,706,531	1,641,913	1,477,898	1,878,011	1,656,206	1,745,449		18,212,851
Volaris				1,339	2,642	5,331	5,388	3,926	4,721	4,396	3,423		31,166
WestJet	8,207	8,900	9,597	17,312	43,777	43,468	46,632	52,438	58,866	46,230	14,122		349,549
Total	2,936,475	2,766,038	2,386,386	2,702,174	2,597,374	2,860,907	2,701,334	2,511,975	3,349,266	2,992,244	3,047,892		30,852,065
GRAND TOTAL	3,482,303	3,309,625	2,920,052	3,311,255	3,221,061	3,530,670	3,363,812	3,159,074	4,029,861	3,586,618	3,587,384		37,501,715

Sky Harbor International Airport - Enplaned Passengers by Carrier
Calendar Year 2014

Airline	Jan	Feb	Mar	Apr	May	Jun	Jul	Aug	Sep	Oct	Nov	Dec	Total
TERMINAL 2													
Alaska Airlines	29,364	30,724	37,621	35,371	29,069								162,149
Great Lakes Aviation	520	509	551	349	391								2,320
United Airlines	81,340	79,430	106,758	83,926	91,727								443,181
Total	111,224	110,663	144,930	119,646	121,187								607,650
TERMINAL 3													
American Airlines	69,700	65,025											134,725
Delta Air Lines	102,742	97,455	139,288	119,382	108,775								567,642
Frontier Airlines	16,835	16,898	19,382	18,882	20,664								92,661
Hawaiian Airlines	7,367	6,379	6,792	6,419	7,422								34,379
jetBlue Airways	5,993	6,084	8,071	7,719	8,412								36,279
MN Airlines dba Sun Country	3,609	3,849	4,611	3,871	1,898								17,838
Spirit Airlines	13,398	14,087	17,651	16,055	8,369								69,560
Total	219,644	209,777	195,795	172,328	155,540								953,084
TERMINAL 4													
Aerovias de Mexico dba Aeromexico	1,355	906	1,234	1,075	1,086								5,656
Air Canada	8,866	9,725	12,133	10,640	4,169								45,533
American Airlines			74,445	74,999	68,887								218,331
British Airways	7,003	5,516	8,479	8,906	10,043								39,947
Southwest Airlines	481,394	469,902	609,057	562,739	571,412								2,694,504
US Airways	813,891	731,080	935,868	838,442	884,685								4,203,966
Volaris	2,520	1,862	2,473	2,328	1,597								10,780
WestJet	22,629	25,263	29,876	25,165	7,319								110,252
Total	1,337,658	1,244,254	1,673,565	1,524,294	1,549,198								7,328,969
GRAND TOTAL	1,668,526	1,564,694	2,014,290	1,816,268	1,825,925								8,889,703

Sky Harbor International Airport - Deplaned Passengers by Carrier
Calendar Year 2014

Airline	Jan	Feb	Mar	Apr	May	Jun	Jul	Aug	Sep	Oct	Nov	Dec	Total
TERMINAL 2													
Alaska Airlines	30,952	31,428	38,497	33,197	25,784								159,858
Great Lakes Aviation	614	510	491	347	388								2,350
United Airlines	80,157	79,004	103,273	105,274	86,883								454,591
Total	111,723	110,942	142,261	138,818	113,055								616,799
TERMINAL 3													
American Airlines	71,060	65,892											136,952
Delta Air Lines	97,243	100,000	139,913	114,416	105,304								556,876
Frontier Airlines	17,440	17,284	19,390	18,486	20,073								92,673
Hawaiian Airlines	7,512	6,411	7,240	6,585	7,062								34,810
jetBlue Airways	6,721	6,720	7,970	7,682	7,655								36,748
MN Airlines dba Sun Country	4,698	4,344	4,654	2,832	1,359								17,887
Spirit Airlines	15,213	15,066	18,442	13,581	8,257								70,559
Total	219,887	215,717	197,609	163,582	149,710								946,505
TERMINAL 4													
Aerovias de Mexico dba Aeromexico	1,357	842	1,147	1,116	928								5,390
Air Canada	9,631	10,457	11,968	9,422	3,456								44,934
American Airlines			74,086	71,780	67,346								213,212
British Airways	8,319	6,897	9,645	8,808	9,381								43,050
Southwest Airlines	489,476	473,468	605,474	535,927	548,190								2,652,535
US Airways	828,022	746,818	942,143	817,764	860,764								4,195,511
Volaris	2,868	2,064	2,248	2,068	1,826								11,074
WestJet	24,003	27,175	28,990	21,065	6,803								108,036
Total	1,363,676	1,267,721	1,675,701	1,467,950	1,498,694								7,273,742
GRAND TOTAL	1,695,286	1,594,380	2,015,571	1,770,350	1,761,459								8,837,046

Sky Harbor International Airport - Total Passengers by Carrier
Calendar Year 2014

Airline	Jan	Feb	Mar	Apr	May	Jun	Jul	Aug	Sep	Oct	Nov	Dec	Total
TERMINAL 2													
Alaska Airlines	60,316	62,152	76,118	68,568	54,853								322,007
Great Lakes Aviation	1,134	1,019	1,042	696	779								4,670
United Airlines	161,497	158,434	210,031	189,200	178,610								897,772
Total	222,947	221,605	287,191	258,464	234,242								1,224,449
TERMINAL 3													
American Airlines	140,760	130,917											271,677
Delta Air Lines	199,985	197,455	279,201	233,798	214,079								1,124,518
Frontier Airlines	34,275	34,182	38,772	37,368	40,737								185,334
Hawaiian Airlines	14,879	12,790	14,032	13,004	14,484								69,189
jetBlue Airways	12,714	12,804	16,041	15,401	16,067								73,027
MN Airlines dba Sun Country	8,307	8,193	9,265	6,703	3,257								35,725
Spirit Airlines	28,611	29,153	36,093	29,636	16,626								140,119
Total	439,531	425,494	393,404	335,910	305,250								1,899,589
TERMINAL 4													
Aerovias de Mexico dba Aeromexico	2,712	1,748	2,381	2,191	2,014								11,046
Air Canada	18,497	20,182	24,101	20,062	7,625								90,467
American Airlines			148,531	146,779	136,233								431,543
British Airways	15,322	12,413	18,124	17,714	19,424								82,997
Southwest Airlines	970,870	943,370	1,214,531	1,098,666	1,119,602								5,347,039
US Airways	1,641,913	1,477,898	1,878,011	1,656,206	1,745,449								8,399,477
Volaris	5,388	3,926	4,721	4,396	3,423								21,854
WestJet	46,632	52,438	58,866	46,230	14,122								218,288
Total	2,701,334	2,511,975	3,349,266	2,992,244	3,047,892								14,602,711
GRAND TOTAL	3,363,812	3,159,074	4,029,861	3,586,618	3,587,384								17,726,749

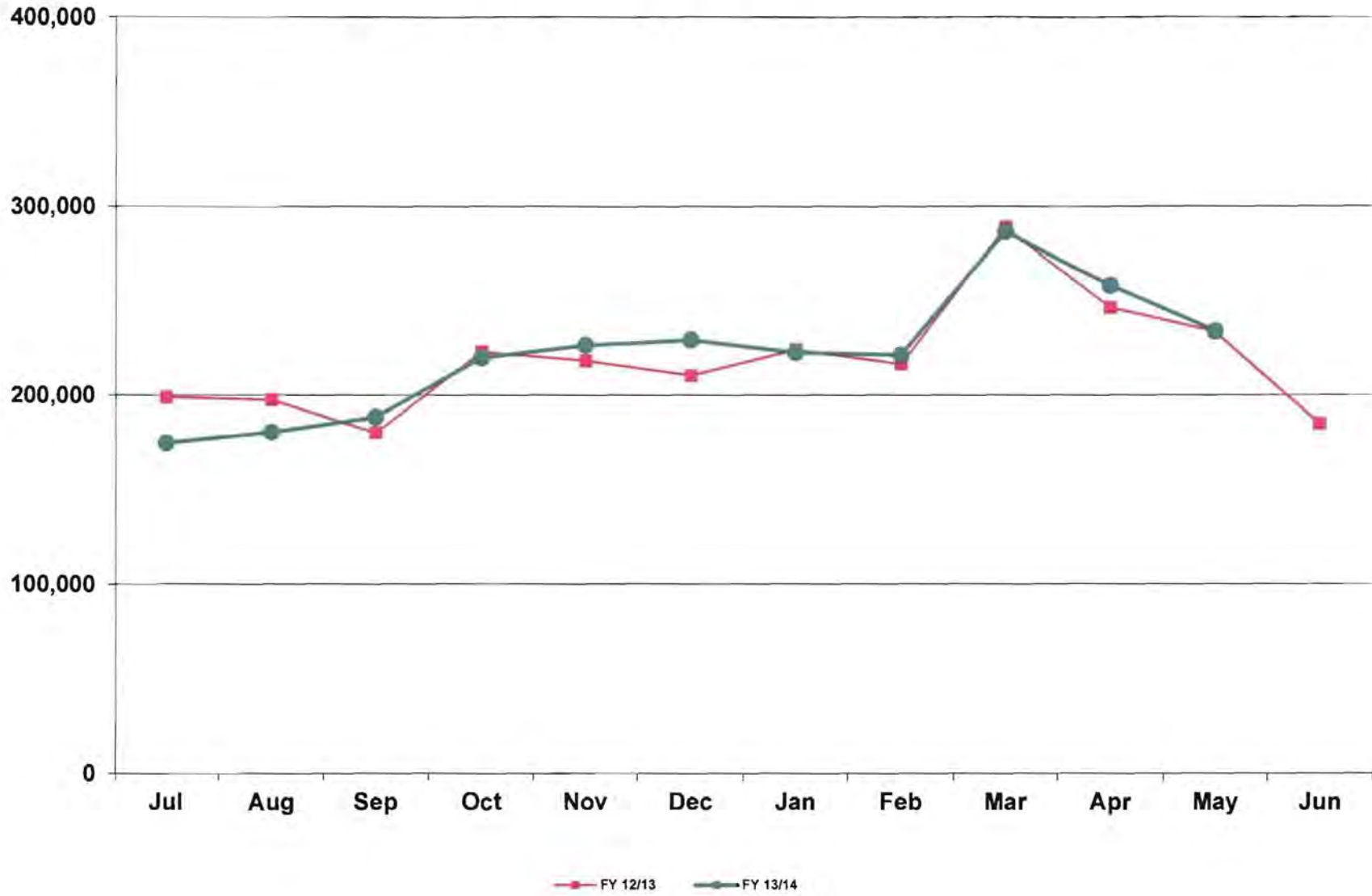
Sky Harbor International Airport
Landing Weights (in Thousands) Fiscal Year 2013/14 - All Airlines

Airline	Jul	Aug	Sep	Oct	Nov	Dec	Jan	Feb	Mar	Apr	May	Jun	Total
Aerovias de Mexico dba Aeromexico	1,319	1,234	1,276	1,319	1,276	1,276	1,319	1,064	1,319	1,276	1,276		13,954
Air Canada	4,170	4,170	4,043	5,418	11,204	12,037	10,863	10,951	12,580	10,809	4,324		90,569
Alaska Airlines	24,289	25,437	23,689	27,146	28,156	28,309	30,842	29,740	35,197	32,797	26,859		312,461
American Airlines	50,283	51,409	56,023	59,609	59,842	68,699	69,893	63,958	70,826	71,951	66,093		688,586
British Airways	19,489	19,489	18,860	19,489	18,231	18,860	19,489	16,974	19,489	18,860	19,489		208,719
Delta Air Lines	110,642	113,238	96,430	111,952	108,465	107,037	109,440	99,940	152,424	126,131	114,981		1,250,680
Frontier Airlines	14,191	15,539	17,436	19,420	17,795	17,963	17,985	17,178	19,147	18,913	19,927		195,494
Great Lakes Aviation	3,397	3,397	3,172	3,091	2,785	2,560	2,254	2,141	1,465	902	1,079		26,243
Hawaiian Airlines	9,920	9,920	9,600	9,895	9,575	9,745	9,845	8,910	9,670	9,425	9,770		106,275
jetBlue Airways	8,804	8,662	7,384	8,804	8,520	8,520	7,384	7,100	8,662	8,378	8,804		91,022
MN Airlines dba Sun Country			2,730	4,302	4,583	5,700	4,622	4,408	4,908	4,212	2,488		37,953
Southwest Airlines	639,666	620,036	579,508	609,208	563,928	593,958	576,114	530,404	639,984	615,566	618,008		6,586,380
Spirit Airlines				965	14,271	17,143	17,204	15,864	17,564	16,982	8,805		108,798
United Airlines	68,028	70,040	78,903	87,908	90,386	89,513	86,227	83,295	109,409	85,265	92,284		941,258
US Airways	1,042,358	992,210	871,669	966,980	955,284	994,266	972,582	865,165	1,072,581	954,270	991,694		10,679,059
Volaris				1,003	1,868	3,706	3,890	3,450	3,905	3,545	2,297		23,664
WestJet	4,501	4,535	5,939	9,917	27,083	27,893	28,382	26,110	28,555	24,681	6,688		194,284
Passenger	2,001,057	1,939,316	1,776,662	1,946,426	1,923,252	2,007,185	1,968,335	1,786,652	2,207,685	2,003,963	1,994,866		21,555,399
ABX Air	11,729	12,361	10,608	12,534	11,240	11,262	12,328	10,413	11,516	12,426	11,784		128,201
Airnet Systems	432	479	326	378	382	366	335	331	328	157	108		3,622
Ameriflight	4,508	4,679	3,722	4,690	4,093	3,812	4,352	3,887	4,363	4,728	4,707		47,541
Empire Airlines	765	842	697	833	935	961	910	961	808	867	825		9,404
Federal Express	50,471	54,756	48,934	59,851	62,416	102,223	65,272	57,789	58,265	60,642	59,416		680,035
IFL Group	986	1,044	928	1,160	986	986	1,044	928	928	986	1,044		11,020
United Parcel Service	34,317	36,934	32,243	37,141	36,783	80,355	37,026	33,017	33,846	35,089	34,887		431,638
Cargo	103,208	111,095	97,458	116,587	116,835	199,965	121,267	107,326	110,054	114,895	112,771		1,311,461
Grand Total	2,104,265	2,050,411	1,874,120	2,063,013	2,040,087	2,207,150	2,089,602	1,893,978	2,317,739	2,118,858	2,107,637		22,866,860

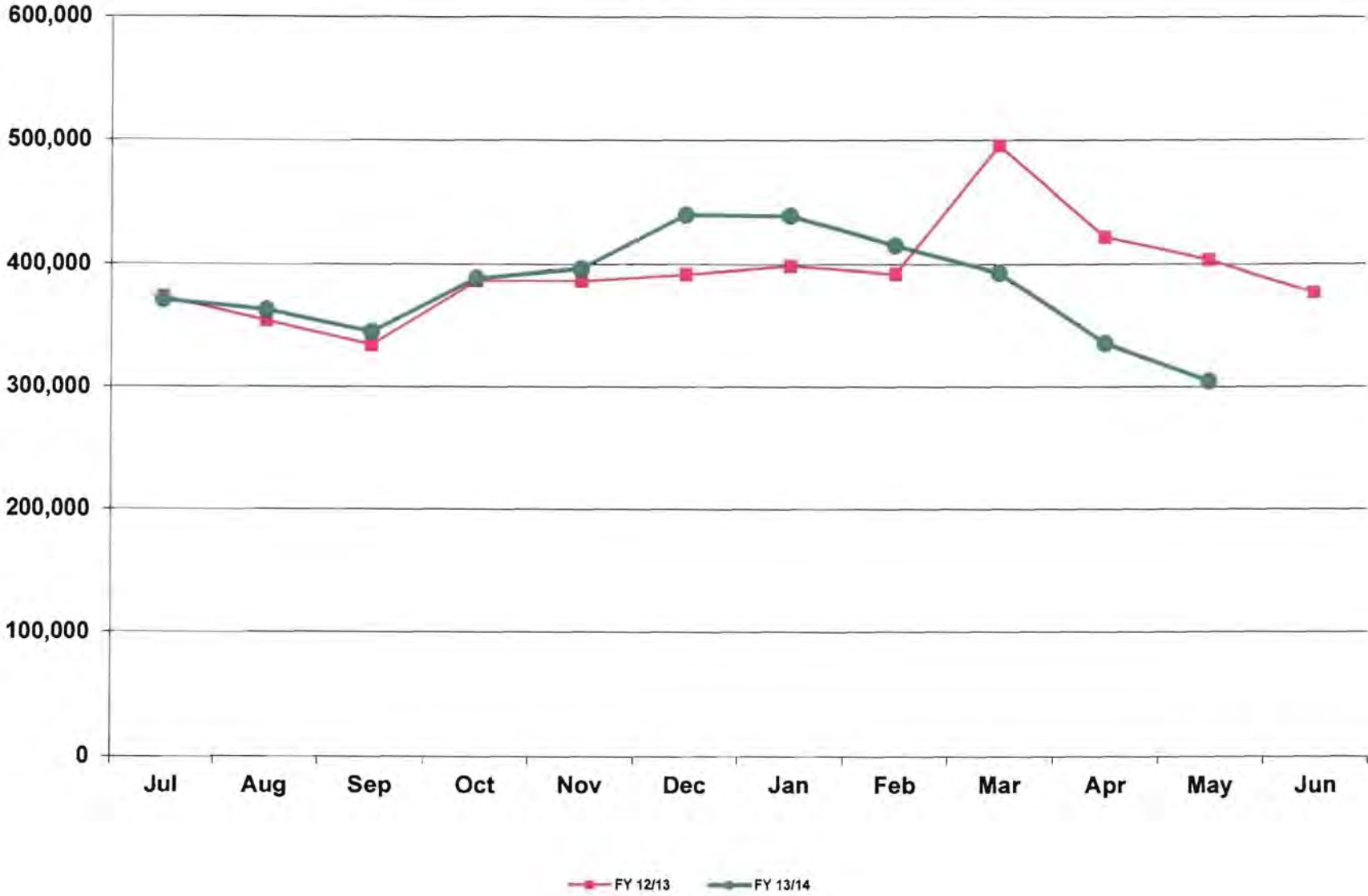
Sky Harbor International Airport
Landing Weights (in Thousands) Fiscal Year 2013/14 - Rates & Charges Airlines

Airline	Jul	Aug	Sep	Oct	Nov	Dec	Jan	Feb	Mar	Apr	May	Jun	Total
Aerovias de Mexico dba Aeromexico	1,319	1,234	1,276	1,319	1,276	1,276	1,319	1,064	1,319	1,276	1,276		13,954
Air Canada	4,170	4,170	4,043	5,418	11,204	12,037	10,863	10,951	12,580	10,809	4,324		90,569
Alaska Airlines	24,289	25,437	23,689	27,146	28,156	28,309	30,842	29,740	35,197	32,797	26,859		312,461
American Airlines	50,283	51,409	56,023	59,609	59,842	68,699	69,893	63,958	70,826	71,951	66,093		688,586
British Airways	19,489	19,489	18,860	19,489	18,231	18,860	19,489	16,974	19,489	18,860	19,489		208,719
Delta Air Lines	110,642	113,238	96,430	111,952	108,465	107,037	109,440	99,940	152,424	126,131	114,981		1,250,680
Frontier Airlines	14,191	15,539	17,436	19,420	17,795	17,963	17,985	17,178	19,147	18,913	19,927		195,494
Great Lakes Aviation	3,397	3,397	3,172	3,091	2,785	2,560	2,254	2,141	1,465	902	1,079		26,243
Hawaiian Airlines	9,920	9,920	9,600	9,895	9,575	9,745	9,845	8,910	9,670	9,425	9,770		106,275
jetBlue Airways	8,804	8,662	7,384	8,804	8,520	8,520	7,384	7,100	8,662	8,378	8,804		91,022
MN Airlines dba Sun Country			2,730	4,302	4,583	5,700	4,622	4,408	4,908	4,212	2,488		37,953
Southwest Airlines	639,666	620,036	579,508	609,208	563,928	593,958	576,114	530,404	639,984	615,566	618,008		6,586,380
Spirit Airlines				965	14,271	17,143	17,204	15,864	17,564	16,982	8,805		108,798
United Airlines	68,028	70,040	78,903	87,908	90,386	89,513	86,227	83,295	109,409	85,265	92,284		941,258
US Airways	1,042,358	992,210	871,669	966,980	955,284	994,266	972,582	865,165	1,072,581	954,270	991,694		10,679,059
Volaris				1,003	1,868	3,706	3,890	3,450	3,905	3,545	2,297		23,664
WestJet	4,501	4,535	5,939	9,917	27,083	27,893	28,382	26,110	28,555	24,681	6,688		194,284
Passenger	2,001,057	1,939,316	1,776,662	1,946,426	1,923,252	2,007,185	1,968,335	1,786,652	2,207,685	2,003,963	1,994,866		21,555,399
ABX Air	11,729	12,361	10,608	12,534	11,240	11,262	12,328	10,413	11,516	12,426	11,784		128,201
Federal Express	50,471	54,756	48,934	59,851	62,416	102,223	65,272	57,789	58,265	60,642	59,416		680,035
IFL Group	986	1,044	928	1,160	986	986	1,044	928	928	986	1,044		11,020
United Parcel Service	34,317	36,934	32,243	37,141	36,783	80,355	37,026	33,017	33,846	35,089	34,887		431,638
Cargo	97,503	105,095	92,713	110,686	111,425	194,826	115,670	102,147	104,555	109,143	107,131		1,250,894
Grand Total	2,098,560	2,044,411	1,869,375	2,057,112	2,034,677	2,202,011	2,084,005	1,888,799	2,312,240	2,113,106	2,101,997		22,806,293

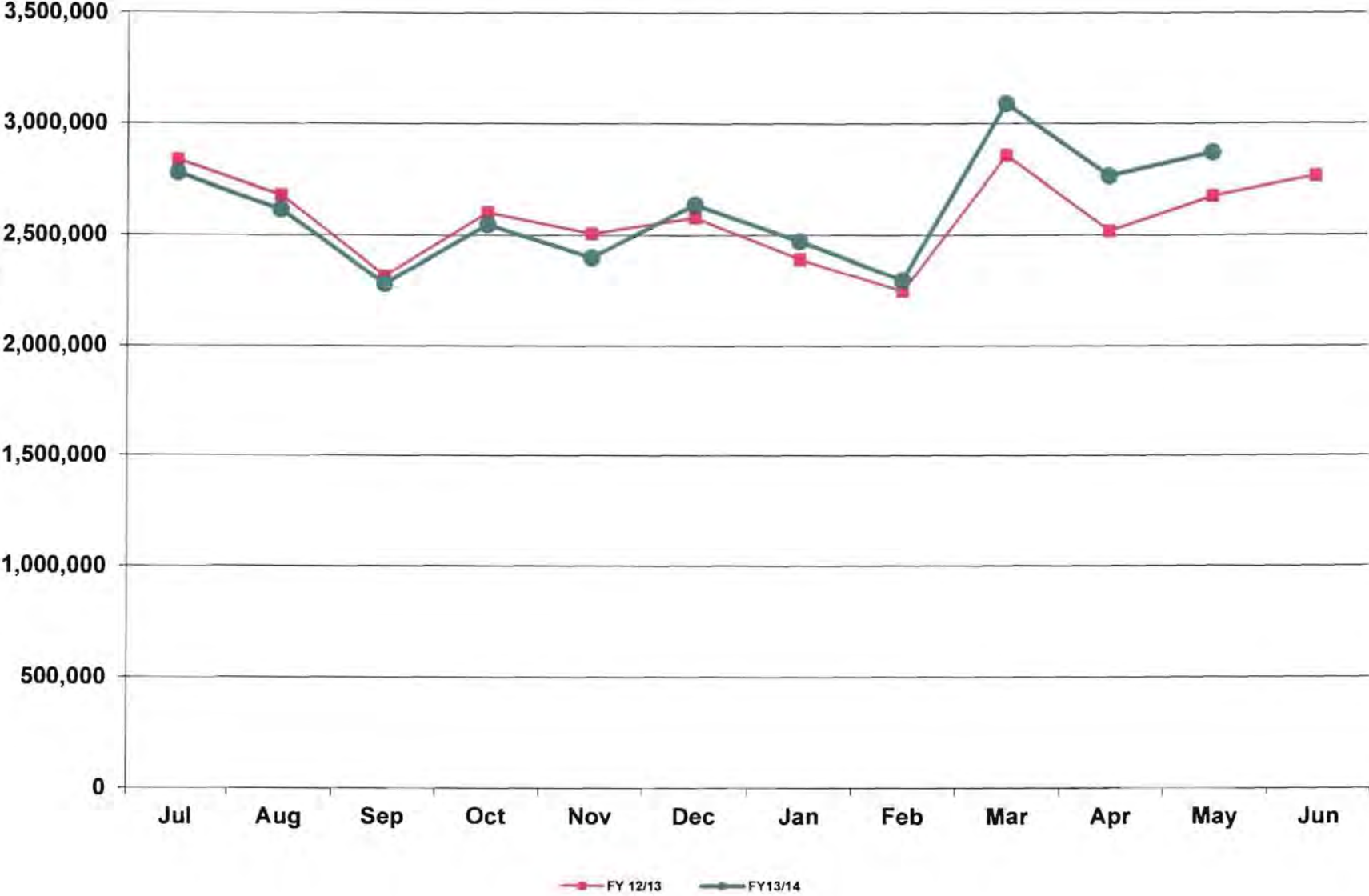
Phoenix Sky Harbor International Airport
Domestic Enplaned/Deplaned Passengers Terminal 2
May 2014



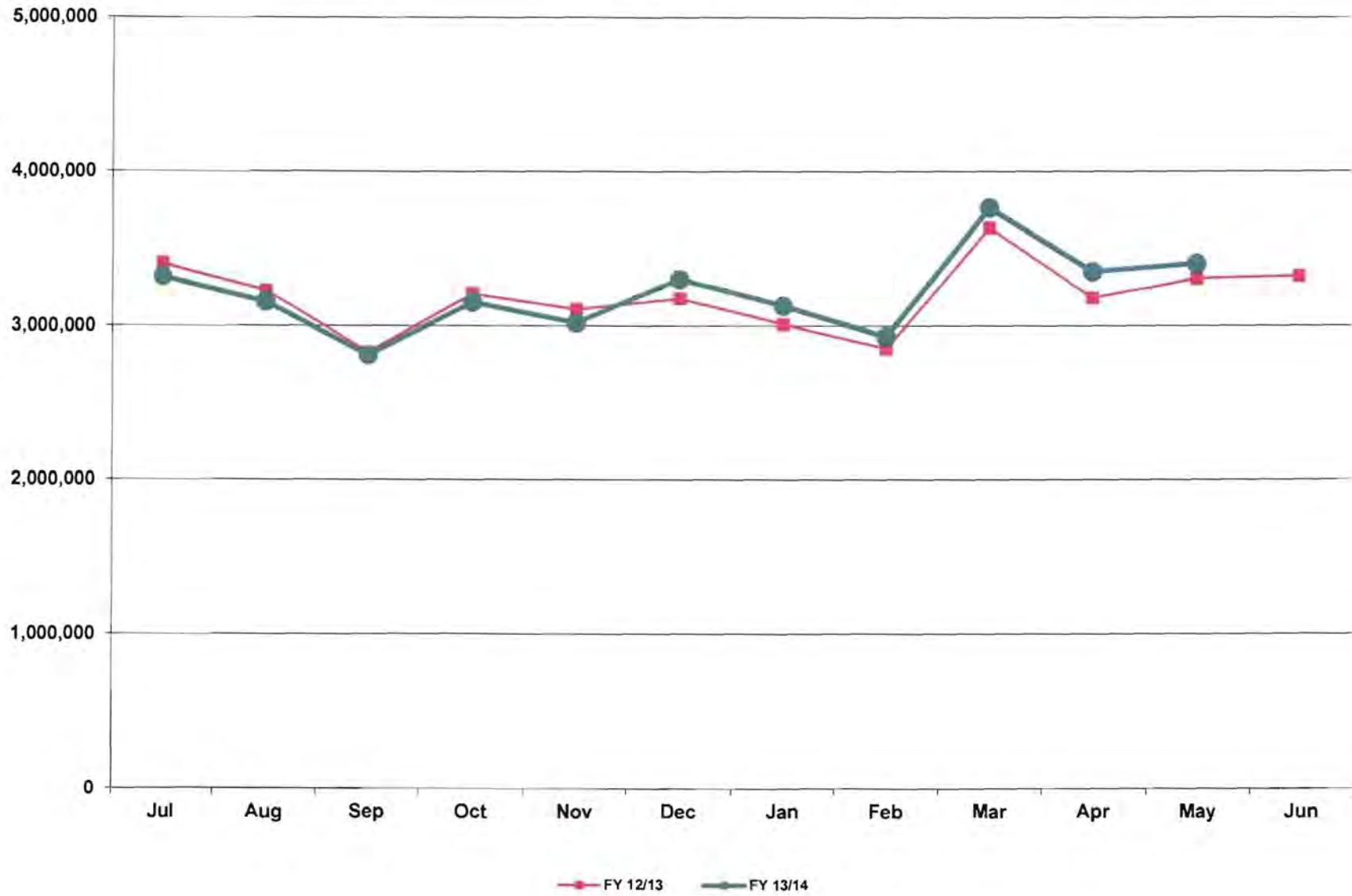
Phoenix Sky Harbor International Airport
Domestic Enplaned/Deplaned Passengers Terminal 3
May 2014



Phoenix Sky Harbor International Airport
Domestic Enplaned/Deplaned Passengers Terminal 4
May 2014



Phoenix Sky Harbor International Airport
Total Domestic Enplaned/Deplaned Passengers
May 2014



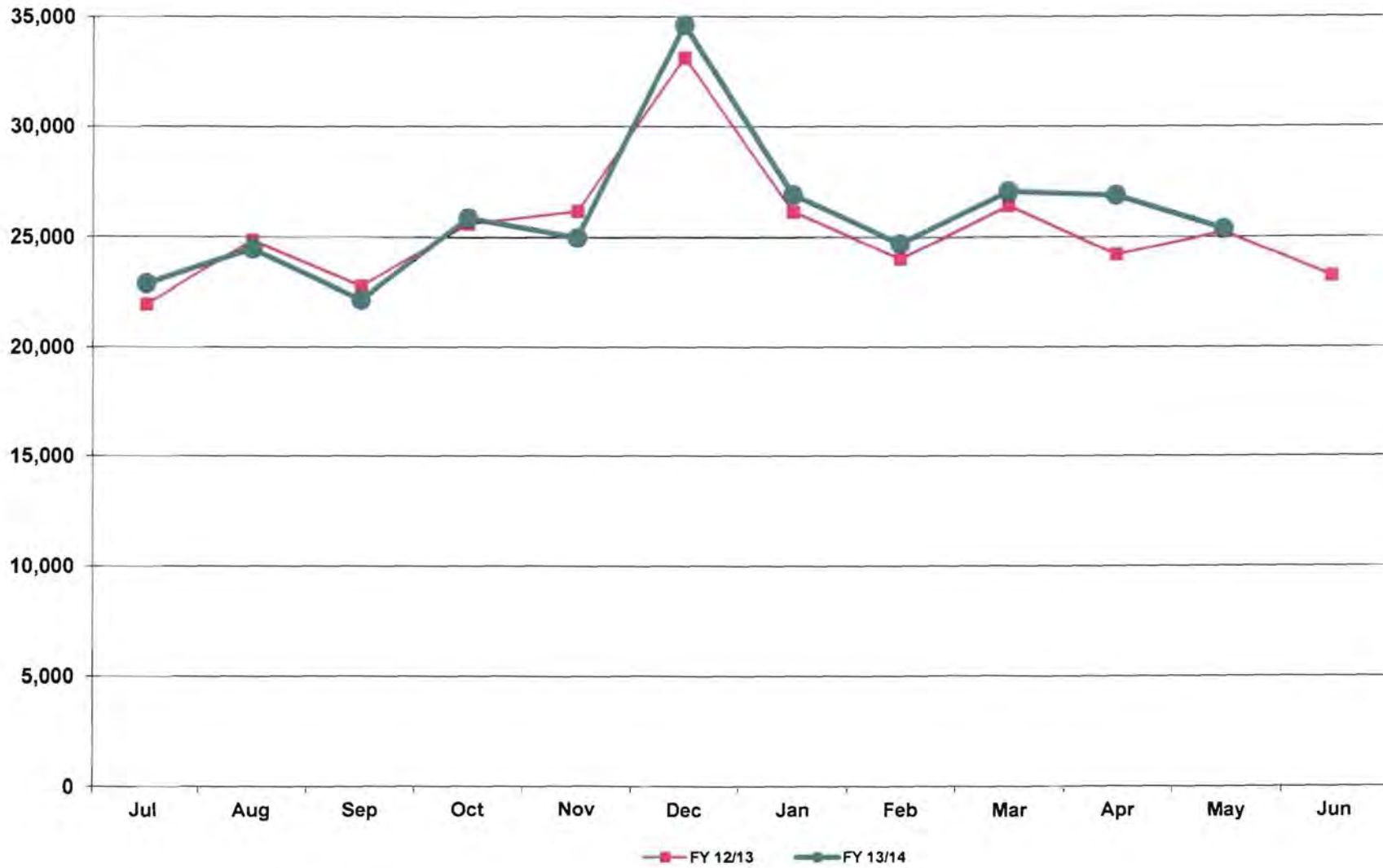
Phoenix Sky Harbor International Airport
Total International Enplaned/Deplaned Passengers
May 2014



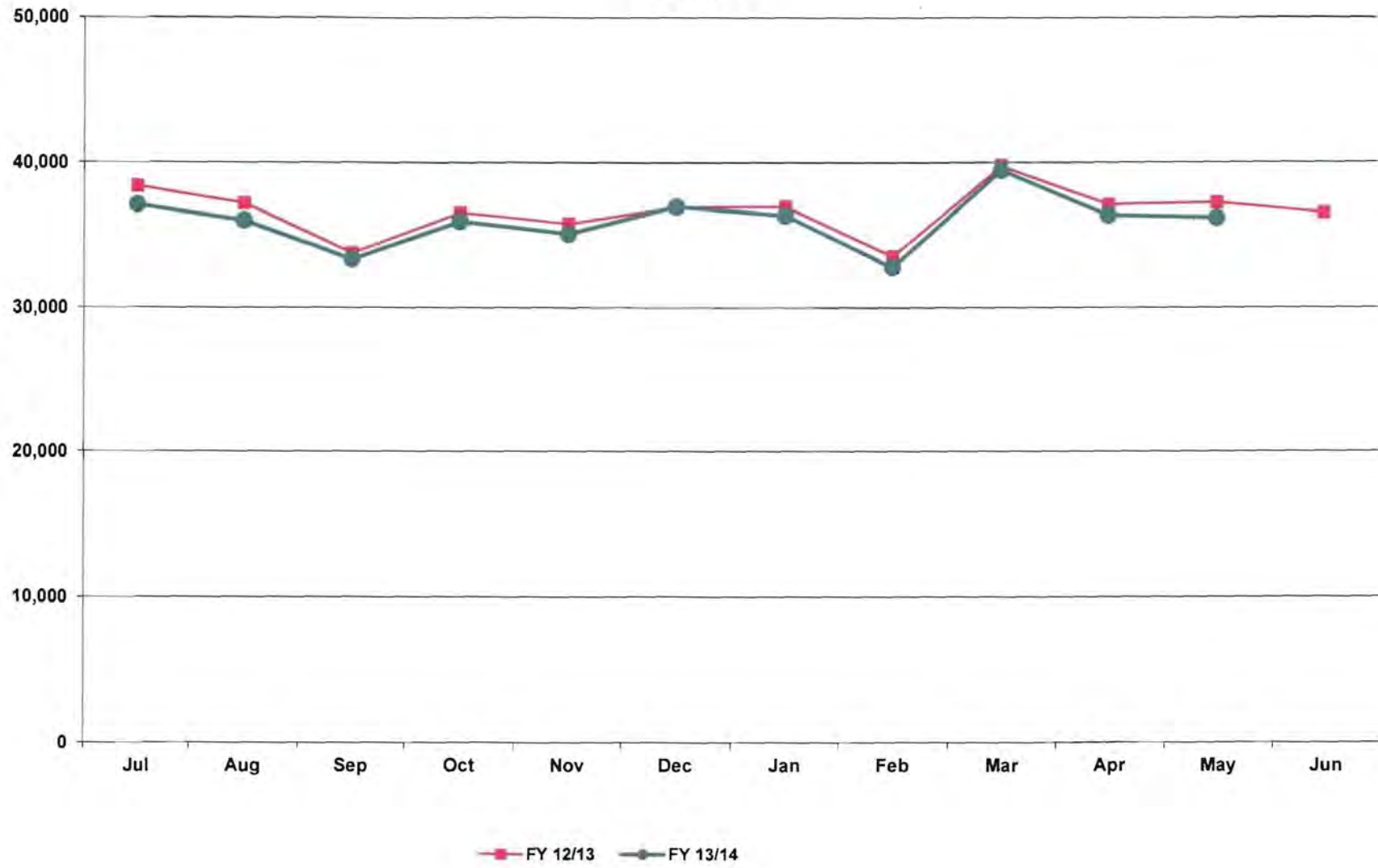
Phoenix Sky Harbor International Airport
Total Enplaned/Deplaned Passengers
May 2014



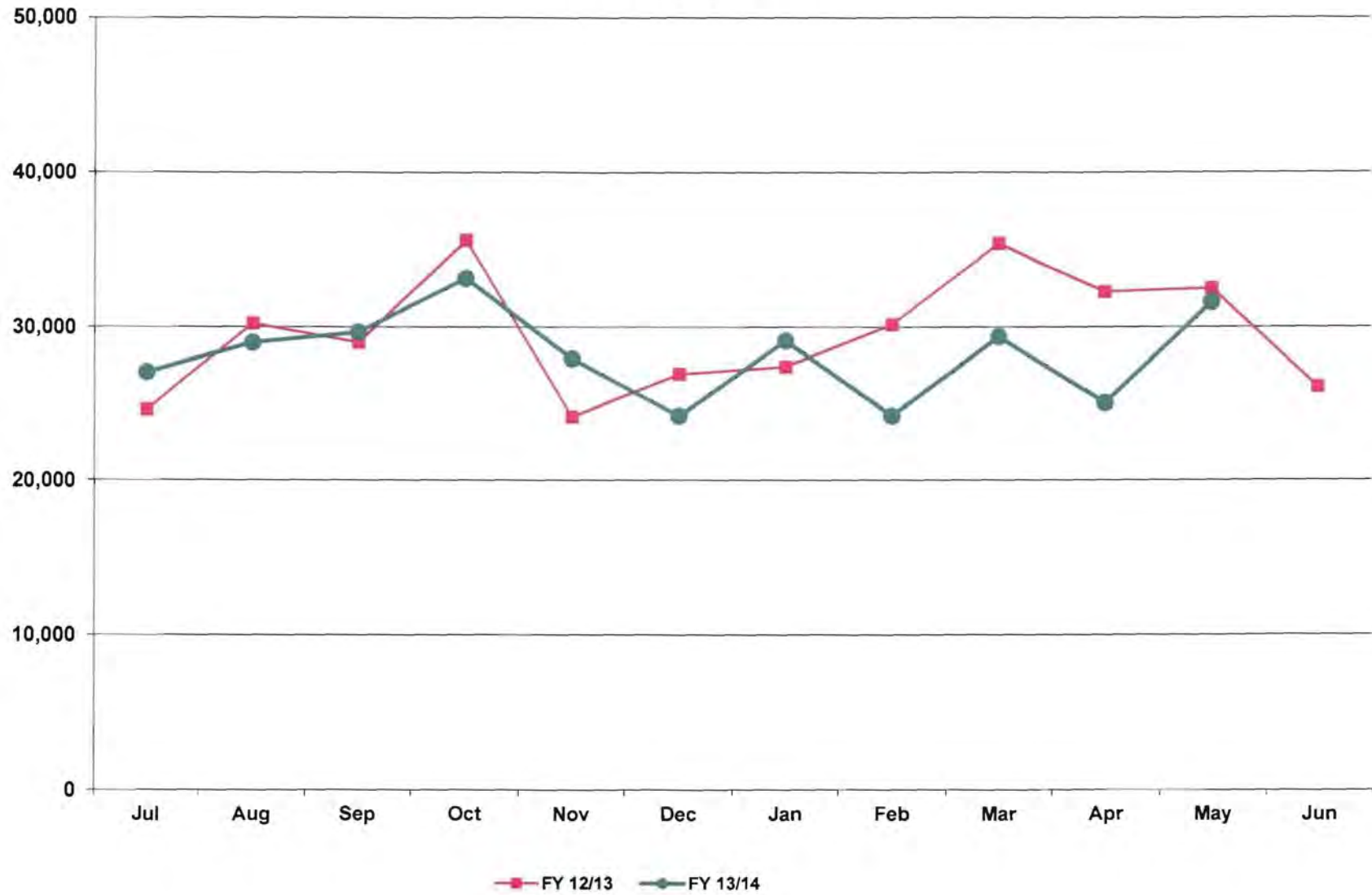
Phoenix Sky Harbor International Airport
Total Enplaned/Deplaned Cargo (Tons)
May 2014



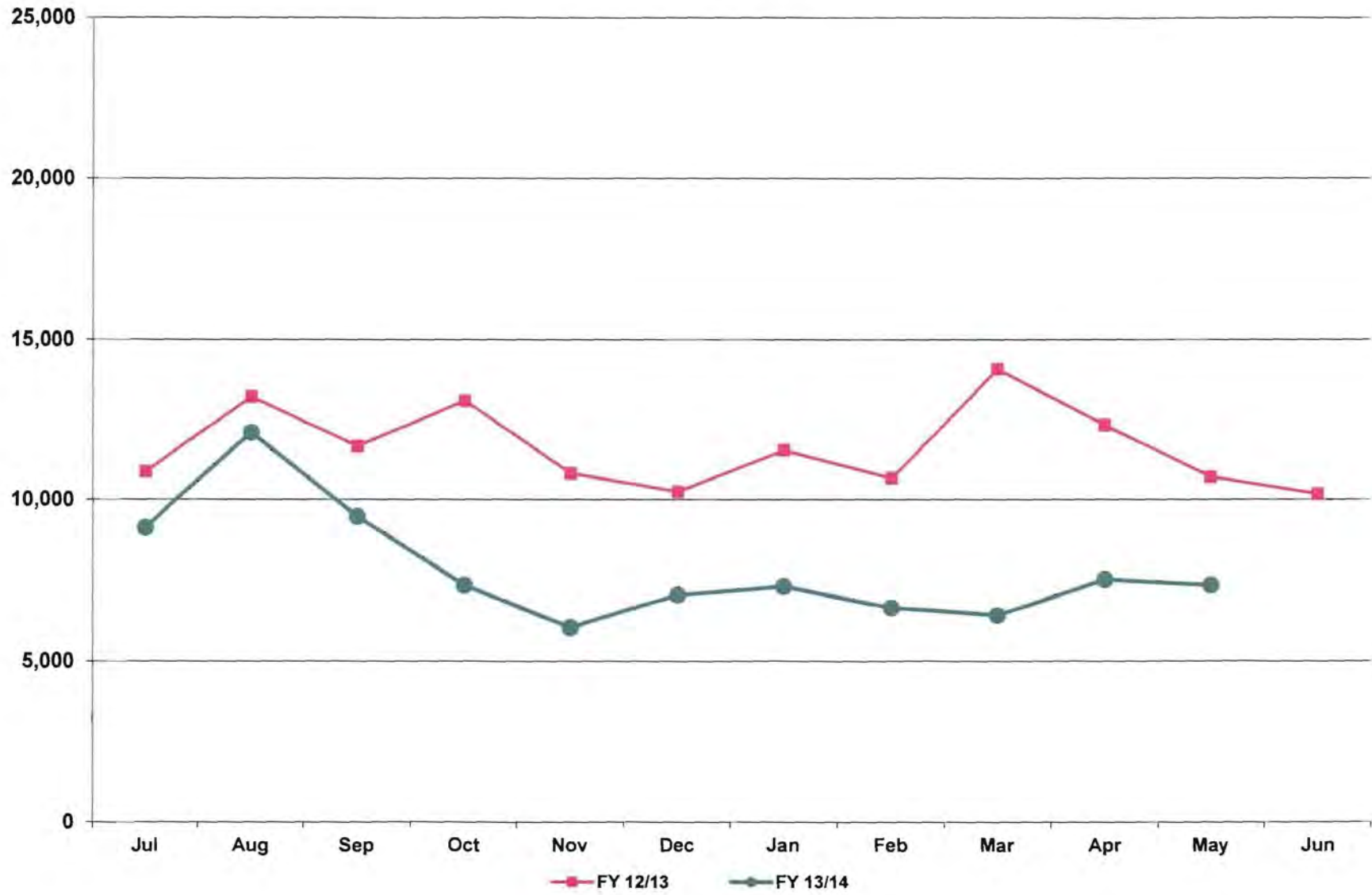
Phoenix Sky Harbor International Airport
Aircraft Operations
May 2014



Deer Valley Airport
Aircraft Operations
May 2014



Goodyear Airport
Aircraft Operations
May 2014



**City of Phoenix Aviation Department
Sky Harbor International Airport
Financial Management Division
Monthly Statistical Reports – June 2014
Table of Contents**

Reports:

- 1 Passengers, Cargo, and Aircraft Operations
- 2 Passenger Activity Report
- 3 Passenger and Activity Worksheet June 2014
- 4 Passenger and Activity Worksheet June 2013
- 5 Enplaned Passengers by Carrier for Fiscal Year 2013/14
- 6 Deplaned Passengers by Carrier for Fiscal Year 2013/14
- 7 Total Passengers by Carrier for Fiscal Year 2013/14
- 8 Enplaned Passengers by Carrier for Calendar Year 2014
- 9 Deplaned Passengers by Carrier for Calendar Year 2014
- 10 Total Passengers by Carrier for Calendar Year 2014
- 11 Airline Landing Weights – All Airlines for Fiscal Year 2013/14
- 12 Airline Landing Weights – Rates & Charges Airlines Only for Fiscal Year 2013/14

Graphs:

- 1 Domestic Enplaned / Deplaned Passengers Terminal 2
- 2 Domestic Enplaned / Deplaned Passengers Terminal 3
- 3 Domestic Enplaned / Deplaned Passengers Terminal 4
- 4 Total Domestic Enplaned / Deplaned Passengers
- 5 Total International Enplaned / Deplaned Passengers
- 6 Total Enplaned / Deplaned Passengers
- 7 Total Enplaned / Deplaned Cargo (in Tons)
- 8 Sky Harbor International Airport Aircraft Operations
- 9 Deer Valley Airport Aircraft Operations
- 10 Goodyear Airport Aircraft Operations

PASSENGERS, CARGO, AND AIRCRAFT OPERATIONS AT PHOENIX AIRPORTS: June 2014

June	2014	2013	%Chg	Fiscal YTD 2013/14	Fiscal YTD 2012/2013	%Chg	Calendar YTD 2014	Calendar YTD 2013	%Chg
PASSENGERS									
T2	95,943	94,410	1.6%	1,308,778	1,317,024	-0.6%	703,593	707,640	-0.6%
T3	147,330	191,576	-23.1%	2,244,922	2,340,341	-4.1%	1,100,414	1,249,221	-11.9%
T4	1,484,602	1,388,447	6.9%	15,850,218	15,436,773	2.7%	8,262,480	7,756,836	6.5%
International	79,785	80,670	-1.1%	1,114,830	1,141,650	-2.3%	630,876	631,889	-0.2%
Total Enplaned	1,807,660	1,755,103	3.0%	20,518,748	20,235,788	1.4%	10,697,363	10,345,586	3.4%
T2	92,091	90,381	1.9%	1,323,680	1,306,059	1.3%	708,709	687,219	3.1%
T3	141,932	185,406	-23.4%	2,249,385	2,369,595	-5.1%	1,088,437	1,239,775	-12.2%
T4	1,471,246	1,376,548	6.9%	15,872,267	15,516,140	2.3%	8,194,470	7,681,027	6.7%
International	78,753	78,856	-0.1%	1,129,317	1,136,941	-0.7%	629,452	613,041	2.7%
Total Deplaned	1,784,022	1,731,191	3.1%	20,574,649	20,328,735	1.2%	10,621,068	10,221,062	3.9%
Total	3,591,682	3,486,294	3.0%	41,093,397	40,564,523	1.3%	21,318,431	20,566,648	3.7%
CARGO									
Freight enplaned	11,249	11,543	-2.5%	143,983	138,063	4.3%	70,285	68,037	3.3%
Freight deplaned	8,978	9,845	-8.8%	125,203	131,365	-4.7%	60,824	64,173	-5.2%
Total Freight	20,227	21,388	-5.4%	269,186	269,428	-0.1%	131,109	132,210	-0.8%
Mail enplaned	1,882	779	141.6%	22,521	15,678	43.6%	13,257	7,721	71.7%
Mail deplaned	1,408	1,045	34.7%	18,056	18,674	-3.3%	10,294	9,313	10.5%
Total Mail	3,290	1,824	80.4%	40,577	34,352	18.1%	23,551	17,034	38.3%
Total (Tons)	23,517	23,212	1.3%	309,763	303,780	2.0%	154,660	149,244	3.6%
AIRCRAFT OPERATIONS									
Air Carrier/Air Taxi	34,152	34,917	-2.2%	408,987	416,525	-1.8%	205,142	209,089	-1.9%
General Aviation	1,476	1,468	0.5%	20,720	21,190	-2.2%	10,810	10,953	-1.3%
Military	166	180	-7.8%	2,384	2,500	-4.6%	1,301	1,304	-0.2%
Sky Harbor International	35,794	36,565	-2.1%	432,091	440,215	-1.8%	217,253	221,346	-1.8%
Air Carrier/Air Taxi	366	345	6.1%	5,116	4,398	16.3%	2,877	2,296	25.3%
General Aviation	30,341	25,759	17.8%	336,163	350,002	-4.0%	167,327	181,537	-7.8%
Military	-	3	-100.0%	101	53	90.6%	41	27	51.9%
Deer Valley Airport	30,707	26,107	17.6%	341,380	354,453	-3.7%	170,245	183,860	-7.4%
Air Carrier/Air Taxi	366	68	438.2%	1,934	827	133.9%	1,507	474	217.9%
General Aviation	5,935	9,883	-39.9%	87,153	133,365	-34.7%	38,361	67,075	-42.8%
Military	268	221	21.3%	3,955	5,153	-23.2%	1,992	1,924	3.5%
Goodyear Airport	6,569	10,172	-35.4%	93,042	139,345	-33.2%	41,860	69,473	-39.7%
Total	73,070	72,844	0.3%	866,513	934,013	-7.2%	429,358	474,679	-9.5%

Passenger Activity Report * * * Sky Harbor International Airport * * * June 2014

Airline	Enplaned Passengers			Deplaned Passengers			Total Passengers		
	2014	2013	% Chg	2014	41640	% Chg	2014	2013	% Chg
TERMINAL 2									
Alaska Airlines	26,493	22,603	17.2%	24,953	20,958	19.1%	51,446	43,561	18.1%
Great Lakes Aviation	445	1,155	-61.5%	417	1,160	-64.1%	862	2,315	-62.8%
United Airlines	69,005	70,652	-2.3%	66,721	68,263	-2.3%	135,726	138,915	-2.3%
Total	95,943	94,410	1.6%	92,091	90,381	1.9%	188,034	184,791	1.8%
TERMINAL 3									
American Airlines		52,870	-100.0%		52,666	-100.0%		105,536	-100.0%
Delta Air Lines	103,936	108,177	-3.9%	100,458	103,770	-3.2%	204,394	211,947	-3.6%
Frontier Airlines	18,803	14,803	27.0%	18,313	15,002	22.1%	37,116	29,805	24.5%
Hawaiian Airlines	7,168	7,647	-6.3%	6,877	7,119	-3.4%	14,045	14,766	-4.9%
jetBlue Airways	7,745	8,079	-4.1%	7,194	6,849	5.0%	14,939	14,928	0.1%
MN Airlines dba Sun Country	969		N/A	776		N/A	1,745		N/A
Spirit Airlines	8,709		N/A	8,314		N/A	17,023		N/A
Total	147,330	191,576	-23.1%	141,932	185,406	-23.4%	289,262	376,982	-23.3%
TERMINAL 4									
Aerovias de Mexico dba Aeromexico	1,226	1,034	18.6%	967	896	7.9%	2,193	1,930	13.6%
Air Canada	3,837	3,670	4.6%	2,836	3,016	-6.0%	6,673	6,686	-0.2%
American Airlines	52,974		N/A	53,545		N/A	106,519		N/A
British Airways	9,962	9,824	1.4%	9,869	9,681	1.9%	19,831	19,505	1.7%
Southwest Airlines	563,150	549,938	2.4%	550,127	534,532	2.9%	1,113,277	1,084,470	2.7%
US Airways	925,997	900,684	2.8%	925,242	903,293	2.4%	1,851,239	1,803,977	2.6%
Volaris	1,727		N/A	1,945		N/A	3,672		N/A
WestJet	5,514	3,967	39.0%	5,468	3,986	37.2%	10,982	7,953	38.1%
Total	1,564,387	1,469,117	6.5%	1,549,999	1,455,404	6.5%	3,114,386	2,924,521	6.5%
GRAND TOTAL	1,807,660	1,755,103	3.0%	1,784,022	1,731,191	3.1%	3,591,682	3,486,294	3.0%

Sky Harbor International Airport - Passenger and Activity Worksheet June 2014

Airline	Enplaned Passengers				Deplaned Passengers			Freight		Mail		Landed Weight	Landings				
	Domestic	Connect	Internat'l	Total	Domestic	Internat'l	Total	Enplaned	Deplaned	Enplaned	Deplaned						
TERMINAL 2																	
Alaska Airlines	26,493			26,493	24,953		24,953	6,751	82,339			25,252,700	176				
Great Lakes Aviation	445			445	417		417					1,239,700	77				
United Airlines	69,005			69,005	66,721		66,721	72,147	72,895	256,299	298,829	71,862,600	654				
Subtotal Terminal 2	95,943			95,943	92,091		92,091	78,898	155,234	256,299	298,829	98,355,000	907				
TERMINAL 3																	
Delta Air Lines	103,936			103,936	100,458		100,458	95,132	60,049	251,420	241,267	105,301,700	775				
Frontier Airlines	18,803			18,803	18,313		18,313					18,688,240	137				
Hawaiian Airlines	7,168			7,168	6,877		6,877	82,946	34,371			9,525,000	30				
jetBlue Airways	7,745			7,745	7,194		7,194					8,236,000	58				
MN Airlines dba Sun Country	969			969	776		776			7,469	13,515	1,162,800	9				
Spirit Airlines	8,709			8,709	8,314		8,314					8,353,226	59				
Subtotal Terminal 3	147,330			147,330	141,932		141,932	178,078	94,420	258,889	254,782	151,266,966	1,068				
TERMINAL 4																	
Aerovias de Mexico dba Aeromexico			1,226	1,226		967	967					1,233,921	29				
Air Canada			3,837	3,837		2,836	2,836	315	1,252			4,117,500	30				
American Airlines	52,974			52,974	53,545		53,545	7,080	32,582			52,020,500	413				
British Airways			9,962	9,962		9,869	9,869	318,503	360,067			18,860,160	30				
Southwest Airlines	386,275	176,875		563,150	550,127		550,127	1,269,201	1,303,216			608,008,000	4,826				
US Airways	443,774	424,704	57,519	925,997	867,574	57,668	925,242	1,281,872	726,190	3,082,155	2,129,419	1,051,538,200	8,484				
Volaris			1,727	1,727		1,945	1,945					1,891,565	13				
WestJet			5,514	5,514		5,468	5,468					6,119,900	43				
Subtotal Terminal 4	883,023	601,579	79,785	1,564,387	1,471,246	78,753	1,549,999	2,876,971	2,423,307	3,082,155	2,129,419	1,743,789,746	13,868				
Total Passenger Airlines	1,126,296	601,579	79,785	1,807,660	1,705,269	78,753	1,784,022	3,133,947	2,672,961	3,597,343	2,683,030	1,993,411,712	15,843				
AIR CARGO (SOUTH)																	
Federal Express								11,806,377	7,684,809			55,663,600	145				
United Parcel Service								5,398,519	5,226,005	165,885	133,709	32,323,200	108				
Subtotal Air Cargo (South)								17,204,896	12,910,814	165,885	133,709	87,986,800	253				
AIR CARGO (WEST)																	
ABX Air								1,545,474	1,703,011			11,196,000	41				
Airnet Systems								625	318			119,700	13				
Ameriflight								409,946	356,946			4,359,784	322				
Empire Airlines								97,187	92,757			731,000	86				
IFL Group								105,094	219,055			928,000	16				
Subtotal Air Cargo (West)								2,158,326	2,372,087			17,334,484	478				
Total Cargo Airlines								19,363,222	15,282,901	165,885	133,709	105,321,284	731				
Grand Total	1,126,296	601,579	79,785	1,807,660	1,705,269	78,753	1,784,022	22,497,169	17,955,862	3,763,228	2,816,739	2,098,732,996	16,574				
Total All Passengers:	3,591,682																
								Total Air Cargo in Tons:	11,249	+	8,978	+	1,882	+	1,408	=	23,516

Sky Harbor International Airport - Passenger and Activity Worksheet June 2013

Airline	Enplaned Passengers				Deplaned Passengers			Freight		Mail		Landed Weight	Landings				
	Domestic	Connect	Internat'l	Total	Domestic	Internat'l	Total	Enplaned	Deplaned	Enplaned	Deplaned						
TERMINAL 2																	
Alaska Airlines	22,603			22,603	20,958		20,958	5,307	46,856			24,757,700	188				
Continental Airlines																	
Great Lakes Aviation	1,155			1,155	1,160		1,160	148	119			3,220,000	200				
United Airlines	70,652			70,652	68,263		68,263	72,461	62,397	76,308	163,784	73,725,988	649				
Subtotal Terminal 2	94,410			94,410	90,381		90,381	77,916	109,372	76,308	163,784	101,703,688	1,037				
TERMINAL 3																	
American Airlines	52,870			52,870	52,666		52,666	1,164	27,040		20	51,604,000	484				
Delta Air Lines	108,177			108,177	103,770		103,770	11,889	58,721	104,542	276,291	110,116,300	786				
Frontier Airlines	14,803			14,803	15,002		15,002	8,580	21,069			14,971,387	119				
Hawaiian Airlines	7,647			7,647	7,119		7,119	94,336	28,655			9,600,000	30				
jetBlue Airways	8,079			8,079	6,849		6,849					8,520,000	60				
Subtotal Terminal 3	191,576			191,576	185,406		185,406	115,969	135,485	104,542	276,311	194,811,687	1,479				
TERMINAL 4																	
Aerovias de Mexico dba Aeromexico			1,034	1,034		896	896					1,233,921	29				
Air Canada			3,670	3,670		3,016	3,016	3,920	496	4,029	1,154	4,135,100	30				
AirTran Airways																	
British Airways			9,824	9,824		9,681	9,681	395,754	270,556			18,860,160	30				
Southwest Airlines	377,957	171,981		549,938	534,532		534,532	1,092,391	1,272,412			621,888,000	4,965				
US Airways	436,045	402,464	62,175	900,684	842,016	61,277	903,293	1,792,734	1,648,419	1,317,853	1,521,572	1,028,210,900	8,512				
WestJet			3,967	3,967		3,986	3,986					4,389,000	30				
Subtotal Terminal 4	814,002	574,445	80,670	1,469,117	1,376,548	78,856	1,455,404	3,284,799	3,191,883	1,321,882	1,522,726	1,678,717,081	13,596				
Total Passenger Airlines	1,099,988	574,445	80,670	1,755,103	1,652,335	78,856	1,731,191	3,478,684	3,436,740	1,502,732	1,962,821	1,975,232,456	16,112				
AIR CARGO (SOUTH)																	
Federal Express								11,977,608	8,655,094			54,008,300	131				
United Parcel Service								5,468,414	5,309,845	55,224	126,285	32,658,000	107				
Subtotal Air Cargo (South)								17,446,022	13,964,939	55,224	126,285	86,666,300	238				
AIR CARGO (WEST)																	
ABX Air								1,562,168	1,559,706			11,490,000	42				
Airnet Systems								13,462	19,471			453,600	39				
Ameriflight								393,611	412,405			4,479,990	332				
Empire Airlines								101,452	83,473			756,500	89				
IFL Group								90,807	213,951			928,000	16				
Subtotal Air Cargo (West)								2,161,500	2,289,006			18,108,090	518				
Total Cargo Airlines								19,607,522	16,253,945	55,224	126,285	104,774,390	756				
Grand Total	1,099,988	574,445	80,670	1,755,103	1,652,335	78,856	1,731,191	23,086,206	19,690,685	1,557,956	2,089,106	2,080,006,846	16,868				
Total All Passengers:	3,486,294							Total Air Cargo in Tons:	11,543	+	9,845	+	779	+	1,045	=	23,212

Sky Harbor International Airport - Enplaned Passengers by Carrier
Fiscal Year 2013/14

Airline	Jul	Aug	Sep	Oct	Nov	Dec	Jan	Feb	Mar	Apr	May	Jun	Total
TERMINAL 2													
Alaska Airlines	23,135	23,318	20,263	25,823	27,623	30,282	29,364	30,724	37,621	35,371	29,069	26,493	339,086
Great Lakes Aviation	1,296	1,296	1,106	940	826	753	520	509	551	349	391	445	8,982
United Airlines	61,962	63,909	70,991	81,137	85,076	85,449	81,340	79,430	106,758	83,926	91,727	69,005	960,710
Total	86,393	88,523	92,360	107,900	113,525	116,484	111,224	110,663	144,930	119,646	121,187	95,943	1,308,778
TERMINAL 3													
American Airlines	48,924	47,219	50,900	58,494	57,701	67,965	69,700	65,025					465,928
Delta Air Lines	106,435	102,435	87,791	101,315	93,923	99,071	102,742	97,455	139,288	119,382	108,775	103,936	1,262,548
Frontier Airlines	13,306	14,170	16,235	18,589	16,614	17,212	16,835	16,898	19,382	18,882	20,664	18,803	207,590
Hawaiian Airlines	7,241	6,817	6,733	7,486	6,390	7,501	7,367	6,379	6,792	6,419	7,422	7,168	83,715
jetBlue Airways	8,246	7,865	6,067	7,410	6,623	7,097	5,993	6,084	8,071	7,719	8,412	7,745	87,332
MN Airlines dba Sun Country			1,570	2,842	3,623	4,931	3,609	3,849	4,611	3,871	1,898	969	31,773
Spirit Airlines				803	11,360	15,604	13,398	14,087	17,651	16,055	8,369	8,709	106,036
Total	184,152	178,506	169,296	196,939	196,234	219,381	219,644	209,777	195,795	172,328	155,540	147,330	2,244,922
TERMINAL 4													
Aerovias de Mexico dba Aeromexico	1,055	871	806	940	1,120	1,383	1,355	906	1,234	1,075	1,086	1,226	13,057
Air Canada	3,202	3,415	3,257	4,877	8,533	9,029	8,866	9,725	12,133	10,640	4,169	3,837	81,683
American Airlines									74,445	74,999	68,887	52,974	271,305
British Airways	7,880	8,685	9,336	8,802	7,194	7,574	7,003	5,516	8,479	8,906	10,043	9,962	99,380
Southwest Airlines	540,624	505,483	459,911	519,204	486,488	536,559	481,394	469,902	609,057	562,739	571,412	563,150	6,305,923
US Airways	895,105	857,831	708,436	796,828	764,064	845,188	813,891	731,080	935,868	838,442	884,685	925,997	9,997,415
Volaris				604	1,287	2,630	2,520	1,862	2,473	2,328	1,597	1,727	17,028
WestJet	3,921	4,308	4,651	8,014	21,292	21,305	22,629	25,263	29,876	25,165	7,319	5,514	179,257
Total	1,451,787	1,380,593	1,186,397	1,339,269	1,289,978	1,423,668	1,337,658	1,244,254	1,673,565	1,524,294	1,549,198	1,564,387	16,965,048
GRAND TOTAL	1,722,332	1,647,622	1,448,053	1,644,108	1,599,737	1,759,533	1,668,526	1,564,694	2,014,290	1,816,268	1,825,925	1,807,660	20,518,748

Sky Harbor International Airport - Deplaned Passengers by Carrier
Fiscal Year 2013/14

Airline	Jul	Aug	Sep	Oct	Nov	Dec	Jan	Feb	Mar	Apr	May	Jun	Total
TERMINAL 2													
Alaska Airlines	22,606	24,814	22,581	27,906	28,204	29,381	30,952	31,428	38,497	33,197	25,784	24,953	340,303
Great Lakes Aviation	1,368	1,368	1,252	918	817	718	614	510	491	347	388	417	9,208
United Airlines	64,294	65,758	72,341	83,351	84,279	83,015	80,157	79,004	103,273	105,274	86,883	66,721	974,350
Total	88,268	91,940	96,174	112,175	113,300	113,114	111,723	110,942	142,261	138,818	113,055	92,091	1,323,861
TERMINAL 3													
American Airlines	51,946	49,723	54,042	61,608	59,241	69,402	71,060	65,892					482,914
Delta Air Lines	104,870	104,267	91,060	104,309	95,935	98,701	97,243	100,000	139,913	114,416	105,304	100,458	1,256,476
Frontier Airlines	14,390	15,178	15,543	6,888	16,962	17,377	17,440	17,284	19,390	18,486	20,073	18,313	197,324
Hawaiian Airlines	7,411	7,602	7,144	7,493	6,689	7,281	7,512	6,411	7,240	6,585	7,062	6,877	85,307
jetBlue Airways	8,398	7,848	6,384	7,857	6,904	7,628	6,721	6,720	7,970	7,682	7,655	7,194	88,961
MN Airlines dba Sun Country			1,663	3,104	3,364	4,956	4,698	4,344	4,654	2,832	1,359	776	31,750
Spirit Airlines				808	11,533	15,439	15,213	15,066	18,442	13,581	8,257	8,314	106,653
Total	187,015	184,618	175,836	192,067	200,628	220,784	219,887	215,717	197,609	163,582	149,710	141,932	2,249,385
TERMINAL 4													
Aerovías de Mexico dba Aeromexico	1,200	752	380	803	908	1,187	1,357	842	1,147	1,116	928	967	11,587
Air Canada	3,203	3,396	3,258	5,207	9,380	9,855	9,631	10,457	11,968	9,422	3,456	2,836	82,069
American Airlines									74,086	71,780	67,346	53,545	266,757
British Airways	10,312	9,272	9,559	9,937	7,762	8,288	8,319	6,897	9,645	8,808	9,381	9,869	108,049
Southwest Airlines	548,813	500,334	466,475	528,133	489,063	531,702	489,476	473,468	605,474	535,927	548,190	550,127	6,267,182
US Airways	916,874	867,099	715,371	808,792	776,443	861,343	828,022	746,818	942,143	817,764	860,764	925,242	10,066,675
Volaris				735	1,355	2,701	2,868	2,064	2,248	2,068	1,826	1,945	17,810
WestJet	4,286	4,592	4,946	9,298	22,485	22,163	24,003	27,175	28,990	21,065	6,803	5,468	181,274
Total	1,484,688	1,385,445	1,199,989	1,362,905	1,307,396	1,437,239	1,363,676	1,267,721	1,675,701	1,467,950	1,498,694	1,549,999	17,001,403
GRAND TOTAL	1,759,971	1,662,003	1,471,999	1,667,147	1,621,324	1,771,137	1,695,286	1,594,380	2,015,571	1,770,350	1,761,459	1,784,022	20,574,649

Sky Harbor International Airport - Total Passengers by Carrier
Fiscal Year 2013/14

Airline	Jul	Aug	Sep	Oct	Nov	Dec	Jan	Feb	Mar	Apr	May	Jun	Total
TERMINAL 2													
Alaska Airlines	45,741	48,132	42,844	53,729	55,827	59,663	60,316	62,152	76,118	68,568	54,853	51,446	679,389
Great Lakes Aviation	2,664	2,664	2,358	1,858	1,643	1,471	1,134	1,019	1,042	696	779	862	18,190
United Airlines	126,256	129,667	143,332	164,488	169,355	168,464	161,497	158,434	210,031	189,200	178,610	135,726	1,935,060
Total	174,661	180,463	188,534	220,075	226,825	229,598	222,947	221,605	287,191	258,464	234,242	188,034	2,632,639
TERMINAL 3													
American Airlines	100,870	96,942	104,942	120,102	116,942	137,367	140,760	130,917					948,842
Delta Air Lines	211,305	206,702	178,851	205,624	189,858	197,772	199,985	197,455	279,201	233,798	214,079	204,394	2,519,024
Frontier Airlines	27,696	29,348	31,778	25,477	33,576	34,589	34,275	34,182	38,772	37,368	40,737	37,116	404,914
Hawaiian Airlines	14,652	14,419	13,877	14,979	13,079	14,782	14,879	12,790	14,032	13,004	14,484	14,045	169,022
jetBlue Airways	16,644	15,713	12,451	15,267	13,527	14,725	12,714	12,804	16,041	15,401	16,067	14,939	176,293
MN Airlines dba Sun Country			3,233	5,946	6,987	9,887	8,307	8,193	9,265	6,703	3,257	1,745	63,523
Spirit Airlines				1,611	22,893	31,043	28,611	29,153	36,093	29,636	16,626	17,023	212,689
Total	371,167	363,124	345,132	389,006	396,862	440,165	439,531	425,494	393,404	335,910	305,250	289,262	4,494,307
TERMINAL 4													
Aerovias de Mexico dba Aeromexico	2,255	1,623	1,186	1,743	2,028	2,570	2,712	1,748	2,381	2,191	2,014	2,193	24,644
Air Canada	6,405	6,811	6,515	10,084	17,913	18,884	18,497	20,182	24,101	20,062	7,625	6,673	163,752
American Airlines									148,531	146,779	136,233	106,519	538,062
British Airways	18,192	17,957	18,895	18,739	14,956	15,862	15,322	12,413	18,124	17,714	19,424	19,831	207,429
Southwest Airlines	1,089,437	1,005,817	926,386	1,047,337	975,551	1,068,261	970,870	943,370	1,214,531	1,098,666	1,119,602	1,113,277	12,573,105
US Airways	1,811,979	1,724,930	1,423,807	1,605,620	1,540,507	1,706,531	1,641,913	1,477,898	1,878,011	1,656,206	1,745,449	1,851,239	20,064,090
Volans				1,339	2,642	5,331	5,388	3,926	4,721	4,396	3,423	3,672	34,838
WestJet	8,207	8,900	9,597	17,312	43,777	43,468	46,632	52,438	58,866	46,230	14,122	10,982	360,531
Total	2,936,475	2,766,038	2,386,386	2,702,174	2,597,374	2,860,907	2,701,334	2,511,975	3,349,266	2,992,244	3,047,892	3,114,386	33,966,451
GRAND TOTAL	3,482,303	3,309,625	2,920,052	3,311,255	3,221,061	3,530,670	3,363,812	3,159,074	4,029,861	3,586,618	3,587,384	3,591,682	41,093,397

Sky Harbor International Airport - Enplaned Passengers by Carrier
Calendar Year 2014

Airline	Jan	Feb	Mar	Apr	May	Jun	Jul	Aug	Sep	Oct	Nov	Dec	Total
TERMINAL 2													
Alaska Airlines	29,364	30,724	37,621	35,371	29,069	26,493							188,642
Great Lakes Aviation	520	509	551	349	391	445							2,765
United Airlines	81,340	79,430	106,758	83,926	91,727	69,005							512,186
Total	111,224	110,663	144,930	119,646	121,187	95,943							703,593
TERMINAL 3													
American Airlines	69,700	65,025											134,725
Delta Air Lines	102,742	97,455	139,288	119,382	108,775	103,936							671,578
Frontier Airlines	16,835	16,898	19,382	18,882	20,664	18,803							111,464
Hawaiian Airlines	7,367	6,379	6,792	6,419	7,422	7,168							41,547
jetBlue Airways	5,993	6,084	8,071	7,719	8,412	7,745							44,024
MN Airlines dba Sun Country	3,609	3,849	4,611	3,871	1,898	969							18,807
Spirit Airlines	13,398	14,087	17,651	16,055	8,369	8,709							78,269
Total	219,644	209,777	195,795	172,328	155,540	147,330							1,100,414
TERMINAL 4													
Aerovias de Mexico dba Aeromexico	1,355	906	1,234	1,075	1,086	1,226							6,882
Air Canada	8,866	9,725	12,133	10,640	4,169	3,837							49,370
American Airlines			74,445	74,999	68,887	52,974							271,305
British Airways	7,003	5,516	8,479	8,906	10,043	9,962							49,909
Southwest Airlines	481,394	469,902	609,057	562,739	571,412	563,150							3,257,654
US Airways	813,891	731,080	935,868	838,442	884,685	925,997							5,129,963
Volaris	2,520	1,862	2,473	2,328	1,597	1,727							12,507
WestJet	22,629	25,263	29,876	25,165	7,319	5,514							115,766
Total	1,337,658	1,244,254	1,673,565	1,524,294	1,549,198	1,564,387							8,893,356
GRAND TOTAL	1,668,526	1,564,694	2,014,290	1,816,268	1,825,925	1,807,660							10,697,363

Sky Harbor International Airport - Deplaned Passengers by Carrier
Calendar Year 2014

Airline	Jan	Feb	Mar	Apr	May	Jun	Jul	Aug	Sep	Oct	Nov	Dec	Total
TERMINAL 2													
Alaska Airlines	30,952	31,428	38,497	33,197	25,784	24,953							184,811
Great Lakes Aviation	614	510	491	347	388	417							2,767
United Airlines	80,157	79,004	103,273	105,274	86,883	66,721							521,312
Total	111,723	110,942	142,261	138,818	113,055	92,091							708,890
TERMINAL 3													
American Airlines	71,060	65,892											136,952
Delta Air Lines	97,243	100,000	139,913	114,416	105,304	100,458							657,334
Frontier Airlines	17,440	17,284	19,390	18,486	20,073	18,313							110,986
Hawaiian Airlines	7,512	6,411	7,240	6,585	7,062	6,877							41,687
jetBlue Airways	6,721	6,720	7,970	7,682	7,655	7,194							43,942
MN Airlines dba Sun Country	4,698	4,344	4,654	2,832	1,359	776							18,663
Spirit Airlines	15,213	15,066	18,442	13,581	8,257	8,314							78,873
Total	219,887	215,717	197,609	163,582	149,710	141,932							1,088,437
TERMINAL 4													
Aerovias de Mexico dba Aeromexico	1,357	842	1,147	1,116	928	967							6,357
Air Canada	9,631	10,457	11,968	9,422	3,456	2,836							47,770
American Airlines			74,086	71,780	67,346	53,545							266,757
British Airways	8,319	6,897	9,645	8,808	9,381	9,869							52,919
Southwest Airlines	489,476	473,468	605,474	535,927	548,190	550,127							3,202,662
US Airways	828,022	746,818	942,143	817,764	860,764	925,242							5,120,753
Volaris	2,868	2,064	2,248	2,068	1,826	1,945							13,019
WestJet	24,003	27,175	28,990	21,065	6,803	5,468							113,504
Total	1,363,676	1,267,721	1,675,701	1,467,950	1,498,694	1,549,999							8,823,741
GRAND TOTAL	1,695,286	1,594,380	2,015,571	1,770,350	1,761,459	1,784,022							10,621,068

Sky Harbor International Airport - Total Passengers by Carrier
Calendar Year 2014

Airline	Jan	Feb	Mar	Apr	May	Jun	Jul	Aug	Sep	Oct	Nov	Dec	Total
TERMINAL 2													
Alaska Airlines	60,316	62,152	76,118	68,568	54,853	51,446							373,453
Great Lakes Aviation	1,134	1,019	1,042	696	779	862							5,532
United Airlines	161,497	158,434	210,031	189,200	178,610	135,726							1,033,498
Total	222,947	221,605	287,191	258,464	234,242	188,034							1,412,483
TERMINAL 3													
American Airlines	140,760	130,917											271,677
Delta Air Lines	199,985	197,455	279,201	233,798	214,079	204,394							1,328,912
Frontier Airlines	34,275	34,182	38,772	37,368	40,737	37,116							222,450
Hawaiian Airlines	14,879	12,790	14,032	13,004	14,484	14,045							83,234
jetBlue Airways	12,714	12,804	16,041	15,401	16,067	14,939							87,966
MN Airlines dba Sun Country	8,307	8,193	9,265	6,703	3,257	1,745							37,470
Spirit Airlines	28,611	29,153	36,093	29,636	16,626	17,023							157,142
Total	439,531	425,494	393,404	335,910	305,250	289,262							2,188,851
TERMINAL 4													
Aerovias de Mexico dba Aeromexico	2,712	1,748	2,381	2,191	2,014	2,193							13,239
Air Canada	18,497	20,182	24,101	20,062	7,625	6,673							97,140
American Airlines			148,531	146,779	136,233	106,519							538,062
British Airways	15,322	12,413	18,124	17,714	19,424	19,831							102,828
Southwest Airlines	970,870	943,370	1,214,531	1,098,666	1,119,602	1,113,277							6,460,316
US Airways	1,641,913	1,477,898	1,878,011	1,656,206	1,745,449	1,851,239							10,250,716
Volaris	5,388	3,926	4,721	4,396	3,423	3,672							25,526
WestJet	46,632	52,438	58,866	46,230	14,122	10,982							229,270
Total	2,701,334	2,511,975	3,349,266	2,992,244	3,047,892	3,114,386							17,717,097
GRAND TOTAL	3,363,812	3,159,074	4,029,861	3,586,618	3,587,384	3,591,682							21,318,431

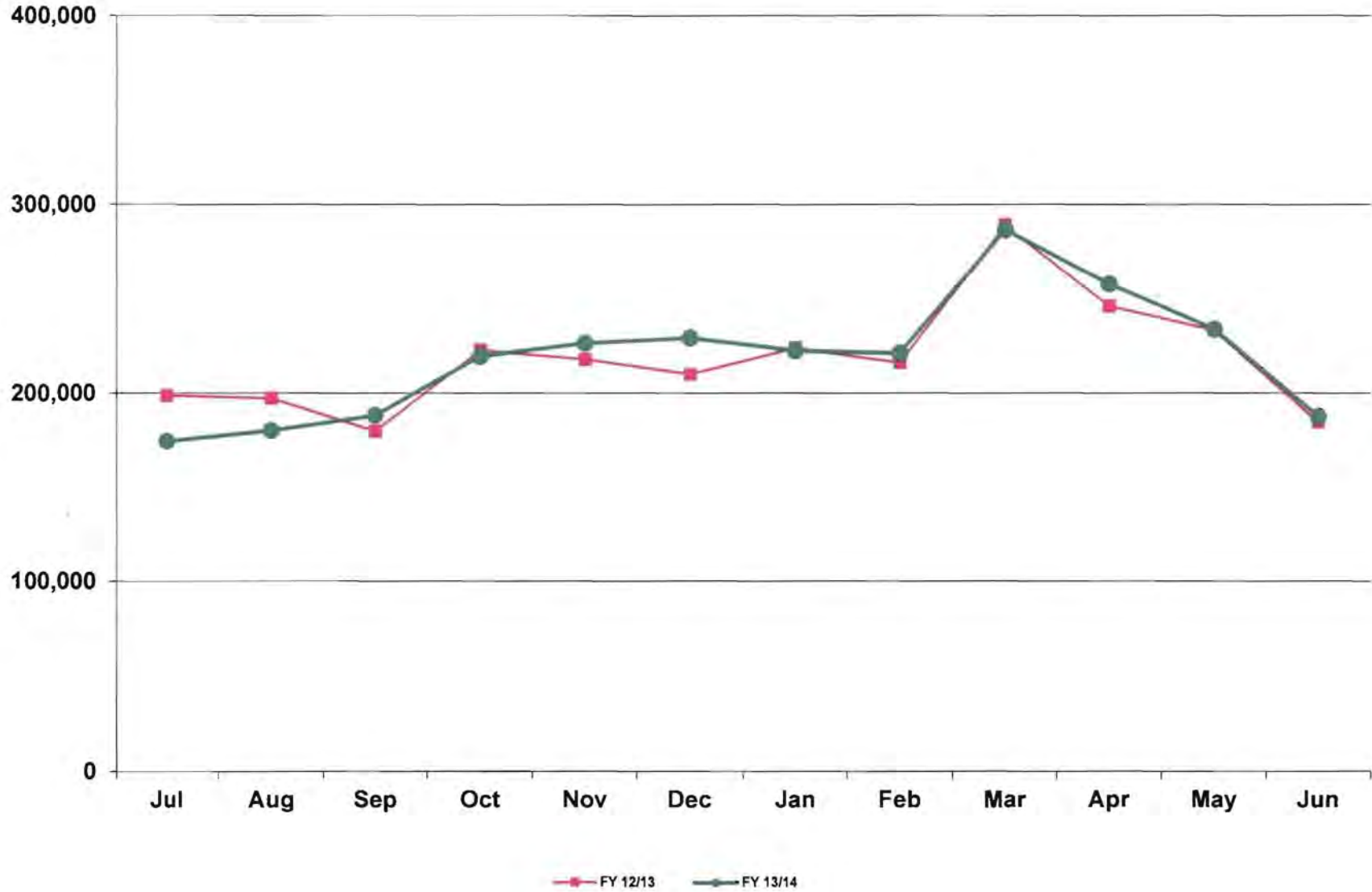
Sky Harbor International Airport
Landing Weights (in Thousands) Fiscal Year 2013/14 - All Airlines

Airline	Jul	Aug	Sep	Oct	Nov	Dec	Jan	Feb	Mar	Apr	May	Jun	Total
Aerovias de Mexico dba Aeromexico	1,319	1,234	1,276	1,319	1,276	1,276	1,319	1,064	1,319	1,276	1,276	1,234	15,188
Air Canada	4,170	4,170	4,043	5,418	11,204	12,037	10,863	10,951	12,580	10,809	4,324	4,118	94,687
Alaska Airlines	24,289	25,437	23,689	27,146	28,156	28,309	30,842	29,740	35,197	32,797	26,859	25,253	337,714
American Airlines	50,283	51,409	56,023	59,609	59,842	68,699	69,893	63,958	70,826	71,951	66,093	52,021	740,607
British Airways	19,489	19,489	18,860	19,489	18,231	18,860	19,489	16,974	19,489	18,860	19,489	18,860	227,579
Delta Air Lines	110,642	113,238	96,430	111,952	108,465	107,037	109,440	99,940	152,424	126,131	114,981	105,301	1,355,981
Frontier Airlines	14,191	15,539	17,436	19,420	17,795	17,963	17,985	17,178	19,147	18,913	19,927	18,688	214,182
Great Lakes Aviation	3,397	3,397	3,172	3,091	2,785	2,560	2,254	2,141	1,465	902	1,079	1,240	27,483
Hawaiian Airlines	9,920	9,920	9,600	9,895	9,575	9,745	9,845	8,910	9,670	9,425	9,770	9,525	115,800
jetBlue Airways	8,804	8,662	7,384	8,804	8,520	8,520	7,384	7,100	8,662	8,378	8,804	8,236	99,258
MN Airlines dba Sun Country			2,730	4,302	4,583	5,700	4,622	4,408	4,908	4,212	2,488	1,163	39,116
Southwest Airlines	639,666	620,036	579,508	609,208	563,928	593,958	576,114	530,404	639,984	615,566	618,008	608,008	7,194,388
Spirit Airlines				965	14,271	17,143	17,204	15,864	17,564	16,982	8,805	8,353	117,151
United Airlines	68,028	70,040	78,903	87,908	90,386	89,513	86,227	83,295	109,409	85,265	92,284	71,863	1,013,121
US Airways	1,042,358	992,210	871,669	966,980	955,284	994,266	972,582	865,165	1,072,581	954,270	991,694	1,051,538	11,730,597
Volaris				1,003	1,868	3,706	3,890	3,450	3,905	3,545	2,297	1,892	25,556
WestJet	4,501	4,535	5,939	9,917	27,083	27,893	28,382	26,110	28,555	24,681	6,688	6,120	200,404
Passenger	2,001,057	1,939,316	1,776,662	1,946,426	1,923,252	2,007,185	1,968,335	1,786,652	2,207,685	2,003,963	1,994,866	1,993,413	23,548,812
ABX Air	11,729	12,361	10,608	12,534	11,240	11,262	12,328	10,413	11,516	12,426	11,784	11,196	139,397
Airnet Systems	432	479	326	378	382	366	335	331	328	157	108	120	3,742
Ameriflight	4,508	4,679	3,722	4,690	4,093	3,812	4,352	3,887	4,363	4,728	4,707	4,360	51,901
Empire Airlines	765	842	697	833	935	961	910	961	808	867	825	731	10,135
Federal Express	50,471	54,756	48,934	59,851	62,416	102,223	65,272	57,789	58,265	60,642	59,416	55,664	735,699
IFL Group	986	1,044	928	1,160	986	986	1,044	928	928	986	1,044	928	11,948
United Parcel Service	34,317	36,934	32,243	37,141	36,783	80,355	37,026	33,017	33,846	35,089	34,887	32,323	463,961
Cargo	103,208	111,095	97,458	116,587	116,835	199,965	121,267	107,326	110,054	114,895	112,771	105,322	1,416,783
Grand Total	2,104,265	2,050,411	1,874,120	2,063,013	2,040,087	2,207,150	2,089,602	1,893,978	2,317,739	2,118,858	2,107,637	2,098,735	24,965,595

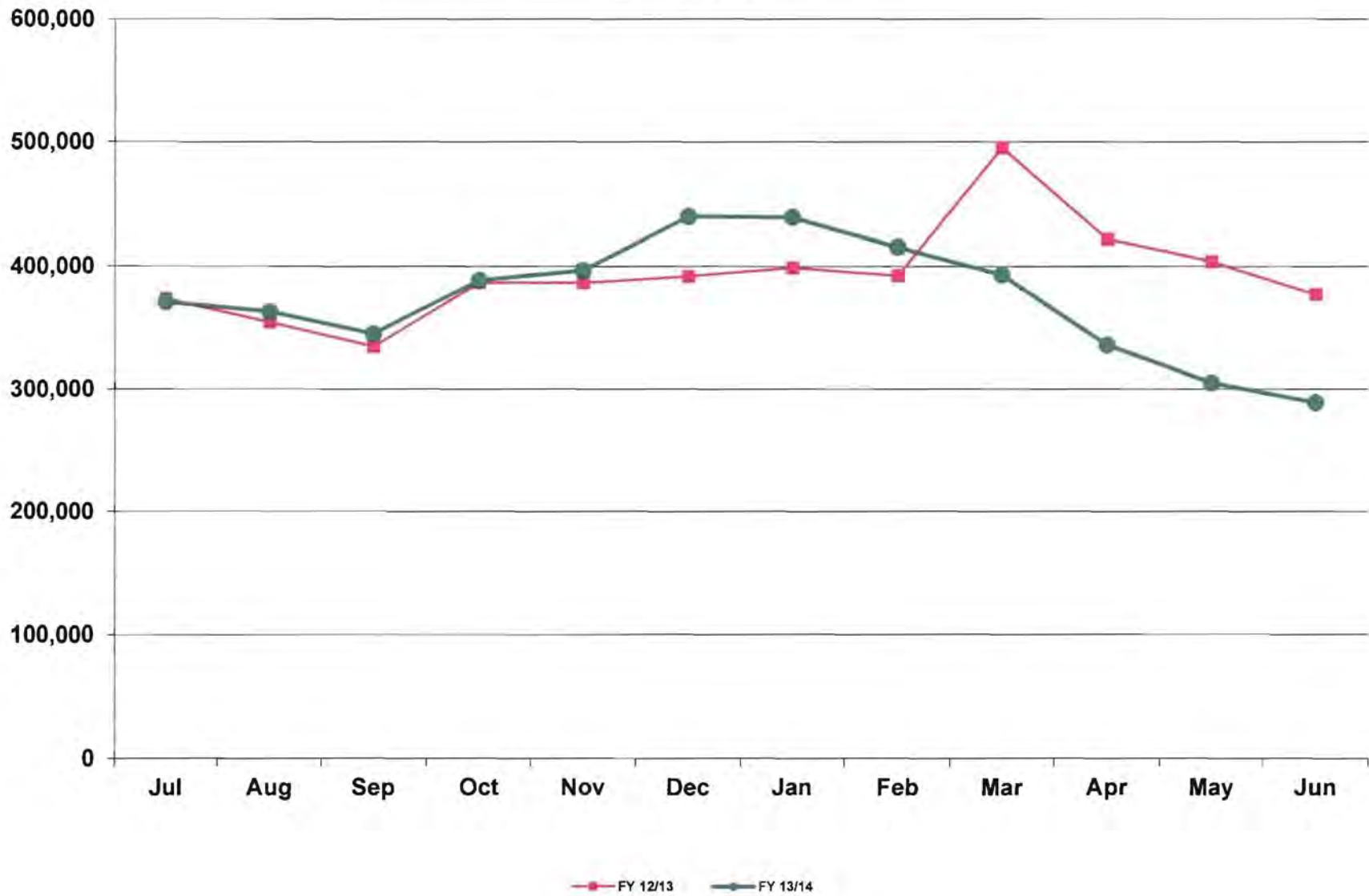
Sky Harbor International Airport
Landing Weights (in Thousands) Fiscal Year 2013/14 - Rates & Charges Airlines

Airline	Jul	Aug	Sep	Oct	Nov	Dec	Jan	Feb	Mar	Apr	May	Jun	Total
Aerovias de Mexico dba Aeromexico	1,319	1,234	1,276	1,319	1,276	1,276	1,319	1,064	1,319	1,276	1,276	1,234	15,188
Air Canada	4,170	4,170	4,043	5,418	11,204	12,037	10,863	10,951	12,580	10,809	4,324	4,118	94,687
Alaska Airlines	24,289	25,437	23,689	27,146	28,156	28,309	30,842	29,740	35,197	32,797	26,859	25,253	337,714
American Airlines	50,283	51,409	56,023	59,609	59,842	68,699	69,893	63,958	70,826	71,951	66,093	52,021	740,607
British Airways	19,489	19,489	18,860	19,489	18,231	18,860	19,489	16,974	19,489	18,860	19,489	18,860	227,579
Delta Air Lines	110,642	113,238	96,430	111,952	108,465	107,037	109,440	99,940	152,424	126,131	114,981	105,301	1,355,981
Frontier Airlines	14,191	15,539	17,436	19,420	17,795	17,963	17,985	17,178	19,147	18,913	19,927	18,688	214,182
Great Lakes Aviation	3,397	3,397	3,172	3,091	2,785	2,560	2,254	2,141	1,465	902	1,079	1,240	27,483
Hawaiian Airlines	9,920	9,920	9,600	9,895	9,575	9,745	9,845	8,910	9,670	9,425	9,770	9,525	115,800
jetBlue Airways	8,804	8,662	7,384	8,804	8,520	8,520	7,384	7,100	8,662	8,378	8,804	8,236	99,258
MN Airlines dba Sun Country			2,730	4,302	4,583	5,700	4,622	4,408	4,908	4,212	2,488	1,163	39,116
Southwest Airlines	639,666	620,036	579,508	609,208	563,928	593,958	576,114	530,404	639,984	615,566	618,008	608,008	7,194,388
Spirit Airlines				965	14,271	17,143	17,204	15,864	17,564	16,982	8,805	8,353	117,151
United Airlines	68,028	70,040	78,903	87,908	90,386	89,513	86,227	83,295	109,409	85,265	92,284	71,863	1,013,121
US Airways	1,042,358	992,210	871,669	966,980	955,284	994,266	972,582	865,165	1,072,581	954,270	991,694	1,051,538	11,730,597
Volaris				1,003	1,868	3,706	3,890	3,450	3,905	3,545	2,297	1,892	25,556
WestJet	4,501	4,535	5,939	9,917	27,083	27,893	28,382	26,110	28,555	24,681	6,688	6,120	200,404
Passenger	2,001,057	1,939,316	1,776,662	1,946,426	1,923,252	2,007,185	1,968,335	1,786,652	2,207,685	2,003,963	1,994,866	1,993,413	23,548,812
ABX Air	11,729	12,361	10,608	12,534	11,240	11,262	12,328	10,413	11,516	12,426	11,784	11,196	139,397
Federal Express	50,471	54,756	48,934	59,851	62,416	102,223	65,272	57,789	58,265	60,642	59,416	55,664	735,699
IFL Group	986	1,044	928	1,160	986	986	1,044	928	928	986	1,044	928	11,948
United Parcel Service	34,317	36,934	32,243	37,141	36,783	80,355	37,026	33,017	33,846	35,089	34,887	32,323	463,961
Cargo	97,503	105,095	92,713	110,686	111,425	194,826	115,670	102,147	104,555	109,143	107,131	100,111	1,351,005
Grand Total	2,098,560	2,044,411	1,869,375	2,057,112	2,034,677	2,202,011	2,084,005	1,888,799	2,312,240	2,113,106	2,101,997	2,093,524	24,899,817

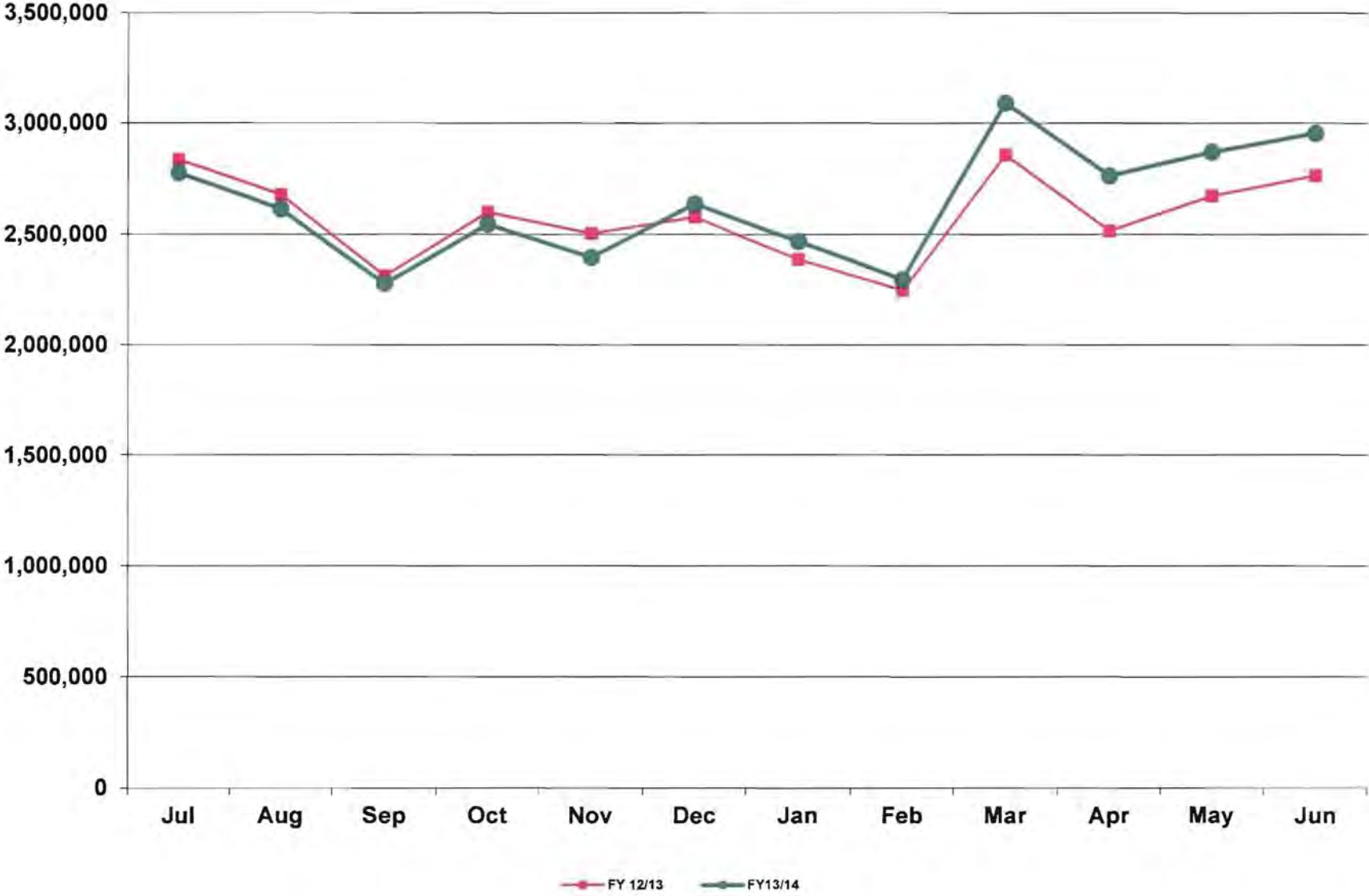
Phoenix Sky Harbor International Airport
Domestic Enplaned/Deplaned Passengers Terminal 2
June 2014



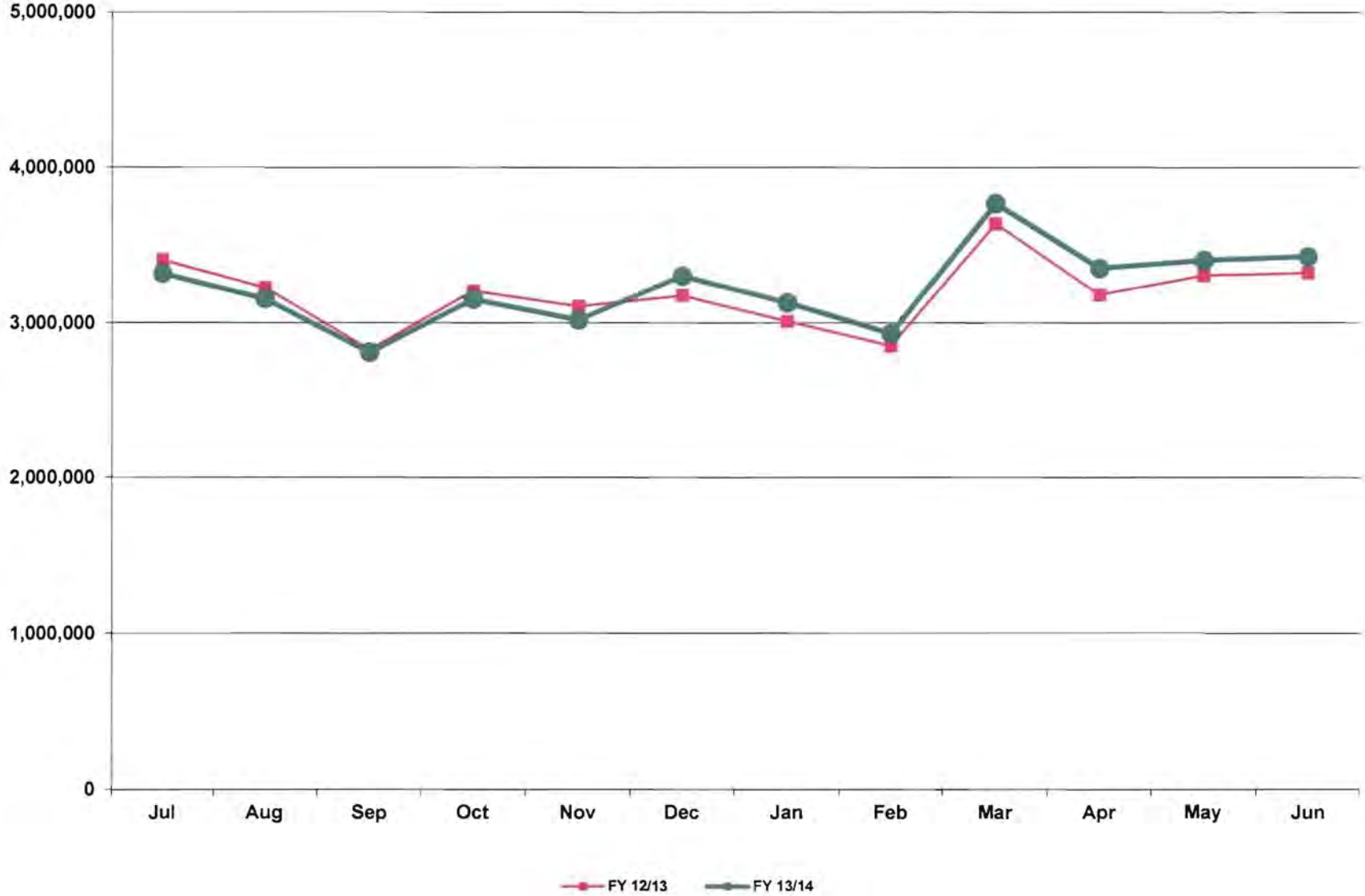
Phoenix Sky Harbor International Airport
Domestic Enplaned/Deplaned Passengers Terminal 3
June 2014



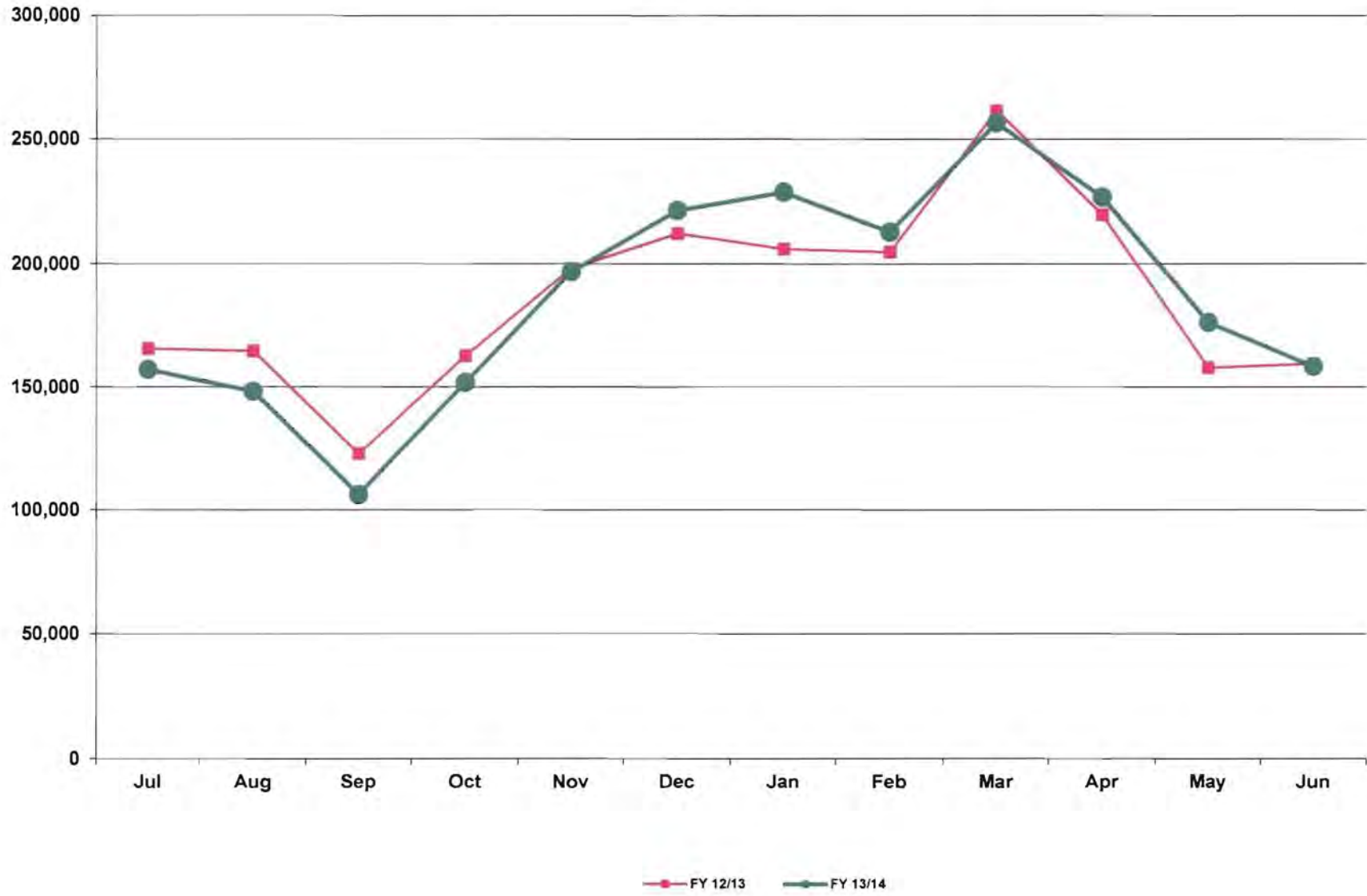
Phoenix Sky Harbor International Airport
Domestic Enplaned/Deplaned Passengers Terminal 4
June 2014



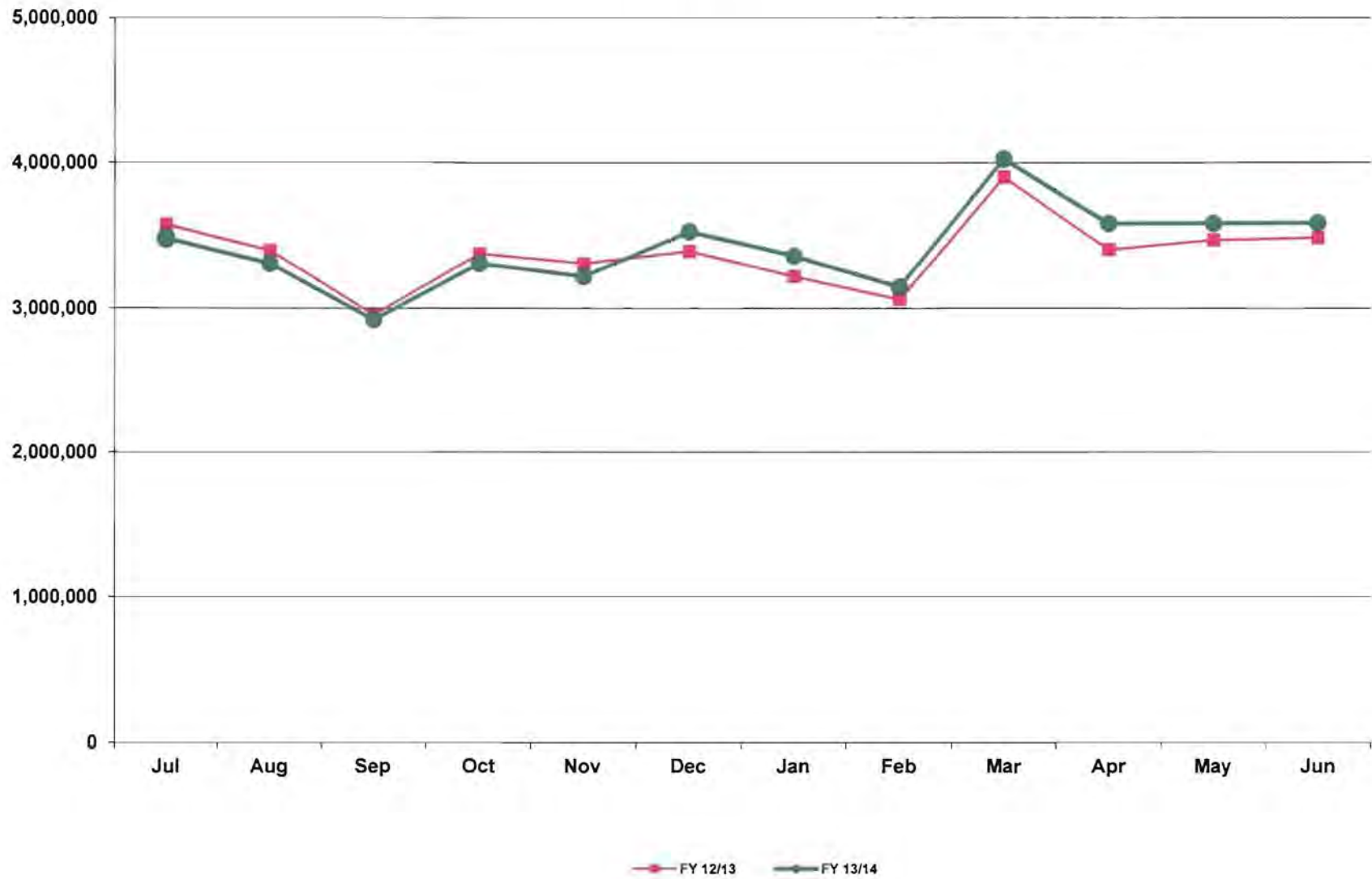
Phoenix Sky Harbor International Airport
Total Domestic Enplaned/Deplaned Passengers
June 2014



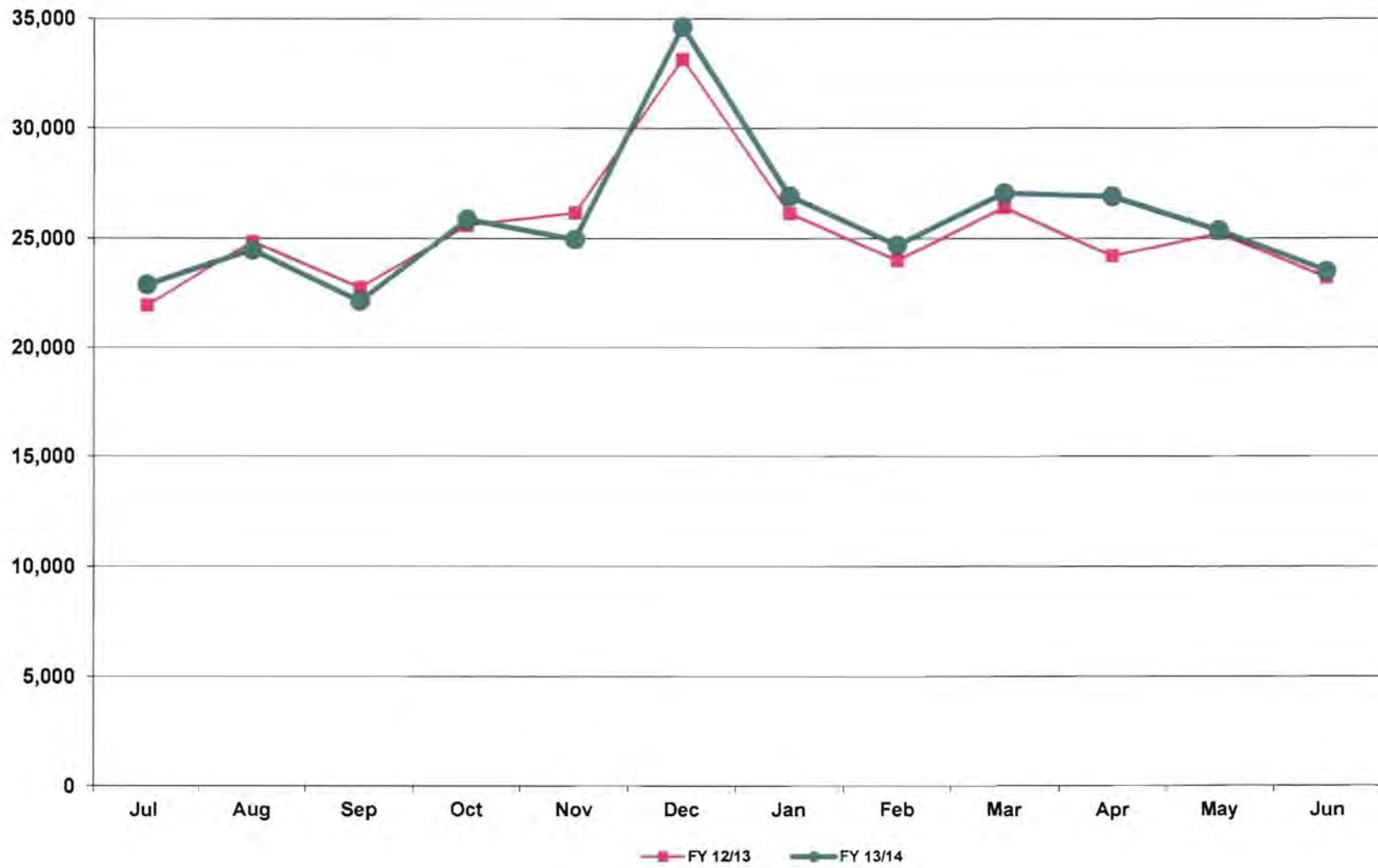
Phoenix Sky Harbor International Airport
Total International Enplaned/Deplaned Passengers
June 2014



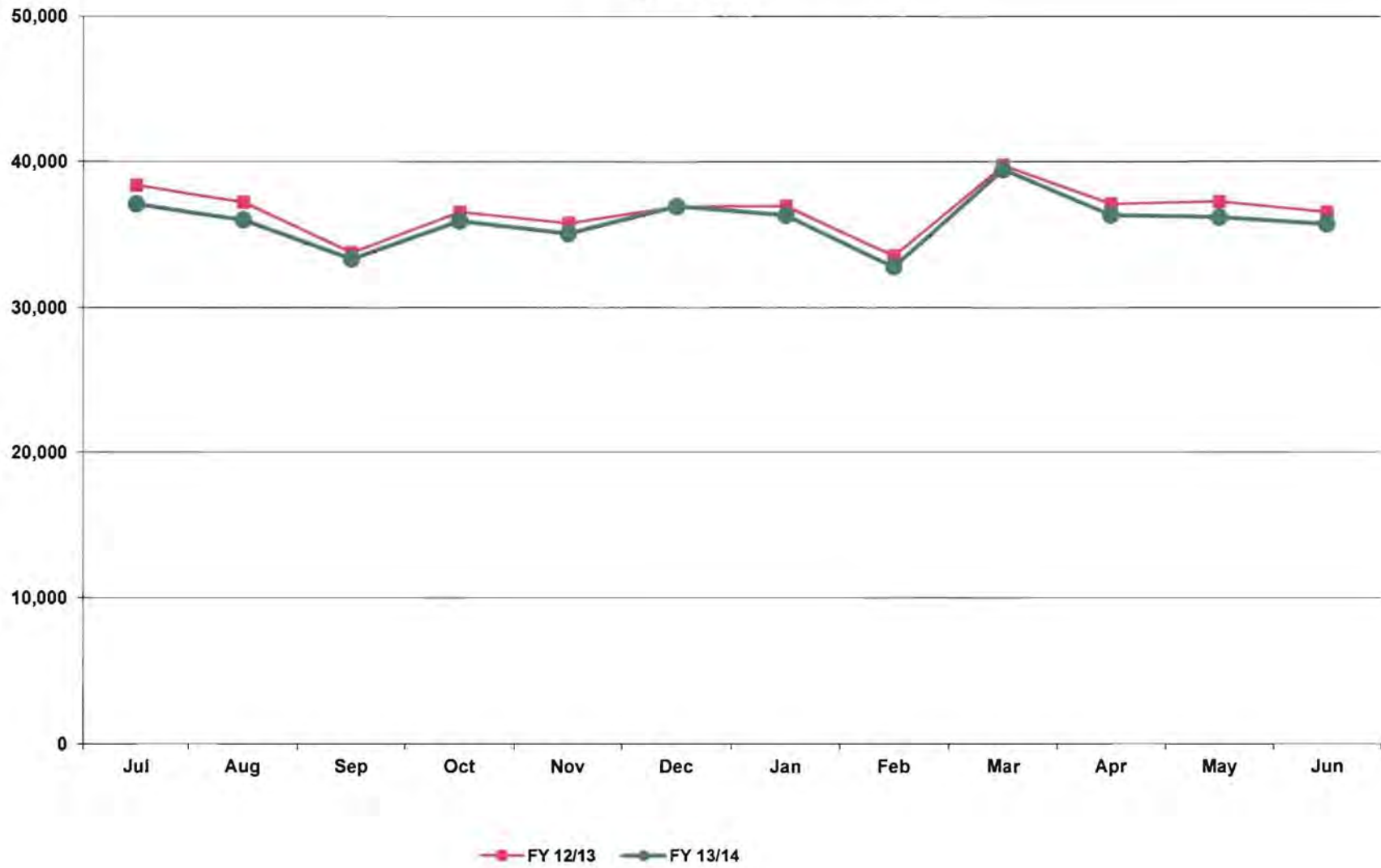
Phoenix Sky Harbor International Airport
Total Enplaned/Deplaned Passengers
June 2014



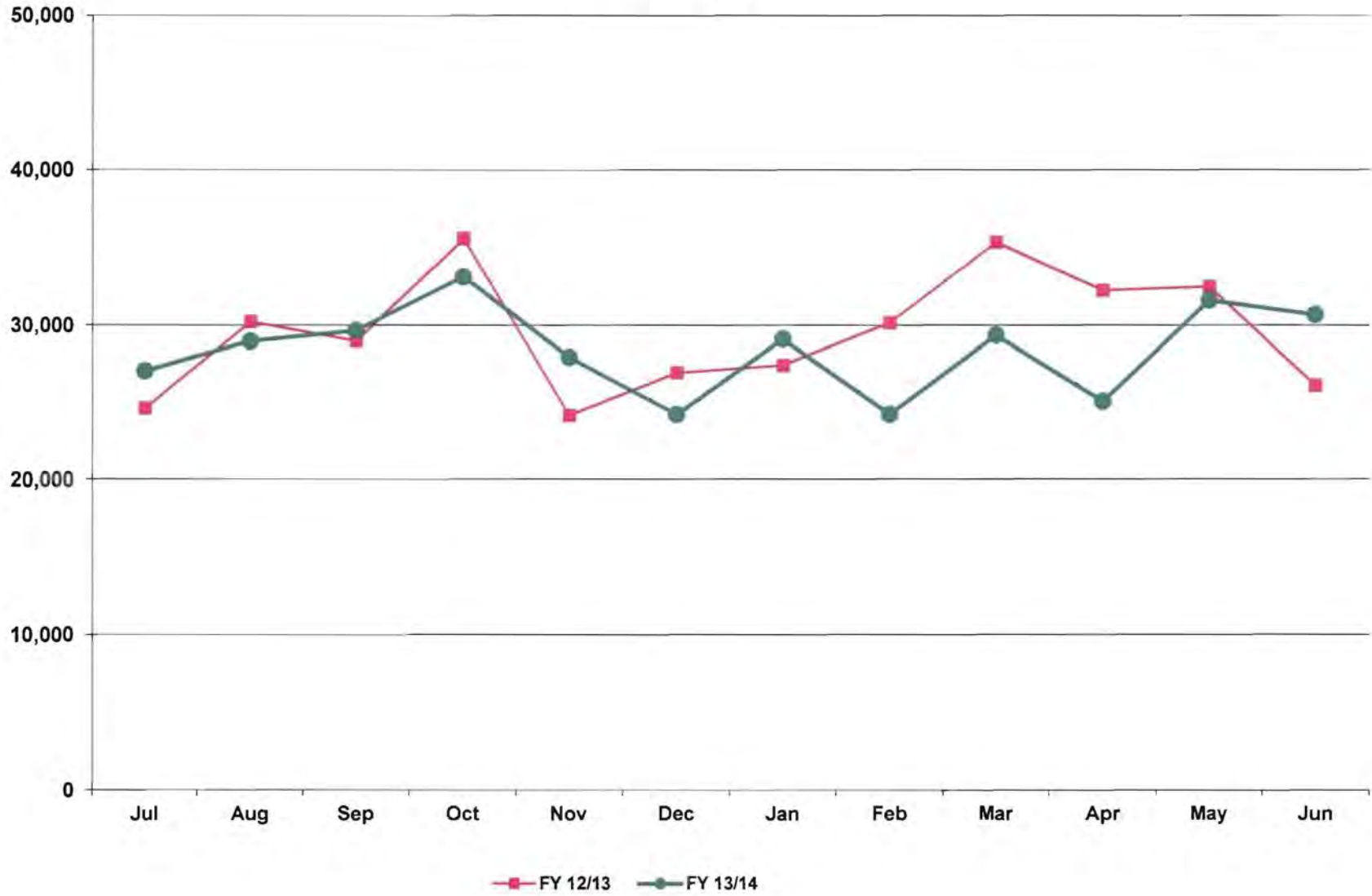
Phoenix Sky Harbor International Airport
Total Enplaned/Deplaned Cargo (Tons)
June 2014



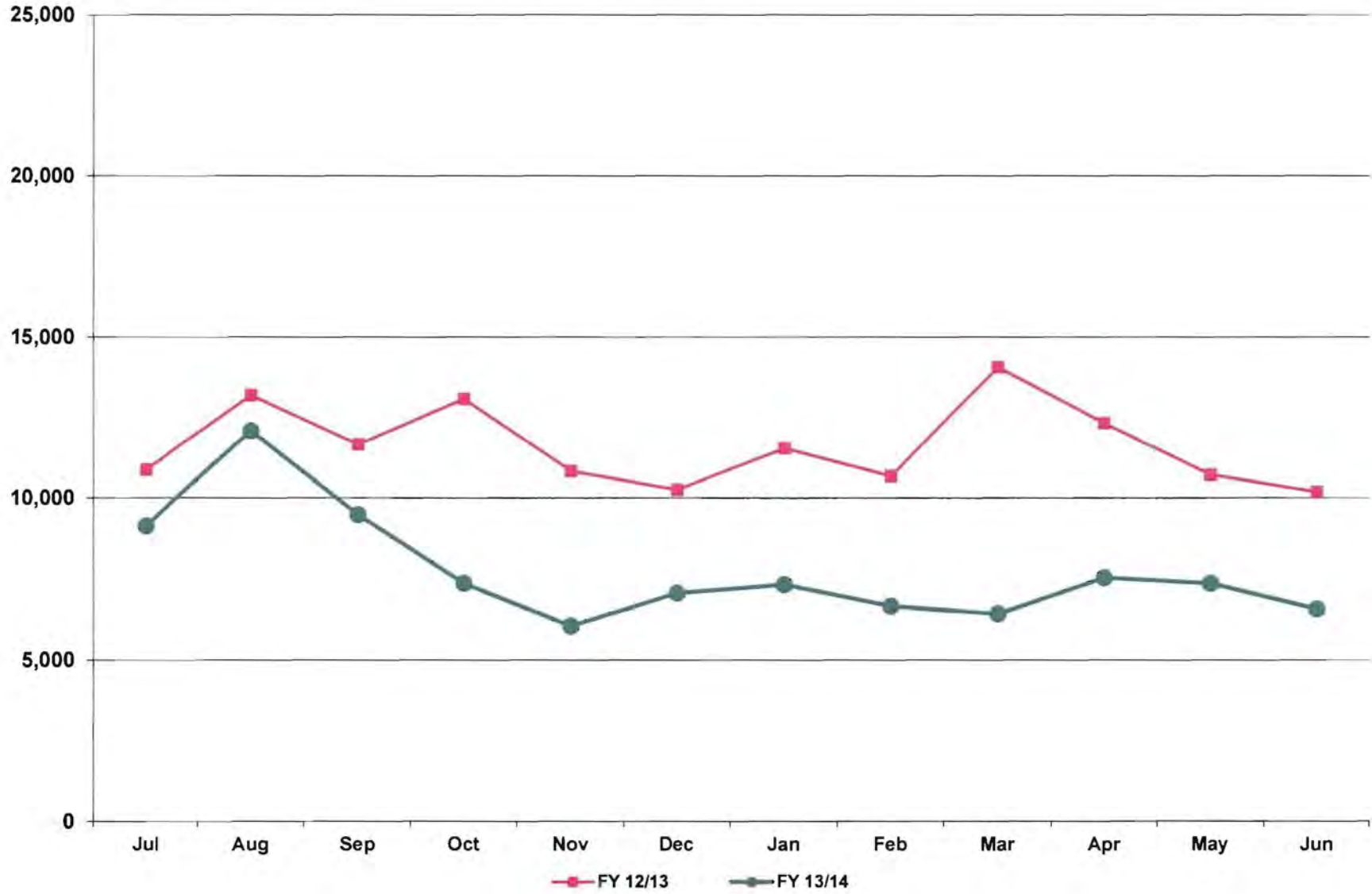
Phoenix Sky Harbor International Airport
Aircraft Operations
June 2014



Deer Valley Airport
Aircraft Operations
June 2014



Goodyear Airport
Aircraft Operations
June 2014



**City of Phoenix Aviation Department
Sky Harbor International Airport
Financial Management Division
Monthly Statistical Reports – July 2014
Table of Contents**

Reports:

- 1 Passengers, Cargo, and Aircraft Operations
- 2 Passenger Activity Report
- 3 Passenger and Activity Worksheet July 2014
- 4 Passenger and Activity Worksheet July 2013
- 5 Enplaned Passengers by Carrier for Fiscal Year 2014/15
- 6 Deplaned Passengers by Carrier for Fiscal Year 2014/15
- 7 Total Passengers by Carrier for Fiscal Year 2014/15
- 8 Enplaned Passengers by Carrier for Calendar Year 2014
- 9 Deplaned Passengers by Carrier for Calendar Year 2014
- 10 Total Passengers by Carrier for Calendar Year 2014
- 11 Airline Landing Weights – All Airlines for Fiscal Year 2014/15
- 12 Airline Landing Weights – Rates & Charges Airlines Only for Fiscal Year 2014/15

Graphs:

- 1 Domestic Enplaned / Deplaned Passengers Terminal 2
- 2 Domestic Enplaned / Deplaned Passengers Terminal 3
- 3 Domestic Enplaned / Deplaned Passengers Terminal 4
- 4 Total Domestic Enplaned / Deplaned Passengers
- 5 Total International Enplaned / Deplaned Passengers
- 6 Total Enplaned / Deplaned Passengers
- 7 Total Enplaned / Deplaned Cargo (in Tons)
- 8 Sky Harbor International Airport Aircraft Operations
- 9 Deer Valley Airport Aircraft Operations
- 10 Goodyear Airport Aircraft Operations

PASSENGERS, CARGO, AND AIRCRAFT OPERATIONS AT PHOENIX AIRPORTS: July 2014

July	2014	2013	%Chg	Fiscal YTD 2014/15	Fiscal YTD 2013/2014	%Chg	Calendar YTD 2014	Calendar YTD 2013	%Chg
PASSENGERS									
T2	88,182	86,393	2.1%	88,182	86,393	2.1%	791,775	794,033	-0.3%
T3	148,074	184,152	-19.6%	148,074	184,152	-19.6%	1,248,488	1,433,373	-12.9%
T4	1,500,251	1,375,045	9.1%	1,500,251	1,375,045	9.1%	9,762,731	9,131,881	6.9%
International	82,762	76,742	7.8%	82,762	76,742	7.8%	713,638	708,631	0.7%
Total Enplaned	1,819,269	1,722,332	5.6%	1,819,269	1,722,332	5.6%	12,516,632	12,067,918	3.7%
T2	87,814	88,268	-0.5%	87,814	88,268	-0.5%	796,523	775,487	2.7%
T3	147,848	187,015	-20.9%	147,848	187,015	-20.9%	1,236,285	1,426,790	-13.4%
T4	1,537,145	1,404,171	9.5%	1,537,145	1,404,171	9.5%	9,731,615	9,085,198	7.1%
International	88,477	80,517	9.9%	88,477	80,517	9.9%	717,929	693,558	3.5%
Total Deplaned	1,861,284	1,759,971	5.8%	1,861,284	1,759,971	5.8%	12,482,352	11,981,033	4.2%
Total	3,680,553	3,482,303	5.7%	3,680,553	3,482,303	5.7%	24,998,984	24,048,951	4.0%
CARGO									
Freight enplaned	12,018	10,991	9.3%	12,018	10,991	9.3%	82,304	79,028	4.1%
Freight deplaned	9,609	9,531	0.8%	9,609	9,531	0.8%	70,433	73,704	-4.4%
Total Freight	21,627	20,522	5.4%	21,627	20,522	5.4%	152,737	152,732	0.0%
Mail enplaned	2,236	1,305	71.3%	2,236	1,305	71.3%	15,493	9,026	71.6%
Mail deplaned	1,609	1,069	50.5%	1,609	1,069	50.5%	11,903	10,382	14.7%
Total Mail	3,845	2,374	62.0%	3,845	2,374	62.0%	27,396	19,408	41.2%
Total (Tons)	25,472	22,896	11.3%	25,472	22,896	11.3%	180,133	172,140	4.6%
AIRCRAFT OPERATIONS									
Air Carrier/Air Taxi	35,317	35,431	-0.3%	35,317	35,431	-0.3%	240,459	244,520	-1.7%
General Aviation	1,425	1,532	-7.0%	1,425	1,532	-7.0%	12,235	12,485	-2.0%
Military	138	193	-28.5%	138	193	-28.5%	1,439	1,497	-3.9%
Sky Harbor International	36,880	37,156	-0.7%	36,880	37,156	-0.7%	254,133	258,502	-1.7%
Air Carrier/Air Taxi	422	400	5.5%	422	400	5.5%	3,299	2,696	22.4%
General Aviation	25,711	26,638	-3.5%	25,711	26,638	-3.5%	193,038	208,175	-7.3%
Military	9	24	-62.5%	9	24	-62.5%	50	51	-2.0%
Deer Valley Airport	26,142	27,062	-3.4%	26,142	27,062	-3.4%	196,387	210,922	-6.9%
Air Carrier/Air Taxi	353	96	267.7%	353	96	267.7%	1,860	570	226.3%
General Aviation	5,424	8,732	-37.9%	5,424	8,732	-37.9%	43,785	75,807	-42.2%
Military	111	311	-64.3%	111	311	-64.3%	2,103	2,235	-5.9%
Goodyear Airport	5,888	9,139	-35.6%	5,888	9,139	-35.6%	47,748	78,612	-39.3%
Total	68,910	73,357	-6.1%	68,910	73,357	-6.1%	498,268	548,036	-9.1%

Passenger Activity Report * * * Sky Harbor International Airport * * * July 2014

Airline	Enplaned Passengers			Deplaned Passengers			Total Passengers		
	2014	2013	% Chg	2014	2013	% Chg	2014	2013	% Chg
TERMINAL 2									
Alaska Airlines	25,780	23,135	11.4%	25,042	22,606	10.8%	50,822	45,741	11.1%
Great Lakes Aviation	487	1,296	-62.4%	431	1,368	-68.5%	918	2,664	-65.5%
United Airlines	61,915	61,962	-0.1%	62,341	64,294	-3.0%	124,256	126,256	-1.6%
Total	88,182	86,393	2.1%	87,814	88,268	-0.5%	175,996	174,661	0.8%
TERMINAL 3									
American Airlines		48,924	-100.0%		51,946	-100.0%		100,870	-100.0%
Delta Air Lines	105,945	106,435	-0.5%	104,537	104,870	-0.3%	210,482	211,305	-0.4%
Frontier Airlines	19,787	13,306	48.7%	19,966	14,390	38.7%	39,753	27,696	43.5%
Hawaiian Airlines	6,834	7,241	-5.6%	7,177	7,411	-3.2%	14,011	14,652	-4.4%
jetBlue Airways	7,419	8,246	-10.0%	7,804	8,398	-7.1%	15,223	16,644	-8.5%
Spirit Airlines	8,089		N/A	8,364		N/A	16,453		N/A
Total	148,074	184,152	-19.6%	147,848	187,015	-20.9%	295,922	371,167	-20.3%
TERMINAL 4									
Aerovias de Mexico dba Aeromexico	1,078	1,055	2.2%	1,263	1,200	5.3%	2,341	2,255	3.8%
Air Canada	3,613	3,202	12.8%	3,406	3,203	6.3%	7,019	6,405	9.6%
AirTran Airways			N/A			N/A			N/A
American Airlines	64,567		N/A	67,606		N/A	132,173		N/A
British Airways	7,992	7,880	1.4%	10,253	10,312	-0.6%	18,245	18,192	0.3%
Southwest Airlines	558,987	540,624	3.4%	567,366	548,813	3.4%	1,126,353	1,089,437	3.4%
US Airways	939,513	895,105	5.0%	967,876	916,874	5.6%	1,907,389	1,811,979	5.3%
Volaris	1,972		N/A	2,341		N/A	4,313		N/A
WestJet	5,291	3,921	34.9%	5,511	4,286	28.6%	10,802	8,207	31.6%
Total	1,583,013	1,451,787	9.0%	1,625,622	1,484,688	9.5%	3,208,635	2,936,475	9.3%
GRAND TOTAL	1,819,269	1,722,332	5.6%	1,861,284	1,759,971	5.8%	3,680,553	3,482,303	5.7%

Sky Harbor International Airport - Passenger and Activity Worksheet July 2014

Airline	Enplaned Passengers				Deplaned Passengers			Freight		Mail		Landed Weight	Landings				
	Domestic	Connect	Internat'l	Total	Domestic	Internat'l	Total	Enplaned	Deplaned	Enplaned	Deplaned						
TERMINAL 2																	
Alaska Airlines	25,780			25,780	25,042		25,042	7,198	45,319			25,230,200	180				
Great Lakes Aviation	487			487	431		431	43	550			1,304,100	81				
United Airlines	61,915			61,915	62,341		62,341	59,308	76,863	259,256	325,145	64,220,787	631				
Subtotal Terminal 2	88,182			88,182	87,814		87,814	66,549	122,732	259,256	325,145	90,755,087	892				
TERMINAL 3																	
Delta Air Lines	105,945			105,945	104,537		104,537	43,222	89,806	394,631	282,958	108,225,000	796				
Frontier Airlines	19,787			19,787	19,966		19,966					20,022,020	147				
Hawaiian Airlines	6,834			6,834	7,177		7,177	92,034	37,364			9,920,000	31				
jetBlue Airways	7,419			7,419	7,804		7,804					8,378,000	59				
Spirit Airlines	8,089			8,089	8,364		8,364					8,895,538	64				
Subtotal Terminal 3	148,074			148,074	147,848		147,848	135,256	127,170	394,631	282,958	155,440,558	1,097				
TERMINAL 4																	
Aerovias de Mexico dba Aeromexico			1,078	1,078		1,263	1,263					1,319,019	31				
Air Canada			3,613	3,613		3,406	3,406	2,231	877			4,245,400	31				
American Airlines	64,567			64,567	67,606		67,606	6,256	15,743			65,142,500	510				
British Airways			7,992	7,992		10,253	10,253	337,194	497,347			19,488,832	31				
Southwest Airlines	369,844	189,143		558,987	567,366		567,366	1,318,172	1,386,913			623,450,000	4,938				
US Airways	451,921	424,776	62,816	939,513	902,173	65,703	967,876	1,317,756	738,512	3,625,893	2,461,513	1,079,914,500	8,789				
Volaris			1,972	1,972		2,341	2,341					2,037,070	14				
WestJet			5,291	5,291		5,511	5,511					6,214,900	44				
Subtotal Terminal 4	886,332	613,919	82,762	1,583,013	1,537,145	88,477	1,625,622	2,981,609	2,639,392	3,625,893	2,461,513	1,801,812,221	14,388				
Total Passenger Airlines	1,122,588	613,919	82,762	1,819,269	1,772,807	88,477	1,861,284	3,183,414	2,889,294	4,279,780	3,069,616	2,048,007,866	16,377				
AIR CARGO (SOUTH)																	
Federal Express								12,724,921	8,080,162			60,309,700	157				
United Parcel Service								5,816,066	5,721,546	192,252	148,682	36,015,120	119				
Subtotal Air Cargo (South)								18,540,987	13,801,708	192,252	148,682	96,324,820	276				
AIR CARGO (WEST)																	
ABX Air								1,658,328	1,808,019			11,990,000	44				
Airnet Systems								220	204			72,700	6				
Ameriflight								440,570	381,407			4,705,554	349				
Empire Airlines								101,085	91,627			790,500	93				
IFL Group								112,296	245,617			1,160,000	20				
Subtotal Air Cargo (West)								2,312,499	2,526,874			18,718,754	512				
Total Cargo Airlines								20,853,486	16,328,582	192,252	148,682	115,043,574	788				
Grand Total	1,122,588	613,919	82,762	1,819,269	1,772,807	88,477	1,861,284	24,036,900	19,217,876	4,472,032	3,218,298	2,163,051,440	17,165				
Total All Passengers:	3,680,553																
								Total Air Cargo in Tons:	12,018	+	9,609	+	2,236	+	1,609	=	25,473

Sky Harbor International Airport - Passenger and Activity Worksheet July 2013

Airline	Enplaned Passengers				Deplaned Passengers			Freight		Mail		Landed Weight	Landings
	Domestic	Connect	Internat'l	Total	Domestic	Internat'l	Total	Enplaned	Deplaned	Enplaned	Deplaned		
TERMINAL 2													
Alaska Airlines	23,135			23,135	22,606		22,606	7,455	20,794			24,289,300	185
Continental Airlines													
Great Lakes Aviation	1,296			1,296	1,368		1,368	98	184			3,397,100	211
United Airlines	61,962			61,962	64,294		64,294	47,984	55,399	138,503	152,527	68,027,980	658
Subtotal Terminal 2	86,393			86,393	88,268		88,268	55,537	76,377	138,503	152,527	95,714,380	1,054
TERMINAL 3													
American Airlines	48,924			48,924	51,946		51,946	2,658	62,097		20	50,282,500	470
Delta Air Lines	106,435			106,435	104,870		104,870	61,291	12,202	358,979	266,014	110,642,000	790
Frontier Airlines	13,306			13,306	14,390		14,390	11,285	24,247			14,190,910	107
Hawaiian Airlines	7,241			7,241	7,411		7,411	71,067	40,446			9,920,000	31
jetBlue Airways	8,246			8,246	8,398		8,398					8,804,000	62
Subtotal Terminal 3	184,152			184,152	187,015		187,015	146,301	138,992	358,979	266,034	193,839,410	1,460
TERMINAL 4													
Aerovias de Mexico dba Aeromexico			1,055	1,055		1,200	1,200					1,319,019	31
Air Canada			3,202	3,202		3,203	3,203	2,162	2,058	3,654	35	4,169,500	31
AirTran Airways													
British Airways			7,880	7,880		10,312	10,312	311,632	312,314			19,488,832	31
Southwest Airlines	351,197	189,427		540,624	548,813		548,813	1,191,791	1,290,007			639,666,000	5,107
US Airways	421,378	409,122	64,605	895,105	851,072	65,802	916,874	1,646,901	1,520,231	2,043,297	1,638,360	1,042,358,700	8,584
WestJet	3,921			3,921	4,286		4,286					4,501,100	31
Subtotal Terminal 4	776,496	598,549	76,742	1,451,787	1,404,171	80,517	1,484,688	3,152,486	3,124,610	2,046,951	1,638,395	1,711,503,151	13,815
Total Passenger Airlines	1,047,041	598,549	76,742	1,722,332	1,679,454	80,517	1,759,971	3,354,324	3,339,979	2,544,433	2,056,956	2,001,056,941	16,329
AIR CARGO (SOUTH)													
Federal Express								10,885,182	7,794,382			50,470,600	124
United Parcel Service								5,397,619	5,413,051	65,879	81,472	34,317,340	112
Subtotal Air Cargo (South)								16,282,801	13,207,433	65,879	81,472	84,787,940	236
AIR CARGO (WEST)													
ABX Air								1,681,902	1,787,880			11,729,000	43
Aimet Systems								13,024	18,482			432,300	38
Ameriflight								454,681	387,833			4,507,690	335
Empire Airlines								102,342	82,105			765,000	90
IFL Group								92,090	237,952			986,000	17
Subtotal Air Cargo (West)								2,344,039	2,514,252			18,419,990	523
Total Cargo Airlines								18,626,840	15,721,685	65,879	81,472	103,207,930	759
Grand Total	1,047,041	598,549	76,742	1,722,332	1,679,454	80,517	1,759,971	21,981,164	19,061,664	2,610,312	2,138,428	2,104,264,871	17,088
Total All Passengers:	3,482,303							Total Air Cargo in Tons: 10,991 + 9,531 + 1,305 + 1,069 = 22,896					

Sky Harbor International Airport - Enplaned Passengers by Carrier
Fiscal Year 2014/15

Airline	Jul	Aug	Sep	Oct	Nov	Dec	Jan	Feb	Mar	Apr	May	Jun	Total
TERMINAL 2													
Alaska Airlines	25,780												25,780
Great Lakes Aviation	487												487
United Airlines	61,915												61,915
Total	88,182												88,182
TERMINAL 3													
Delta Air Lines	105,945												105,945
Frontier Airlines	19,787												19,787
Hawaiian Airlines	6,834												6,834
jetBlue Airways	7,419												7,419
Spirit Airlines	8,089												8,089
Total	148,074												148,074
TERMINAL 4													
Aerovias de Mexico dba Aeromexico	1,078												1,078
Air Canada	3,613												3,613
American Airlines	64,567												64,567
British Airways	7,992												7,992
Southwest Airlines	558,987												558,987
US Airways	939,513												939,513
Volaris	1,972												1,972
WestJet	5,291												5,291
Total	1,583,013												1,583,013
GRAND TOTAL	1,819,269												1,819,269

Sky Harbor International Airport - Deplaned Passengers by Carrier
Fiscal Year 2014/15

Airline	Jul	Aug	Sep	Oct	Nov	Dec	Jan	Feb	Mar	Apr	May	Jun	Total
TERMINAL 2													
Alaska Airlines	25,042												25,042
Great Lakes Aviation	431												431
United Airlines	62,341												62,341
Total	87,814												87,814
TERMINAL 3													
Delta Air Lines	104,537												104,537
Frontier Airlines	19,966												19,966
Hawaiian Airlines	7,177												7,177
jetBlue Airways	7,804												7,804
Spirit Airlines	8,364												8,364
Total	147,848												147,848
TERMINAL 4													
Aerovias de Mexico dba Aeromexico	1,263												1,263
Air Canada	3,406												3,406
American Airlines	67,606												67,606
British Airways	10,253												10,253
Southwest Airlines	567,366												567,366
US Airways	967,876												967,876
Volaris	2,341												2,341
WestJet	5,511												5,511
Total	1,625,622												1,625,622
GRAND TOTAL	1,861,284												1,861,284

Sky Harbor International Airport - Total Passengers by Carrier
Fiscal Year 2014/15

Airline	Jul	Aug	Sep	Oct	Nov	Dec	Jan	Feb	Mar	Apr	May	Jun	Total
TERMINAL 2													
Alaska Airlines	50,822												50,822
Continental Airlines													
Great Lakes Aviation	918												918
United Airlines	124,256												124,256
Total	175,996												175,996
TERMINAL 3													
AirTran Airways													
American Airlines													
Delta Air Lines	210,482												210,482
Frontier Airlines	39,753												39,753
Hawaiian Airlines	14,011												14,011
jetBlue Airways	15,223												15,223
Midwest Airlines													
MN Airlines dba Sun Country													
Northwest Airlines													
Spirit Airlines	16,453												16,453
Total	295,922												295,922
TERMINAL 4													
Aerovias de Mexico dba Aeromexico	2,341												2,341
AirTran Airways													
Air Canada	7,019												7,019
American Airlines	132,173												132,173
British Airways	18,245												18,245
Southwest Airlines	1,126,353												1,126,353
US Airways	1,907,389												1,907,389
Volaris	4,313												4,313
WestJet	10,802												10,802
Total	3,208,635												3,208,635
GRAND TOTAL	3,680,553												3,680,553

Sky Harbor International Airport - Enplaned Passengers by Carrier
Calendar Year 2014

Airline	Jan	Feb	Mar	Apr	May	Jun	Jul	Aug	Sep	Oct	Nov	Dec	Total
TERMINAL 2													
Alaska Airlines	29,364	30,724	37,621	35,371	29,069	26,493	25,780						214,422
Great Lakes Aviation	520	509	551	349	391	445	487						3,252
United Airlines	81,340	79,430	106,758	83,926	91,727	69,005	61,915						574,101
Total	111,224	110,663	144,930	119,646	121,187	95,943	88,182						791,775
TERMINAL 3													
American Airlines	69,700	65,025											134,725
Delta Air Lines	102,742	97,455	139,288	119,382	108,775	103,936	105,945						777,523
Frontier Airlines	16,835	16,898	19,382	18,882	20,664	18,803	19,787						131,251
Hawaiian Airlines	7,367	6,379	6,792	6,419	7,422	7,168	6,834						48,381
jetBlue Airways	5,993	6,084	8,071	7,719	8,412	7,745	7,419						51,443
MN Airlines dba Sun Country	3,609	3,849	4,611	3,871	1,898	969							18,807
Spirit Airlines	13,398	14,087	17,651	16,055	8,369	8,709	8,089						86,358
Total	219,644	209,777	195,795	172,328	155,540	147,330	148,074						1,248,488
TERMINAL 4													
Aerovias de Mexico dba Aeromexico	1,355	906	1,234	1,075	1,086	1,226	1,078						7,960
Air Canada	8,866	9,725	12,133	10,640	4,169	3,837	3,613						52,983
American Airlines			74,445	74,999	68,887	52,974	64,567						335,872
British Airways	7,003	5,516	8,479	8,906	10,043	9,962	7,992						57,901
Southwest Airlines	481,394	469,902	609,057	562,739	571,412	563,150	558,987						3,816,641
US Airways	813,891	731,080	935,868	838,442	884,685	925,997	939,513						6,069,476
Volaris	2,520	1,862	2,473	2,328	1,597	1,727	1,972						14,479
WestJet	22,629	25,263	29,876	25,165	7,319	5,514	5,291						121,057
Total	1,337,658	1,244,254	1,673,565	1,524,294	1,549,198	1,564,387	1,583,013						10,476,369
GRAND TOTAL	1,668,526	1,564,694	2,014,290	1,816,268	1,825,925	1,807,660	1,819,269						12,516,632

Sky Harbor International Airport - Deplaned Passengers by Carrier
Calendar Year 2014

Airline	Jan	Feb	Mar	Apr	May	Jun	Jul	Aug	Sep	Oct	Nov	Dec	Total
TERMINAL 2													
Alaska Airlines	30,952	31,428	38,497	33,197	25,784	24,953	25,042						209,853
Great Lakes Aviation	614	510	491	347	388	417	431						3,198
United Airlines	80,157	79,004	103,273	105,274	86,883	66,721	62,341						583,653
Total	111,723	110,942	142,261	138,818	113,055	92,091	87,814						796,704
TERMINAL 3													
American Airlines	71,060	65,892											136,952
Delta Air Lines	97,243	100,000	139,913	114,416	105,304	100,458	104,537						761,871
Frontier Airlines	17,440	17,284	19,390	18,486	20,073	18,313	19,966						130,952
Hawaiian Airlines	7,512	6,411	7,240	6,585	7,062	6,877	7,177						48,864
jetBlue Airways	6,721	6,720	7,970	7,682	7,655	7,194	7,804						51,746
MN Airlines dba Sun Country	4,698	4,344	4,654	2,832	1,359	776							18,663
Spirit Airlines	15,213	15,066	18,442	13,581	8,257	8,314	8,364						87,237
Total	219,887	215,717	197,609	163,582	149,710	141,932	147,848						1,236,285
TERMINAL 4													
Aerovias de Mexico dba Aeromexico	1,357	842	1,147	1,116	928	967	1,263						7,620
Air Canada	9,631	10,457	11,968	9,422	3,456	2,836	3,406						51,176
American Airlines			74,086	71,780	67,346	53,545	67,606						334,363
British Airways	8,319	6,897	9,645	8,808	9,381	9,869	10,253						63,172
Southwest Airlines	489,476	473,468	605,474	535,927	548,190	550,127	567,366						3,770,028
US Airways	828,022	746,818	942,143	817,764	860,764	925,242	967,876						6,088,629
Volaris	2,868	2,064	2,248	2,068	1,826	1,945	2,341						15,360
WestJet	24,003	27,175	28,990	21,065	6,803	5,468	5,511						119,015
Total	1,363,676	1,267,721	1,675,701	1,467,950	1,498,694	1,549,999	1,625,622						10,449,363
GRAND TOTAL	1,695,286	1,594,380	2,015,571	1,770,350	1,761,459	1,784,022	1,861,284						12,482,352

Sky Harbor International Airport - Total Passengers by Carrier
Calendar Year 2014

Airline	Jan	Feb	Mar	Apr	May	Jun	Jul	Aug	Sep	Oct	Nov	Dec	Total
TERMINAL 2													
Alaska Airlines	60,316	62,152	76,118	68,568	54,853	51,446	50,822						424,275
Great Lakes Aviation	1,134	1,019	1,042	696	779	862	918						6,450
United Airlines	161,497	158,434	210,031	189,200	178,610	135,726	124,256						1,157,754
Total	222,947	221,605	287,191	258,464	234,242	188,034	175,996						1,588,479
TERMINAL 3													
American Airlines	140,760	130,917											271,677
Delta Air Lines	199,985	197,455	279,201	233,798	214,079	204,394	210,482						1,539,394
Frontier Airlines	34,275	34,182	38,772	37,368	40,737	37,116	39,753						262,203
Hawaiian Airlines	14,879	12,790	14,032	13,004	14,484	14,045	14,011						97,245
jetBlue Airways	12,714	12,804	16,041	15,401	16,067	14,939	15,223						103,189
MN Airlines dba Sun Country	8,307	8,193	9,265	6,703	3,257	1,745							37,470
Spirit Airlines	28,611	29,153	36,093	29,636	16,626	17,023	16,453						173,595
Total	439,531	425,494	393,404	335,910	305,250	289,262	295,922						2,484,773
TERMINAL 4													
Aerovias de Mexico dba Aeromexico	2,712	1,748	2,381	2,191	2,014	2,193	2,341						15,580
Air Canada	18,497	20,182	24,101	20,062	7,625	6,673	7,019						104,159
American Airlines			148,531	146,779	136,233	106,519	132,173						670,235
British Airways	15,322	12,413	18,124	17,714	19,424	19,831	18,245						121,073
Southwest Airlines	970,870	943,370	1,214,531	1,098,666	1,119,602	1,113,277	1,126,353						7,586,669
US Airways	1,641,913	1,477,898	1,878,011	1,656,206	1,745,449	1,851,239	1,907,389						12,158,105
Volaris	5,388	3,926	4,721	4,396	3,423	3,672	4,313						29,839
WestJet	46,632	52,438	58,866	46,230	14,122	10,982	10,802						240,072
Total	2,701,334	2,511,975	3,349,266	2,992,244	3,047,892	3,114,386	3,208,635						20,925,732
GRAND TOTAL	3,363,812	3,159,074	4,029,861	3,586,618	3,587,384	3,591,682	3,680,553						24,998,984

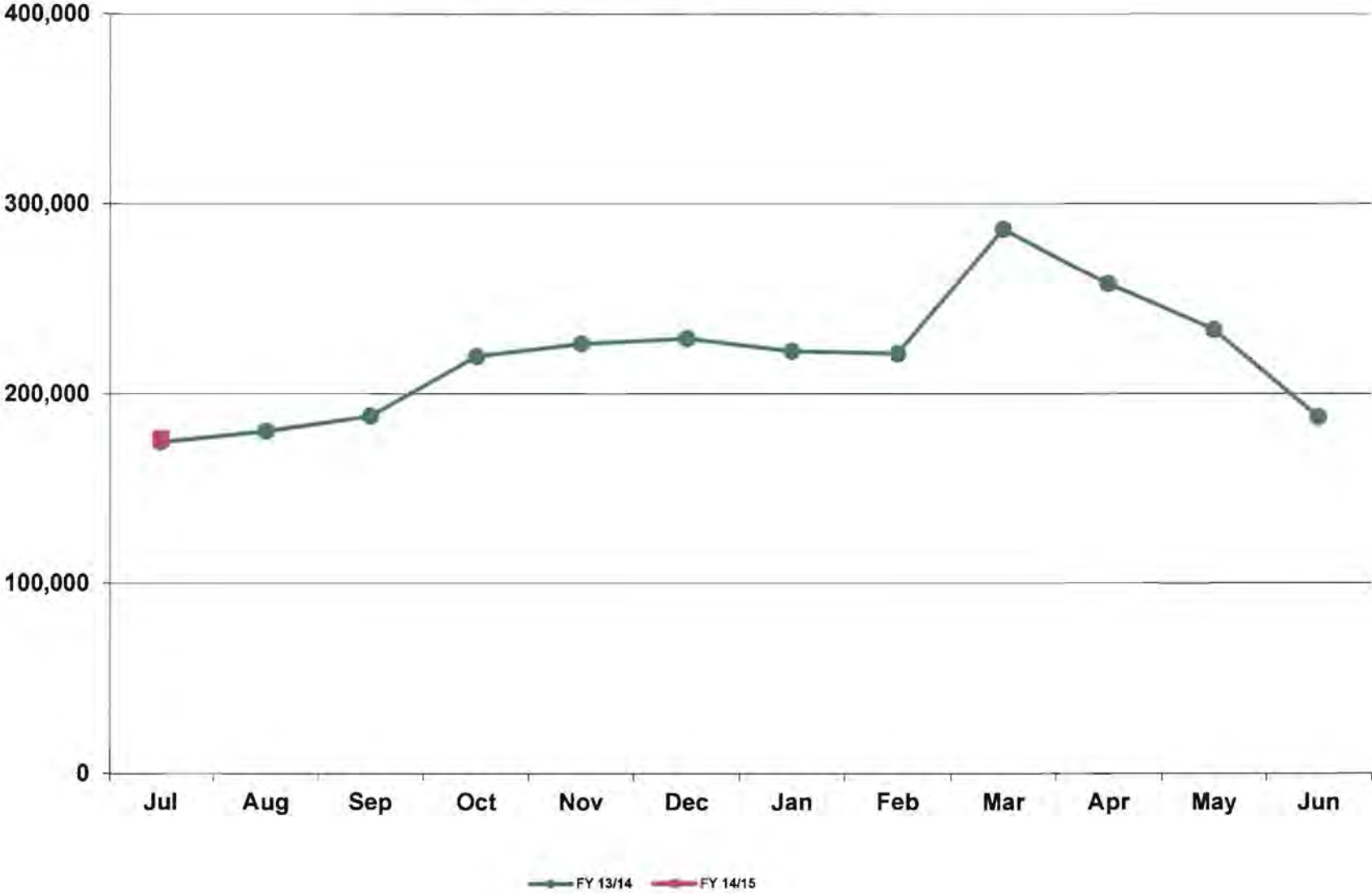
Sky Harbor International Airport
Landing Weights (in Thousands) Fiscal Year 2014/15 - All Airlines

Airline	Jul	Aug	Sep	Oct	Nov	Dec	Jan	Feb	Mar	Apr	May	Jun	Total
Aerovias de Mexico dba Aeromexico	1,319												1,319
Air Canada	4,245												4,245
Alaska Airlines	25,230												25,230
American Airlines	65,143												65,143
British Airways	19,489												19,489
Delta Air Lines	108,225												108,225
Frontier Airlines	20,022												20,022
Great Lakes Aviation	1,304												1,304
Hawaiian Airlines	9,920												9,920
jetBlue Airways	8,378												8,378
Southwest Airlines	623,450												623,450
Spirit Airlines	8,896												8,896
United Airlines	64,221												64,221
US Airways	1,079,915												1,079,915
Volaris	2,037												2,037
WestJet	6,215												6,215
Passenger	2,048,009												2,048,009
ABX Air	11,990												11,990
Airnet Systems	73												73
Ameriflight	4,706												4,706
Empire Airlines	791												791
Federal Express	60,310												60,310
IFL Group	1,160												1,160
United Parcel Service	36,015												36,015
Cargo	115,045												115,045
Grand Total	2,163,054												2,163,054

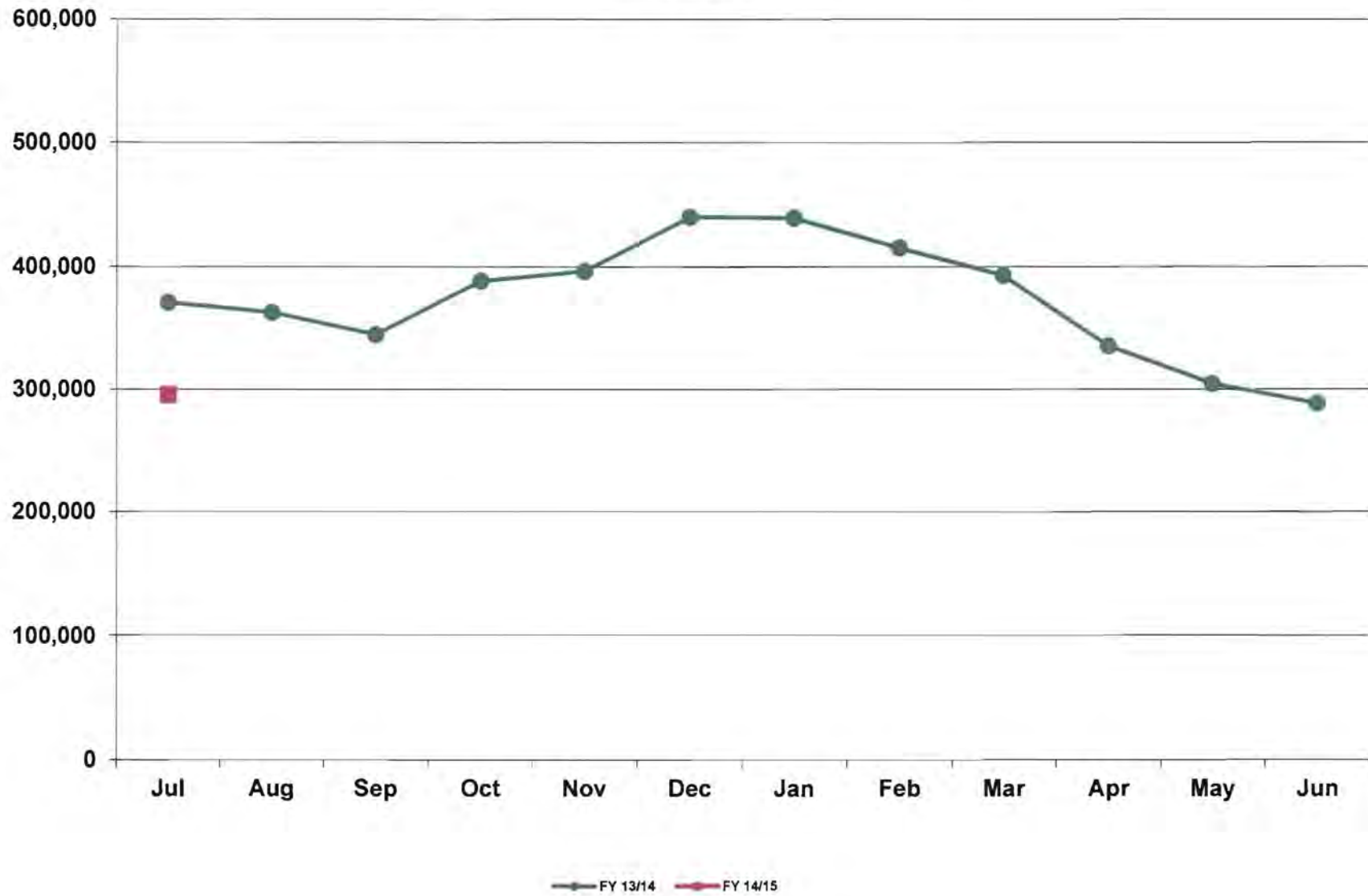
Sky Harbor International Airport
Landing Weights (in Thousands) Fiscal Year 2014/15 - Rates & Charges Airlines

Airline	Jul	Aug	Sep	Oct	Nov	Dec	Jan	Feb	Mar	Apr	May	Jun	Total
Aerovias de Mexico dba Aeromexico	1,319												1,319
Air Canada	4,245												4,245
Alaska Airlines	25,230												25,230
American Airlines	65,143												65,143
British Airways	19,489												19,489
Delta Air Lines	108,225												108,225
Frontier Airlines	20,022												20,022
Great Lakes Aviation	1,304												1,304
Hawaiian Airlines	9,920												9,920
jetBlue Airways	8,378												8,378
Southwest Airlines	623,450												623,450
Spirit Airlines	8,896												8,896
United Airlines	64,221												64,221
US Airways	1,079,915												1,079,915
Volaris	2,037												2,037
WestJet	6,215												6,215
Passenger	2,048,009												2,048,009
ABX Air	11,990												11,990
Federal Express	60,310												60,310
IFL Group	1,160												1,160
United Parcel Service	36,015												36,015
Cargo	109,475												109,475
Grand Total	2,157,484												2,157,484

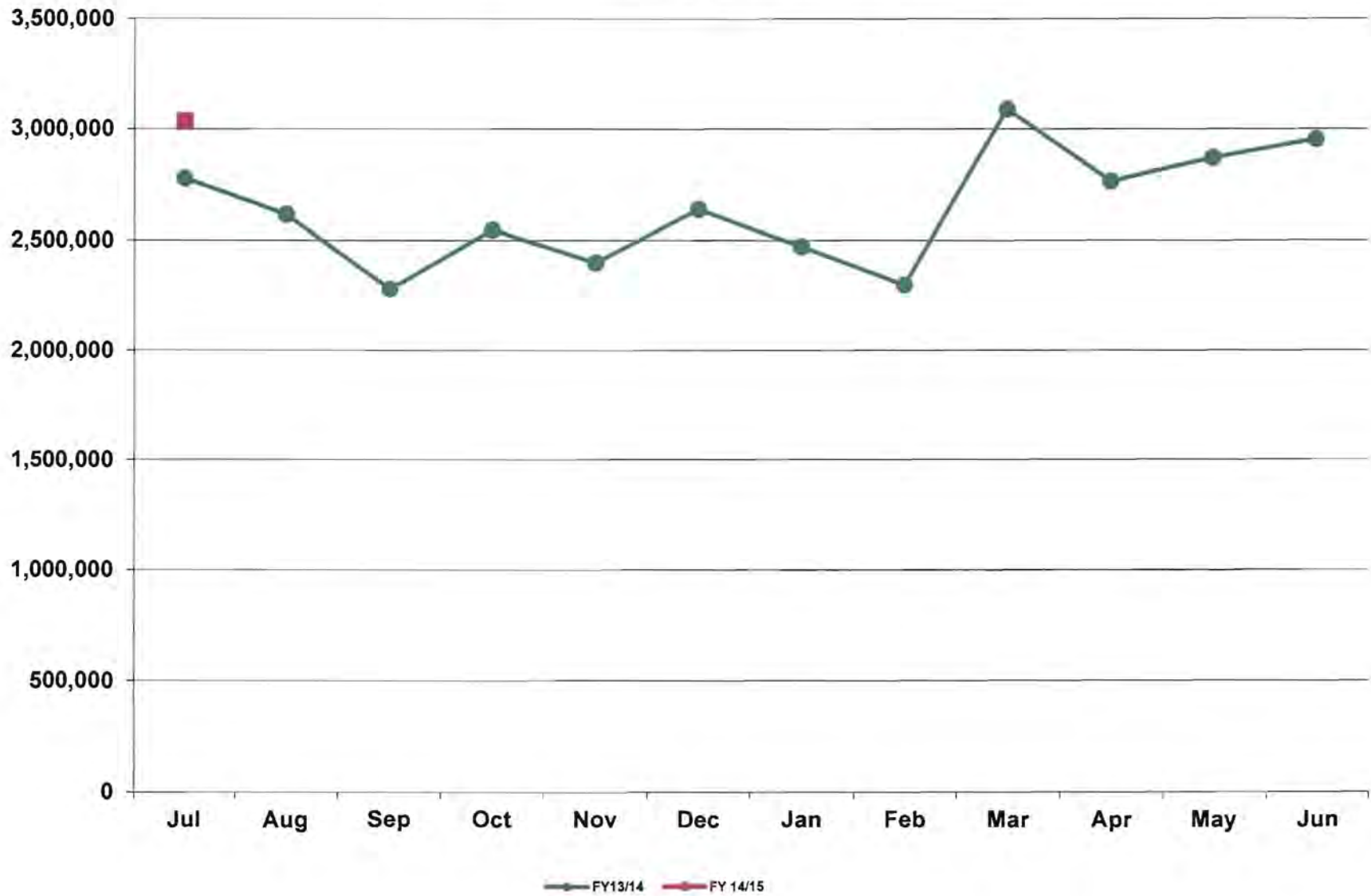
Phoenix Sky Harbor International Airport
Domestic Enplaned/Deplaned Passengers Terminal 2
July 2014



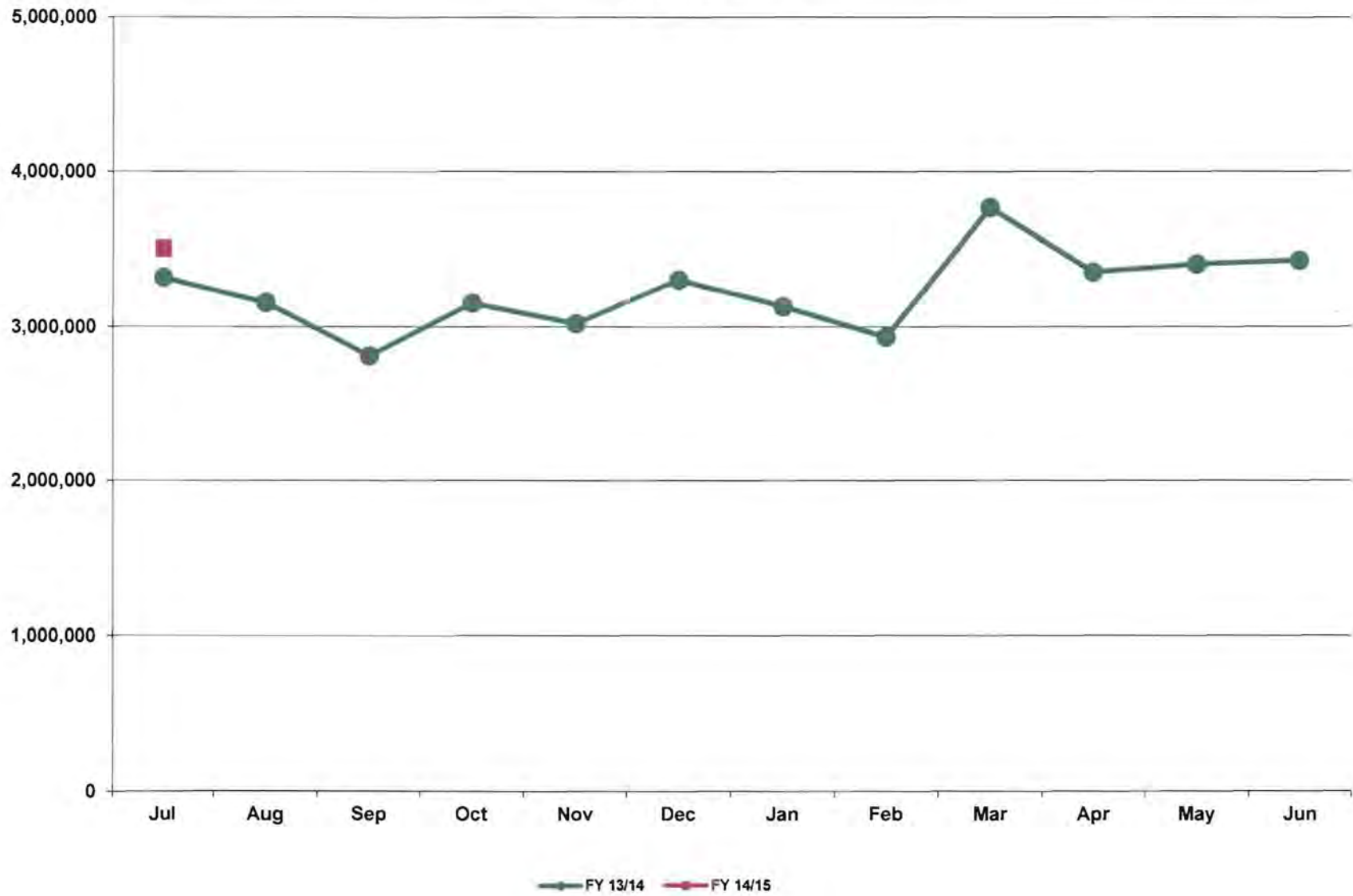
Phoenix Sky Harbor International Airport
Domestic Enplaned/Deplaned Passengers Terminal 3
July 2014



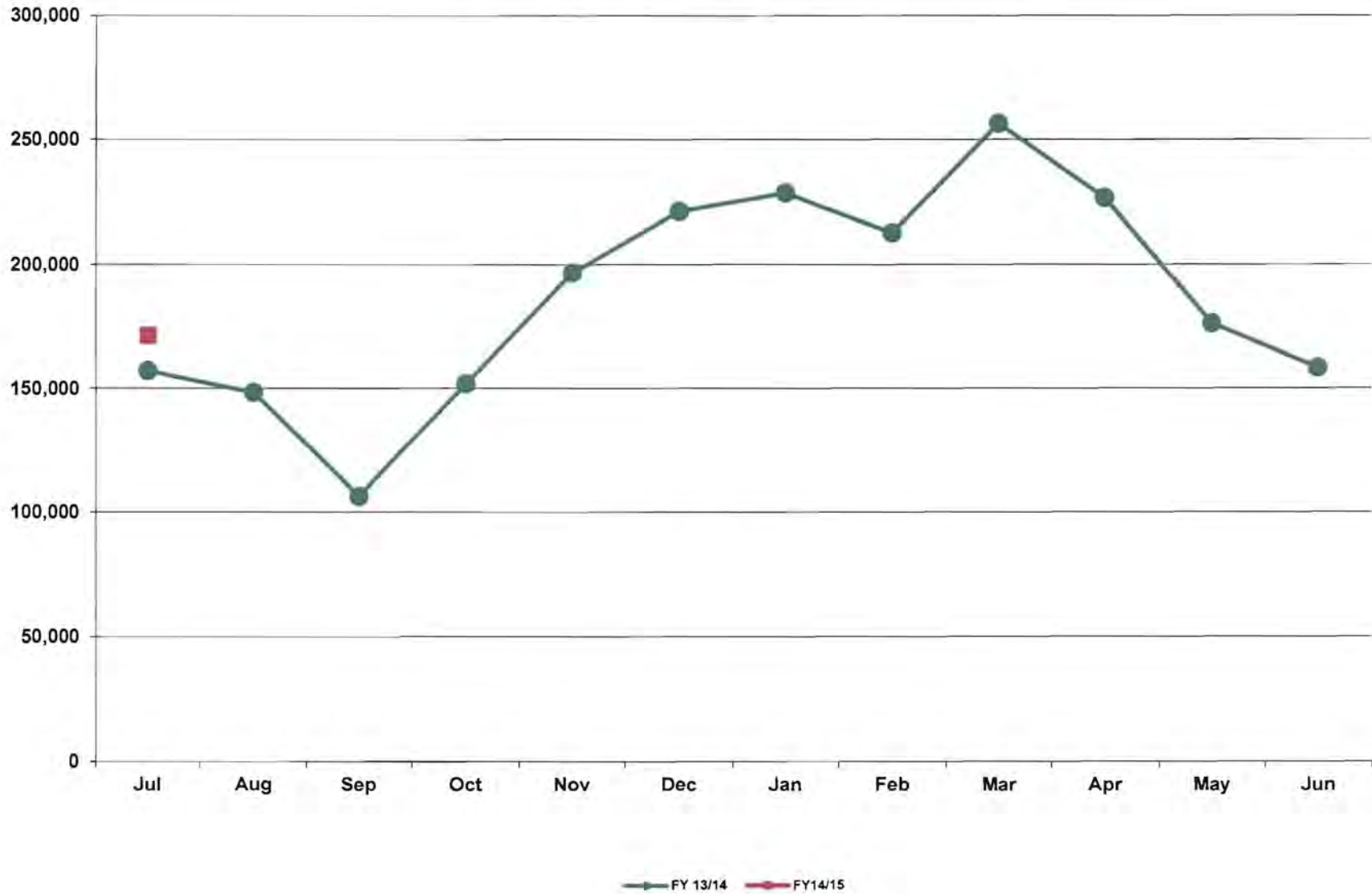
Phoenix Sky Harbor International Airport
Domestic Enplaned/Deplaned Passengers Terminal 4
July 2014



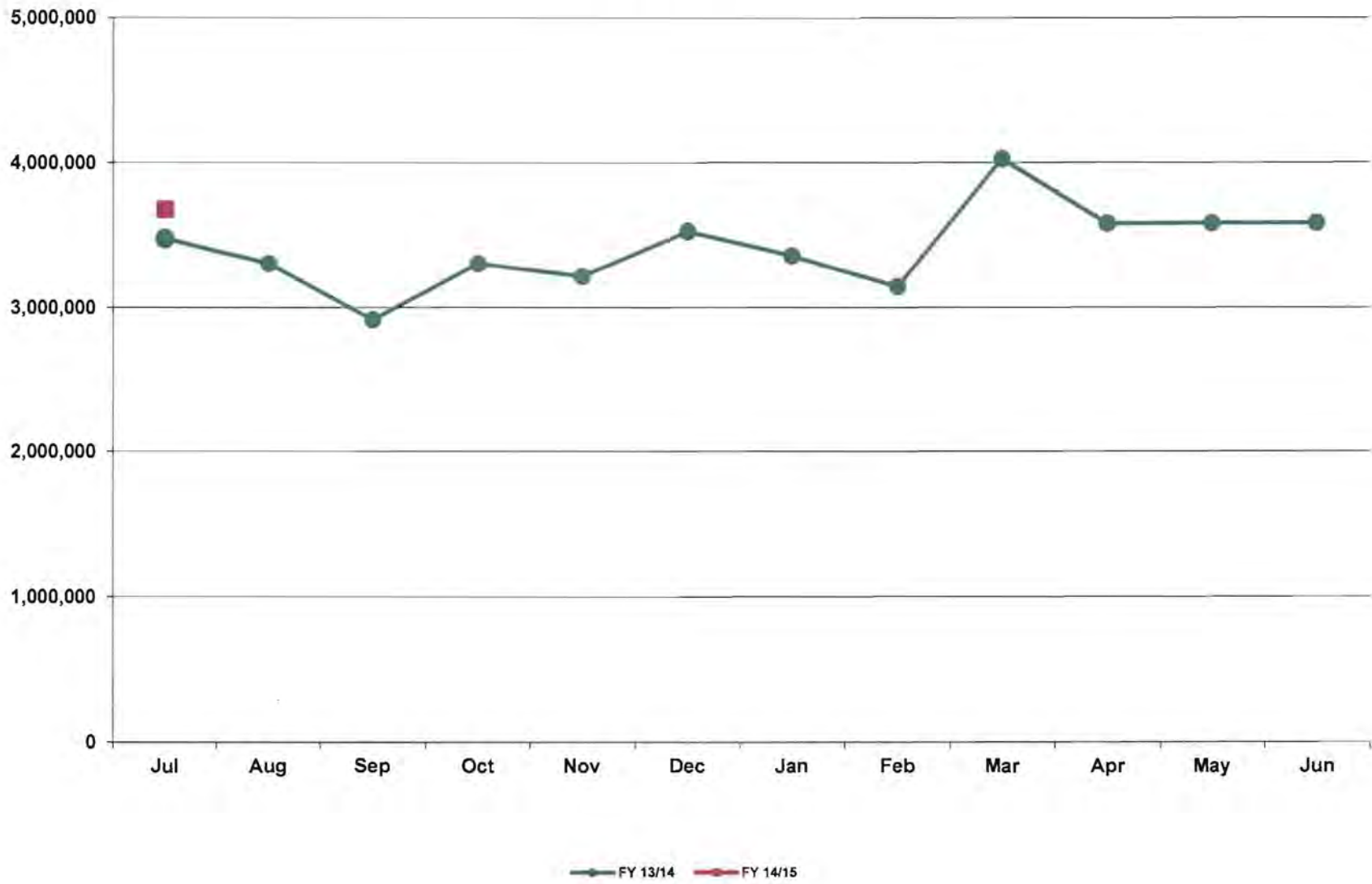
Phoenix Sky Harbor International Airport
Total Domestic Enplaned/Deplaned Passengers
July 2014



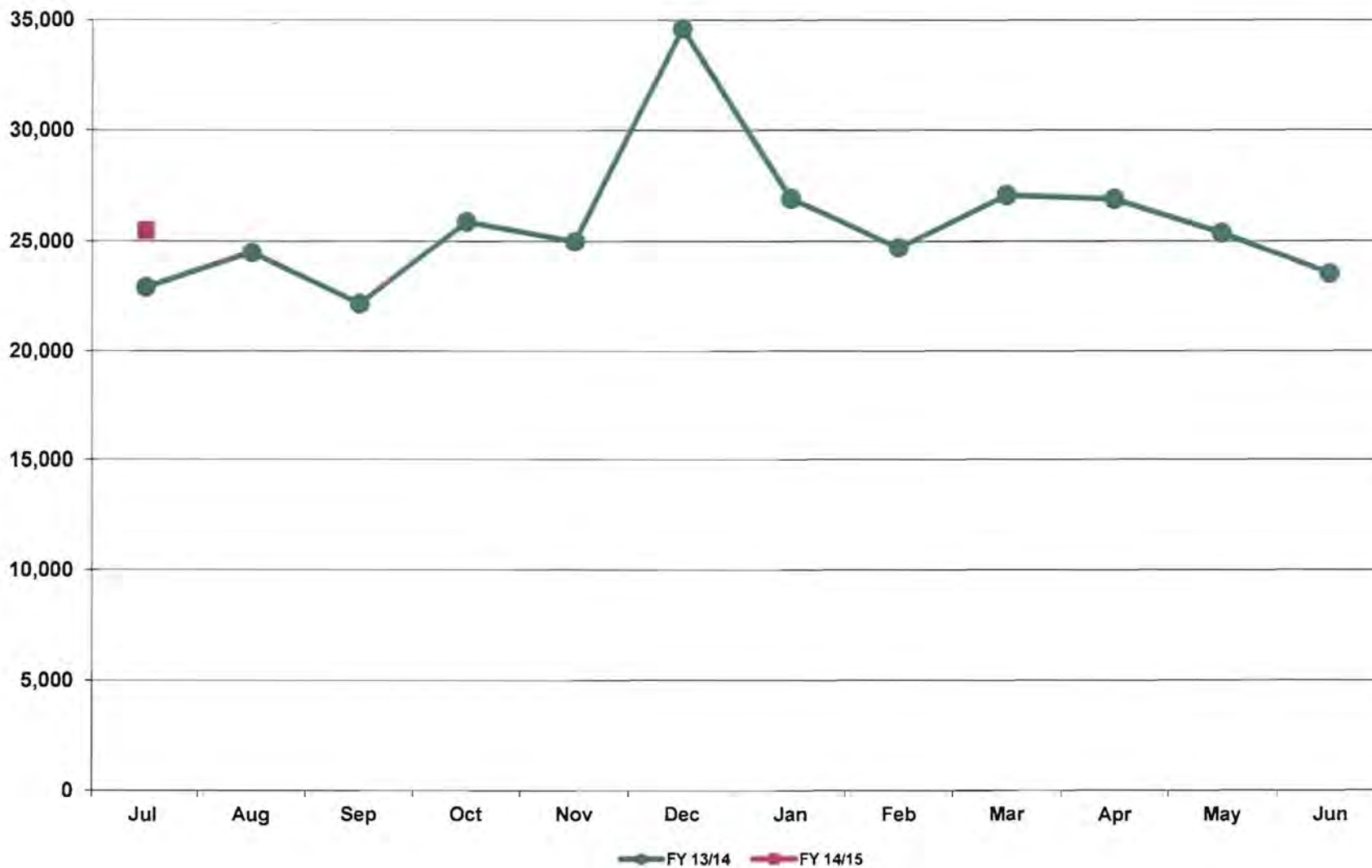
Phoenix Sky Harbor International Airport
Total International Enplaned/Deplaned Passengers
July 2014



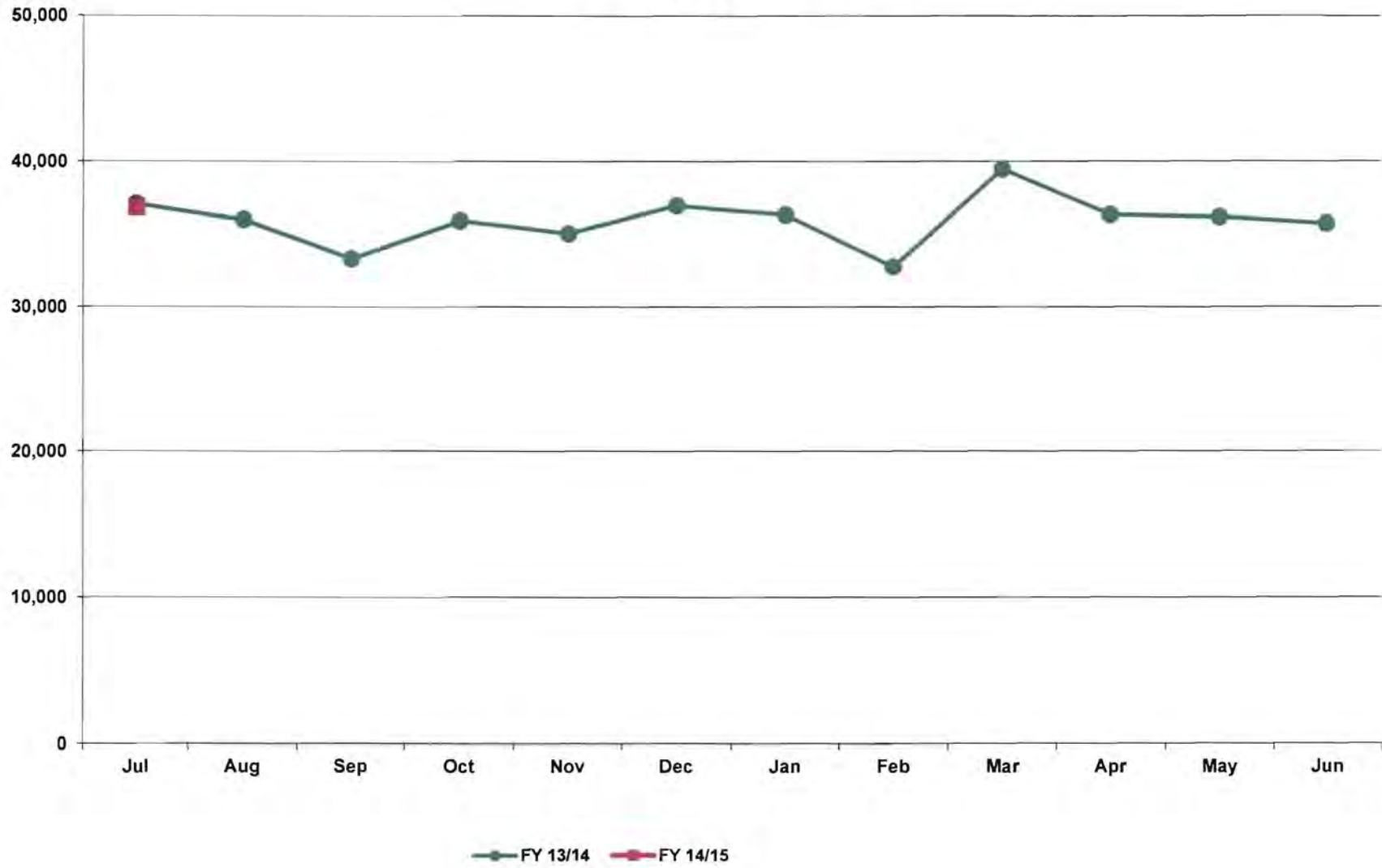
Phoenix Sky Harbor International Airport
Total Enplaned/Deplaned Passengers
July 2014



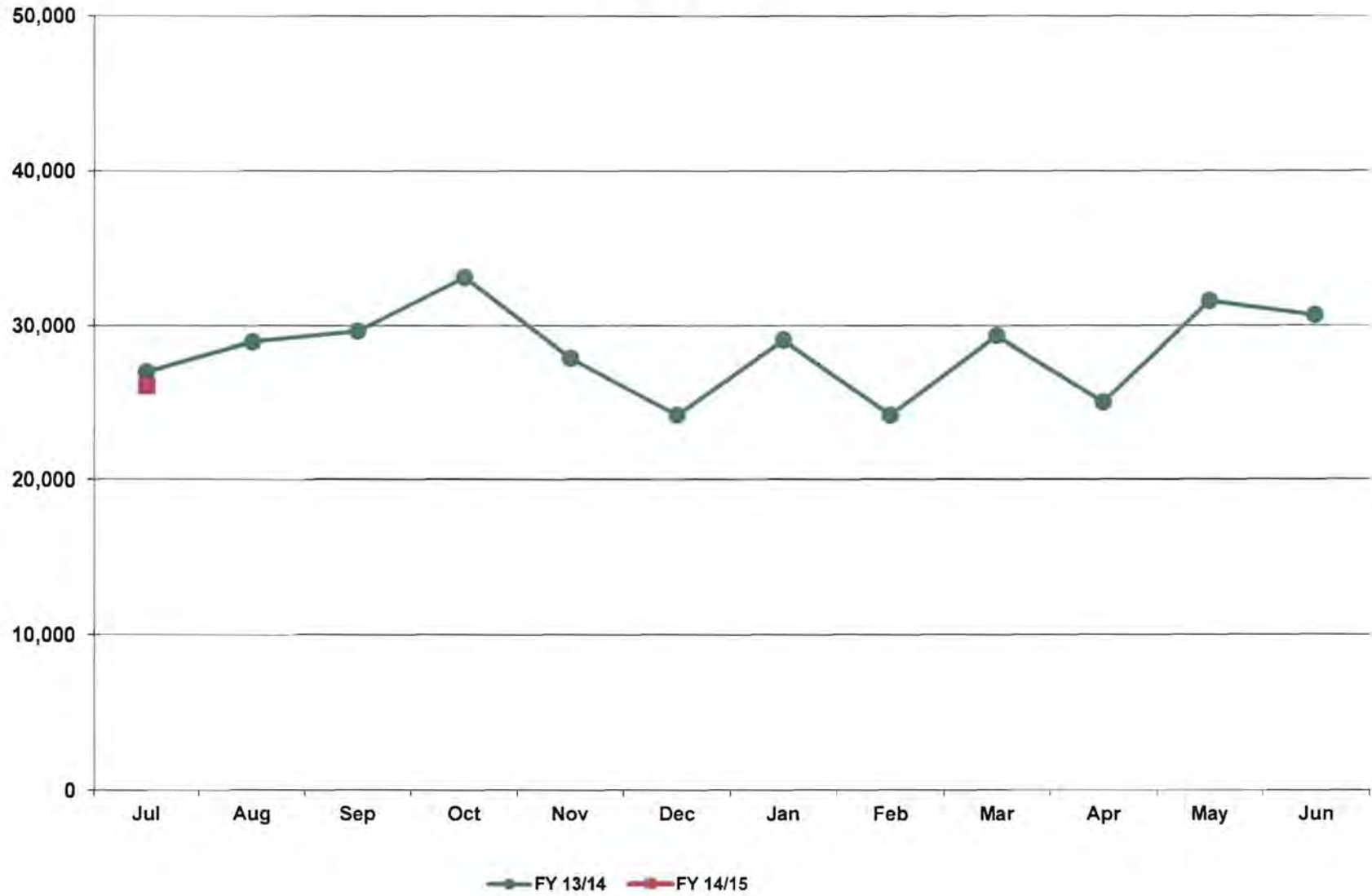
Phoenix Sky Harbor International Airport
Total Enplaned/Deplaned Cargo (Tons)
July 2014



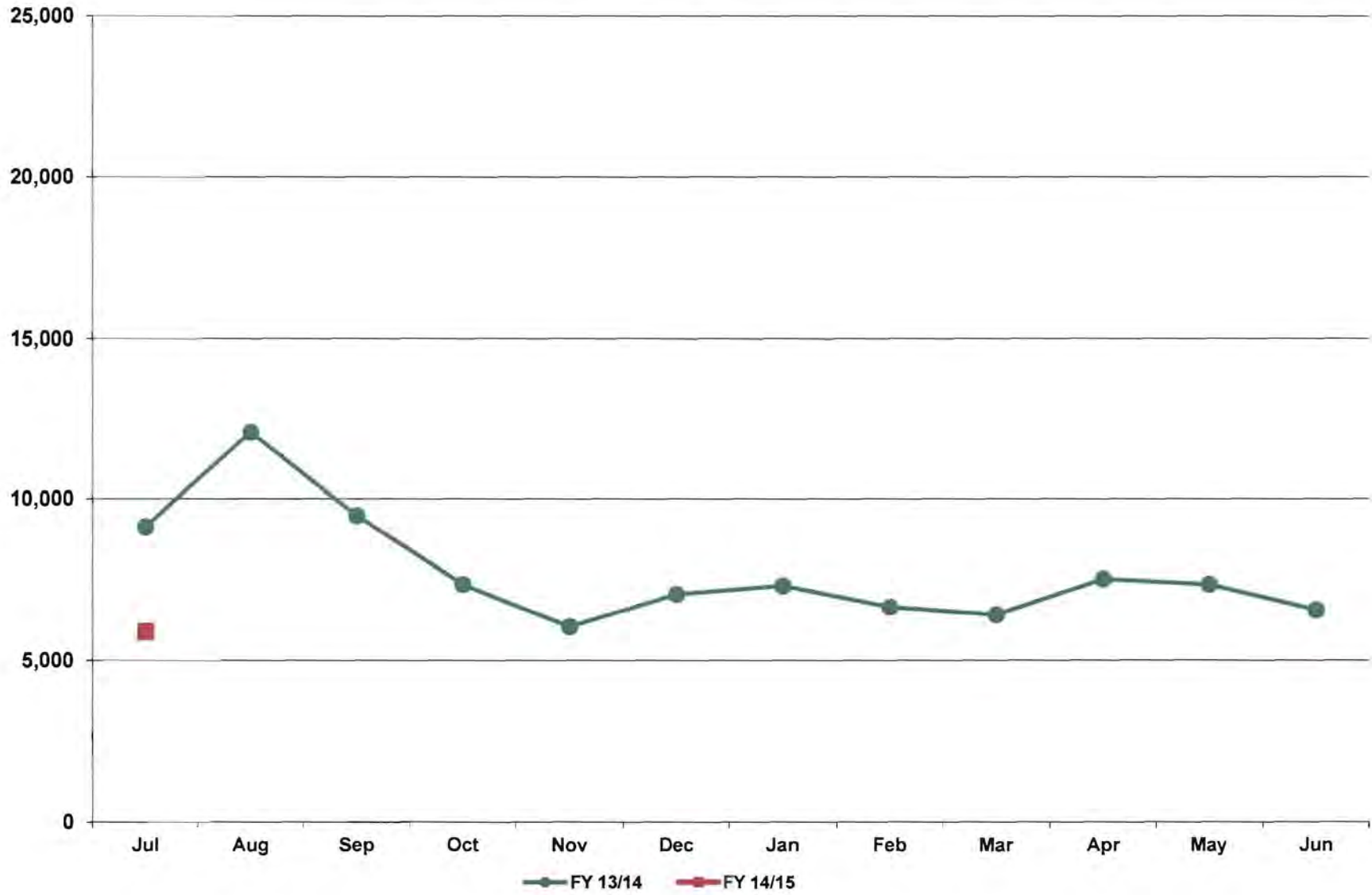
Phoenix Sky Harbor International Airport
Aircraft Operations
July 2014



Deer Valley Airport
Aircraft Operations
July 2014



Goodyear Airport
Aircraft Operations
July 2014



**City of Phoenix Aviation Department
Sky Harbor International Airport
Financial Management Division
Monthly Statistical Reports – August 2014
Table of Contents**

Reports:

- 1 Passengers, Cargo, and Aircraft Operations
- 2 Passenger Activity Report
- 3 Passenger and Activity Worksheet August 2014
- 4 Passenger and Activity Worksheet August 2013
- 5 Enplaned Passengers by Carrier for Fiscal Year 2014/15
- 6 Deplaned Passengers by Carrier for Fiscal Year 2014/15
- 7 Total Passengers by Carrier for Fiscal Year 2014/15
- 8 Enplaned Passengers by Carrier for Calendar Year 2014
- 9 Deplaned Passengers by Carrier for Calendar Year 2014
- 10 Total Passengers by Carrier for Calendar Year 2014
- 11 Airline Landing Weights – All Airlines for Fiscal Year 2014/15
- 12 Airline Landing Weights – Rates & Charges Airlines Only for Fiscal Year 2014/15

Graphs:

- 1 Domestic Enplaned / Deplaned Passengers Terminal 2
- 2 Domestic Enplaned / Deplaned Passengers Terminal 3
- 3 Domestic Enplaned / Deplaned Passengers Terminal 4
- 4 Total Domestic Enplaned / Deplaned Passengers
- 5 Total International Enplaned / Deplaned Passengers
- 6 Total Enplaned / Deplaned Passengers
- 7 Total Enplaned / Deplaned Cargo (in Tons)
- 8 Sky Harbor International Airport Aircraft Operations
- 9 Deer Valley Airport Aircraft Operations
- 10 Goodyear Airport Aircraft Operations

PASSENGERS, CARGO, AND AIRCRAFT OPERATIONS AT PHOENIX AIRPORTS: August 2014

August	2014	2013	%Chg	Fiscal YTD 2014/15	Fiscal YTD 2013/2014	%Chg	Calendar YTD 2014	Calendar YTD 2013	%Chg
PASSENGERS									
T2	89,909	88,523	1.6%	178,091	174,916	1.8%	881,684	882,556	-0.1%
T3	138,053	178,506	-22.7%	286,127	362,658	-21.1%	1,386,541	1,611,879	-14.0%
T4	1,411,726	1,307,465	8.0%	2,911,977	2,682,510	8.6%	11,174,457	10,439,346	7.0%
International	78,251	73,128	7.0%	161,013	149,870	7.4%	791,889	781,759	1.3%
Total Enplaned	1,717,939	1,647,622	4.3%	3,537,208	3,369,954	5.0%	14,234,571	13,715,540	3.8%
T2	92,473	91,940	0.6%	180,287	180,208	0.0%	888,996	867,427	2.5%
T3	140,640	184,618	-23.8%	288,488	371,633	-22.4%	1,376,925	1,611,408	-14.6%
T4	1,429,413	1,310,125	9.1%	2,966,558	2,714,296	9.3%	11,161,028	10,395,323	7.4%
International	80,448	75,320	6.8%	168,925	155,837	8.4%	798,377	768,878	3.8%
Total Deplaned	1,742,974	1,662,003	4.9%	3,604,258	3,421,974	5.3%	14,225,326	13,643,036	4.3%
Total	3,460,913	3,309,625	4.6%	7,141,466	6,791,928	5.1%	28,459,897	27,358,576	4.0%
CARGO									
Freight enplaned	11,842	11,661	1.6%	23,861	22,652	5.3%	94,146	90,689	3.8%
Freight deplaned	9,306	10,231	-9.0%	18,915	19,762	-4.3%	79,739	83,935	-5.0%
Total Freight	21,148	21,892	-3.4%	42,776	42,414	0.9%	173,885	174,624	-0.4%
Mail enplaned	2,131	1,397	52.5%	4,367	2,702	61.6%	17,624	10,423	69.1%
Mail deplaned	1,624	1,202	35.1%	3,233	2,271	42.4%	13,527	11,584	16.8%
Total Mail	3,755	2,599	44.5%	7,600	4,973	52.8%	31,151	22,007	41.6%
Total (Tons)	24,903	24,491	1.7%	50,376	47,387	6.3%	205,036	196,631	4.3%
AIRCRAFT OPERATIONS									
Air Carrier/Air Taxi	33,885	34,331	-1.3%	69,202	69,762	-0.8%	274,344	278,851	-1.6%
General Aviation	1,606	1,523	5.4%	3,031	3,055	-0.8%	13,841	14,008	-1.2%
Military	192	228	-15.8%	330	421	-21.6%	1,631	1,725	-5.4%
Sky Harbor International	35,683	36,082	-1.1%	72,563	73,238	-0.9%	289,816	294,584	-1.6%
Air Carrier/Air Taxi	353	328	7.6%	775	728	6.5%	3,652	3,024	20.8%
General Aviation	28,279	28,670	-1.4%	53,990	55,308	-2.4%	221,317	236,845	-6.6%
Military	15	6	150.0%	24	30	-20.0%	65	57	14.0%
Deer Valley Airport	28,647	29,004	-1.2%	54,789	56,066	-2.3%	225,034	239,926	-6.2%
Air Carrier/Air Taxi	354	79	348.1%	707	175	304.0%	2,214	649	241.1%
General Aviation	6,157	11,625	-47.0%	11,581	20,357	-43.1%	49,942	87,432	-42.9%
Military	425	391	8.7%	536	702	-23.6%	2,528	2,626	-3.7%
Goodyear Airport	6,936	12,095	-42.7%	12,824	21,234	-39.6%	54,684	90,707	-39.7%
Total	71,266	77,181	-7.7%	140,176	150,538	-6.9%	569,534	625,217	-8.9%

Passenger Activity Report * * * Sky Harbor International Airport * * * August 2014

Airline	Enplaned Passengers			Deplaned Passengers			Total Passengers		
	2014	2013	% Chg	2014	2013	% Chg	2014	2013	% Chg
TERMINAL 2									
Alaska Airlines	24,036	23,318	3.1%	25,796	24,814	4.0%	49,832	48,132	3.5%
Great Lakes Aviation	523	1,296	-59.6%	512	1,368	-62.6%	1,035	2,664	-61.1%
United Airlines	65,350	63,909	2.3%	66,165	65,758	0.6%	131,515	129,667	1.4%
Total	89,909	88,523	1.6%	92,473	91,940	0.6%	182,382	180,463	1.1%
TERMINAL 3									
American Airlines		47,219	-100.0%		49,723	-100.0%		96,942	-100.0%
Delta Air Lines	99,774	102,435	-2.6%	101,707	104,267	-2.5%	201,481	206,702	-2.5%
Frontier Airlines	16,619	14,170	17.3%	16,469	15,178	8.5%	33,088	29,348	12.7%
Hawaiian Airlines	6,935	6,817	1.7%	7,438	7,602	-2.2%	14,373	14,419	-0.3%
jetBlue Airways	7,711	7,865	-2.0%	7,966	7,848	1.5%	15,677	15,713	-0.2%
Spirit Airlines	7,014		N/A	7,060		N/A	14,074		N/A
Total	138,053	178,506	-22.7%	140,640	184,618	-23.8%	278,693	363,124	-23.3%
TERMINAL 4									
Aerovias de Mexico dba Aeromexico	1,204	871	38.2%	1,098	752	46.0%	2,302	1,623	41.8%
Air Canada	3,790	3,415	11.0%	3,618	3,396	6.5%	7,408	6,811	8.8%
American Airlines	62,712		N/A	64,895		N/A	127,607		N/A
British Airways	8,998	8,685	3.6%	9,510	9,272	2.6%	18,508	17,957	3.1%
Southwest Airlines	523,019	505,483	3.5%	523,326	500,251	4.6%	1,046,345	1,005,734	4.0%
US Airways	882,646	857,831	2.9%	899,203	867,099	3.7%	1,781,849	1,724,930	3.3%
Volaris	1,439		N/A	1,910		N/A	3,349		N/A
WestJet	6,169	4,308	43.2%	6,301	4,592	37.2%	12,470	8,900	40.1%
Total	1,489,977	1,380,593	7.9%	1,509,861	1,385,362	9.0%	2,999,838	2,765,955	8.5%
GRAND TOTAL	1,717,939	1,647,622	4.3%	1,742,974	1,661,920	4.9%	3,460,913	3,309,542	4.6%

Sky Harbor International Airport - Passenger and Activity Worksheet August 2014

Airline	Enplaned Passengers				Deplaned Passengers			Freight		Mail		Landed Weight	Landings				
	Domestic	Connect	Internat'l	Total	Domestic	Internat'l	Total	Enplaned	Deplaned	Enplaned	Deplaned						
TERMINAL 2																	
Alaska Airlines	24,036			24,036	25,796		25,796	9,967	39,742			26,225,700	189				
Great Lakes Aviation	523			523	512		512	124	345			1,481,200	92				
United Airlines	65,350			65,350	66,165		66,165	76,953	83,324	260,288	362,999	69,811,372	649				
Subtotal Terminal 2	89,909			89,909	92,473		92,473	87,044	123,411	260,288	362,999	97,518,272	930				
TERMINAL 3																	
Delta Air Lines	99,774			99,774	101,707		101,707	83,579	48,828	308,270	431,306	107,196,800	792				
Frontier Airlines	16,619			16,619	16,469		16,469					18,608,860	136				
Hawaiian Airlines	6,935			6,935	7,438		7,438	71,149	37,677			9,920,000	31				
jetBlue Airways	7,711			7,711	7,966		7,966					8,804,000	62				
Spirit Airlines	7,014			7,014	7,060		7,060					8,897,776	62				
Subtotal Terminal 3	138,053			138,053	140,640		140,640	154,728	86,505	308,270	431,306	153,427,436	1,083				
TERMINAL 4																	
Aerovias de Mexico dba Aeromexico			1,204	1,204		1,098	1,098					1,319,019	31				
Air Canada			3,790	3,790		3,618	3,618	1,404	302			4,215,700	31				
American Airlines	62,712			62,712	64,895		64,895	21,708	36,066			65,351,500	488				
British Airways			8,998	8,998		9,510	9,510	330,275	310,614			19,488,832	31				
Southwest Airlines	334,992	188,027		523,019	523,326		523,326	1,329,182	1,303,288			576,596,000	4,736				
US Airways	398,593	427,402	56,651	882,646	841,192	58,011	899,203	1,192,899	689,819	3,505,214	2,319,003	1,014,776,800	8,293				
Volaris			1,439	1,439		1,910	1,910					1,891,565	13				
WestJet			6,169	6,169		6,301	6,301					6,412,500	45				
Subtotal Terminal 4	796,297	615,429	78,251	1,489,977	1,429,413	80,448	1,509,861	2,875,468	2,340,089	3,505,214	2,319,003	1,690,051,916	13,668				
Total Passenger Airlines	1,024,259	615,429	78,251	1,717,939	1,662,526	80,448	1,742,974	3,117,240	2,550,005	4,073,772	3,113,308	1,940,997,624	15,681				
AIR CARGO (SOUTH)																	
Federal Express								12,531,592	7,897,010			60,298,100	153				
United Parcel Service								5,748,776	5,729,984	188,306	135,381	33,859,200	112				
Subtotal Air Cargo (South)								18,280,368	13,626,994	188,306	135,381	94,157,300	265				
AIR CARGO (WEST)																	
ABX Air								1,656,702	1,739,894			11,814,000	43				
Airnet Systems								190				41,400	4				
Ameriflight								404,008	345,324			4,397,478	328				
Empire Airlines								115,702	105,423			850,000	100				
IFL Group								110,435	244,583			1,044,000	18				
Subtotal Air Cargo (West)								2,287,037	2,435,224			18,146,878	493				
Total Cargo Airlines								20,567,405	16,062,218	188,306	135,381	112,304,178	758				
Grand Total	1,024,259	615,429	78,251	1,717,939	1,662,526	80,448	1,742,974	23,684,645	18,612,223	4,262,078	3,248,689	2,053,301,802	16,439				
Total All Passengers:	3,460,913							Total Air Cargo in Tons:	11,842	+	9,306	+	2,131	+	1,624	=	24,904

Sky Harbor International Airport - Passenger and Activity Worksheet August 2013

Airline	Enplaned Passengers				Deplaned Passengers			Freight		Mail		Landed Weight	Landings
	Domestic	Connect	Internat'l	Total	Domestic	Internat'l	Total	Enplaned	Deplaned	Enplaned	Deplaned		
<u>TERMINAL 2</u>													
Alaska Airlines	23,318			23,318	24,814		24,814	11,338	39,406			25,437,400	187
Great Lakes Aviation	1,296			1,296	1,368		1,368	98	184			3,397,100	211
United Airlines	63,909			63,909	65,758		65,758	34,121	38,348	138,396	165,862	70,040,416	656
Subtotal Terminal 2	88,523			88,523	91,940		91,940	45,557	77,938	138,396	165,862	98,874,916	1,054
<u>TERMINAL 3</u>													
American Airlines	47,219			47,219	49,723		49,723	1,434	18,736		46	51,409,000	482
Delta Air Lines	102,435			102,435	104,267		104,267	8,878	67,101	248,085	368,913	113,237,400	810
Frontier Airlines	14,170			14,170	15,178		15,178	1,908	25,550			15,539,068	123
Hawaiian Airlines	6,817			6,817	7,602		7,602	58,603	91,419			9,920,000	31
jetBlue Airways	7,865			7,865	7,848		7,848					8,662,000	61
Subtotal Terminal 3	178,506			178,506	184,618		184,618	70,823	202,806	248,085	368,959	198,767,468	1,507
<u>TERMINAL 4</u>													
Aerovias de Mexico dba Aeromexico			871	871		752	752					1,233,921	29
Air Canada			3,415	3,415		3,396	3,396	5,843	427	2,729	350	4,169,500	31
British Airways			8,685	8,685		9,272	9,272	332,622	232,212			19,488,832	31
Southwest Airlines	322,508	182,975		505,483	500,334		500,334	1,140,328	1,281,939			620,036,000	4,960
US Airways	383,059	418,923	55,849	857,831	809,791	57,308	867,099	1,768,109	1,647,502	2,339,521	1,803,107	992,209,800	8,184
WestJet			4,308	4,308		4,592	4,592					4,535,300	31
Subtotal Terminal 4	705,567	601,898	73,128	1,380,593	1,310,125	75,320	1,385,445	3,246,902	3,162,080	2,342,250	1,803,457	1,641,673,353	13,266
Total Passenger Airlines	972,596	601,898	73,128	1,647,622	1,586,683	75,320	1,662,003	3,363,282	3,442,824	2,728,731	2,338,278	1,939,315,737	15,827
<u>AIR CARGO (SOUTH)</u>													
Federal Express								11,721,918	8,555,922			54,755,700	134
United Parcel Service								5,820,985	6,003,199	64,749	64,900	36,934,480	121
Subtotal Air Cargo (South)								17,542,903	14,559,121	64,749	64,900	91,690,180	255
<u>AIR CARGO (WEST)</u>													
ABX Air								1,720,288	1,718,855			12,361,000	45
Airnet Systems								19,248	26,112			478,800	42
Ameriflight								474,400	371,564			4,679,280	362
Empire Airlines								106,617	93,686			841,500	99
IFL Group								95,754	250,304			1,044,000	18
Subtotal Air Cargo (West)								2,416,307	2,460,521			19,404,580	566
Total Cargo Airlines								19,959,210	17,019,642	64,749	64,900	111,094,760	821
Grand Total	972,596	601,898	73,128	1,647,622	1,586,683	75,320	1,662,003	23,322,492	20,462,466	2,793,480	2,403,178	2,050,410,497	16,648

Total All Passengers: 3,309,625

Total Air Cargo in Tons: 11,661 + 10,231 + 1,397 + 1,202 = 24,491

Sky Harbor International Airport - Enplaned Passengers by Carrier
Fiscal Year 2014/15

Airline	Jul	Aug	Sep	Oct	Nov	Dec	Jan	Feb	Mar	Apr	May	Jun	Total
TERMINAL 2													
Alaska Airlines	25,780	24,036											49,816
Great Lakes Aviation	487	523											1,010
United Airlines	61,915	65,350											127,265
Total	88,182	89,909											178,091
TERMINAL 3													
Delta Air Lines	105,945	99,774											205,719
Frontier Airlines	19,787	16,619											36,406
Hawaiian Airlines	6,834	6,935											13,769
jetBlue Airways	7,419	7,711											15,130
Spirit Airlines	8,089	7,014											15,103
Total	148,074	138,053											286,127
TERMINAL 4													
Aerovias de Mexico dba Aeromexico	1,078	1,204											2,282
Air Canada	3,613	3,790											7,403
American Airlines	64,567	62,712											127,279
British Airways	7,992	8,998											16,990
Southwest Airlines	558,987	523,019											1,082,006
US Airways	939,513	882,646											1,822,159
Volaris	1,972	1,439											3,411
WestJet	5,291	6,169											11,460
Total	1,583,013	1,489,977											3,072,990
GRAND TOTAL	1,819,269	1,717,939											3,537,208

Sky Harbor International Airport - Deplaned Passengers by Carrier
Fiscal Year 2014/15

Airline	Jul	Aug	Sep	Oct	Nov	Dec	Jan	Feb	Mar	Apr	May	Jun	Total
TERMINAL 2													
Alaska Airlines	25,042	25,796											50,838
Great Lakes Aviation	431	512											943
United Airlines	62,341	66,165											128,506
Total	87,814	92,473											180,287
TERMINAL 3													
Delta Air Lines	104,537	101,707											206,244
Frontier Airlines	19,966	16,469											36,435
Hawaiian Airlines	7,177	7,438											14,615
jetBlue Airways	7,804	7,966											15,770
Spirit Airlines	8,364	7,060											15,424
Total	147,848	140,640											288,488
TERMINAL 4													
Aerovias de Mexico dba Aeromexico	1,263	1,098											2,361
Air Canada	3,406	3,618											7,024
American Airlines	67,606	64,895											132,501
British Airways	10,253	9,510											19,763
Southwest Airlines	567,366	523,326											1,090,692
US Airways	967,876	899,203											1,867,079
Volaris	2,341	1,910											4,251
WestJet	5,511	6,301											11,812
Total	1,625,622	1,509,861											3,135,483
GRAND TOTAL	1,861,284	1,742,974											3,604,258

Sky Harbor International Airport - Total Passengers by Carrier
Fiscal Year 2014/15

Airline	Jul	Aug	Sep	Oct	Nov	Dec	Jan	Feb	Mar	Apr	May	Jun	Total
TERMINAL 2													
Alaska Airlines	50,822	49,832											100,654
Great Lakes Aviation	918	1,035											1,953
United Airlines	124,256	131,515											255,771
Total	175,996	182,382											358,378
TERMINAL 3													
Delta Air Lines	210,482	201,481											411,963
Frontier Airlines	39,753	33,088											72,841
Hawaiian Airlines	14,011	14,373											28,384
jetBlue Airways	15,223	15,677											30,900
Spirit Airlines	16,453	14,074											30,527
Total	295,922	278,693											574,615
TERMINAL 4													
Aerovias de Mexico dba Aeromexico	2,341	2,302											4,643
Air Canada	7,019	7,408											14,427
American Airlines	132,173	127,607											259,780
British Airways	18,245	18,508											36,753
Southwest Airlines	1,126,353	1,046,345											2,172,698
US Airways	1,907,389	1,781,849											3,689,238
Volaris	4,313	3,349											7,662
WestJet	10,802	12,470											23,272
Total	3,208,635	2,999,838											6,208,473
GRAND TOTAL	3,680,553	3,460,913											7,141,466

Sky Harbor International Airport - Enplaned Passengers by Carrier
Calendar Year 2014

Airline	Jan	Feb	Mar	Apr	May	Jun	Jul	Aug	Sep	Oct	Nov	Dec	Total
TERMINAL 2													
Alaska Airlines	29,364	30,724	37,621	35,371	29,069	26,493	25,780	24,036					238,458
Great Lakes Aviation	520	509	551	349	391	445	487	523					3,775
United Airlines	81,340	79,430	106,758	83,926	91,727	69,005	61,915	65,350					639,451
Total	111,224	110,663	144,930	119,646	121,187	95,943	88,182	89,909					881,684
TERMINAL 3													
American Airlines	69,700	65,025											134,725
Delta Air Lines	102,742	97,455	139,288	119,382	108,775	103,936	105,945	99,774					877,297
Frontier Airlines	16,835	16,898	19,382	18,882	20,664	18,803	19,787	16,619					147,870
Hawaiian Airlines	7,367	6,379	6,792	6,419	7,422	7,168	6,834	6,935					55,316
jetBlue Airways	5,993	6,084	8,071	7,719	8,412	7,745	7,419	7,711					59,154
MN Airlines dba Sun Country	3,609	3,849	4,611	3,871	1,898	969							18,807
Spirit Airlines	13,398	14,087	17,651	16,055	8,369	8,709	8,089	7,014					93,372
Total	219,644	209,777	195,795	172,328	155,540	147,330	148,074	138,053					1,386,541
TERMINAL 4													
Aerovias de Mexico dba Aeromexico	1,355	906	1,234	1,075	1,086	1,226	1,078	1,204					9,164
Air Canada	8,866	9,725	12,133	10,640	4,169	3,837	3,613	3,790					56,773
American Airlines			74,445	74,999	68,887	52,974	64,567	62,712					398,584
British Airways	7,003	5,516	8,479	8,906	10,043	9,962	7,992	8,998					66,899
Southwest Airlines	481,394	469,902	609,057	562,739	571,412	563,150	558,987	523,019					4,339,660
US Airways	813,891	731,080	935,868	838,442	884,685	925,997	939,513	882,646					6,952,122
Volaris	2,520	1,862	2,473	2,328	1,597	1,727	1,972	1,439					15,918
WestJet	22,629	25,263	29,876	25,165	7,319	5,514	5,291	6,169					127,226
Total	1,337,658	1,244,254	1,673,565	1,524,294	1,549,198	1,564,387	1,583,013	1,489,977					11,966,346
GRAND TOTAL	1,668,526	1,564,694	2,014,290	1,816,268	1,825,925	1,807,660	1,819,269	1,717,939					14,234,571

Sky Harbor International Airport - Deplaned Passengers by Carrier
Calendar Year 2014

Airline	Jan	Feb	Mar	Apr	May	Jun	Jul	Aug	Sep	Oct	Nov	Dec	Total
TERMINAL 2													
Alaska Airlines	30,952	31,428	38,497	33,197	25,784	24,953	25,042	25,796					235,649
Great Lakes Aviation	614	510	491	347	388	417	431	512					3,710
United Airlines	80,157	79,004	103,273	105,274	86,883	66,721	62,341	66,165					649,818
Total	111,723	110,942	142,261	138,818	113,055	92,091	87,814	92,473					889,177
TERMINAL 3													
American Airlines	71,060	65,892											136,952
Delta Air Lines	97,243	100,000	139,913	114,416	105,304	100,458	104,537	101,707					863,578
Frontier Airlines	17,440	17,284	19,390	18,486	20,073	18,313	19,966	16,469					147,421
Hawaiian Airlines	7,512	6,411	7,240	6,585	7,062	6,877	7,177	7,438					56,302
jetBlue Airways	6,721	6,720	7,970	7,682	7,655	7,194	7,804	7,966					59,712
MN Airlines dba Sun Country	4,698	4,344	4,654	2,832	1,359	776							18,663
Spirit Airlines	15,213	15,066	18,442	13,581	8,257	8,314	8,364	7,060					94,297
Total	219,887	215,717	197,609	163,582	149,710	141,932	147,848	140,640					1,376,925
TERMINAL 4													
Aerovias de Mexico dba Aeromexico	1,357	842	1,147	1,116	928	967	1,263	1,098					8,718
Air Canada	9,631	10,457	11,968	9,422	3,456	2,836	3,406	3,618					54,794
American Airlines			74,086	71,780	67,346	53,545	67,606	64,895					399,258
British Airways	8,319	6,897	9,645	8,808	9,381	9,869	10,253	9,510					72,682
Southwest Airlines	489,476	473,468	605,474	535,927	548,190	550,127	567,366	523,326					4,293,354
US Airways	828,022	746,818	942,143	817,764	860,764	925,242	967,876	899,203					6,987,832
Volaris	2,868	2,064	2,248	2,068	1,826	1,945	2,341	1,910					17,270
WestJet	24,003	27,175	28,990	21,065	6,803	5,468	5,511	6,301					125,316
Total	1,363,676	1,267,721	1,675,701	1,467,950	1,498,694	1,549,999	1,625,622	1,509,861					11,959,224
GRAND TOTAL	1,695,286	1,594,380	2,015,571	1,770,350	1,761,459	1,784,022	1,861,284	1,742,974					14,225,326

Sky Harbor International Airport - Total Passengers by Carrier
Calendar Year 2014

Airline	Jan	Feb	Mar	Apr	May	Jun	Jul	Aug	Sep	Oct	Nov	Dec	Total
TERMINAL 2													
Alaska Airlines	60,316	62,152	76,118	68,568	54,853	51,446	50,822	49,832					474,107
Great Lakes Aviation	1,134	1,019	1,042	696	779	862	918	1,035					7,485
United Airlines	161,497	158,434	210,031	189,200	178,610	135,726	124,256	131,515					1,289,269
Total	222,947	221,605	287,191	258,464	234,242	188,034	175,996	182,382					1,770,861
TERMINAL 3													
American Airlines	140,760	130,917											271,677
Delta Air Lines	199,985	197,455	279,201	233,798	214,079	204,394	210,482	201,481					1,740,875
Frontier Airlines	34,275	34,182	38,772	37,368	40,737	37,116	39,753	33,088					295,291
Hawaiian Airlines	14,879	12,790	14,032	13,004	14,484	14,045	14,011	14,373					111,618
jetBlue Airways	12,714	12,804	16,041	15,401	16,067	14,939	15,223	15,677					118,866
MN Airlines dba Sun Country	8,307	8,193	9,265	6,703	3,257	1,745							37,470
Spirit Airlines	28,611	29,153	36,093	29,636	16,626	17,023	16,453	14,074					187,669
Total	439,531	425,494	393,404	335,910	305,250	289,262	295,922	278,693					2,763,466
TERMINAL 4													
Aerovias de Mexico dba Aeromexico	2,712	1,748	2,381	2,191	2,014	2,193	2,341	2,302					17,882
Air Canada	18,497	20,182	24,101	20,062	7,625	6,673	7,019	7,408					111,567
American Airlines			148,531	146,779	136,233	106,519	132,173	127,607					797,842
British Airways	15,322	12,413	18,124	17,714	19,424	19,831	18,245	18,508					139,581
Southwest Airlines	970,870	943,370	1,214,531	1,098,666	1,119,602	1,113,277	1,126,353	1,046,345					8,633,014
US Airways	1,641,913	1,477,898	1,878,011	1,656,206	1,745,449	1,851,239	1,907,389	1,781,849					13,939,954
Volaris	5,388	3,926	4,721	4,396	3,423	3,672	4,313	3,349					33,188
WestJet	46,632	52,438	58,866	46,230	14,122	10,982	10,802	12,470					252,542
Total	2,701,334	2,511,975	3,349,266	2,992,244	3,047,892	3,114,386	3,208,635	2,999,838					23,925,570
GRAND TOTAL	3,363,812	3,159,074	4,029,861	3,586,618	3,587,384	3,591,682	3,680,553	3,460,913					28,459,897

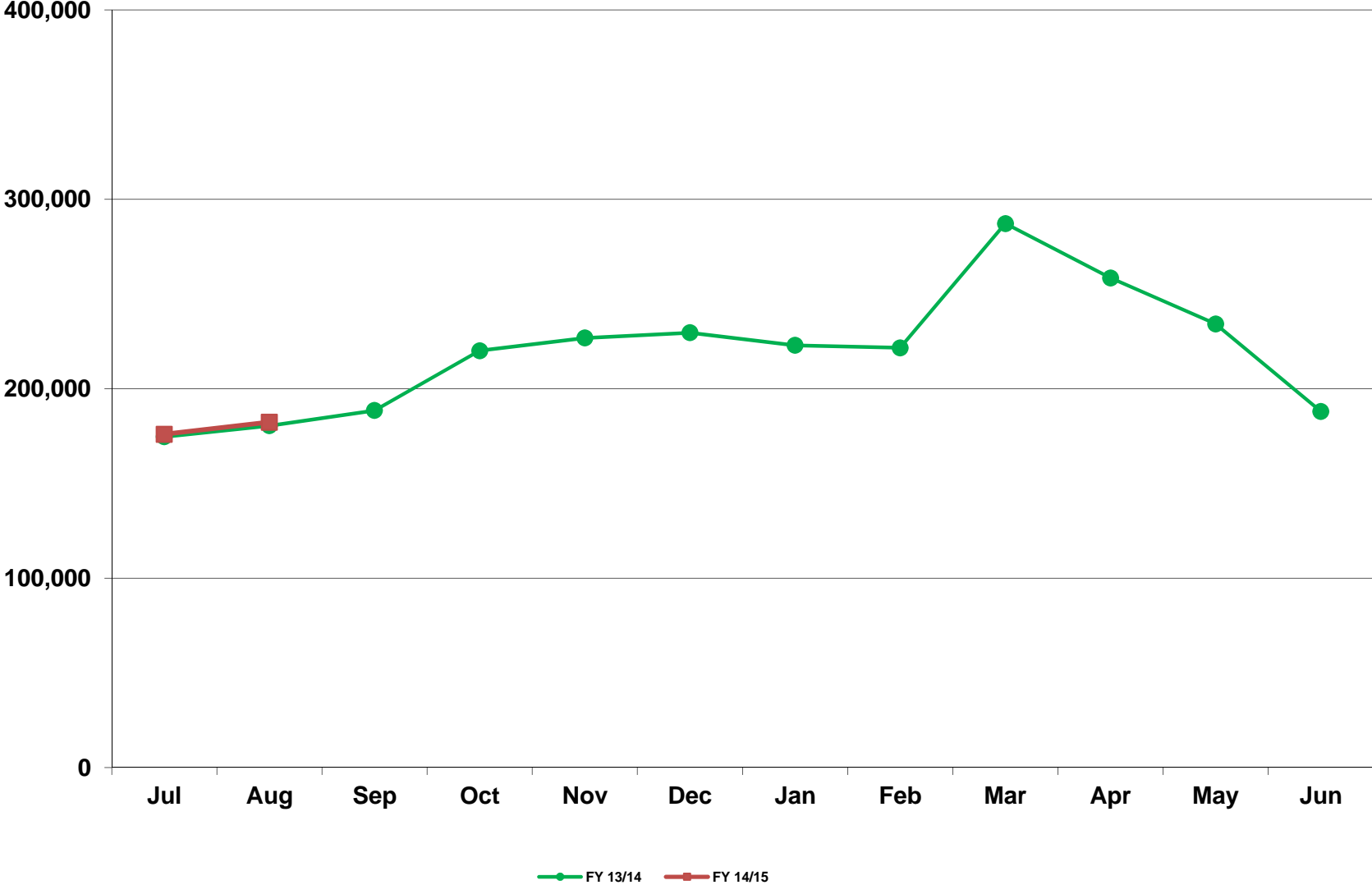
Sky Harbor International Airport
Landing Weights (in Thousands) Fiscal Year 2014/15 - All Airlines

Airline	Jul	Aug	Sep	Oct	Nov	Dec	Jan	Feb	Mar	Apr	May	Jun	Total
Aerovias de Mexico dba Aeromexico	1,319	1,319											2,638
Air Canada	4,245	4,216											8,461
Alaska Airlines	25,230	26,226											51,456
American Airlines	65,143	65,352											130,495
British Airways	19,489	19,489											38,978
Delta Air Lines	108,225	107,197											215,422
Frontier Airlines	20,022	18,609											38,631
Great Lakes Aviation	1,304	1,481											2,785
Hawaiian Airlines	9,920	9,920											19,840
jetBlue Airways	8,378	8,804											17,182
Southwest Airlines	623,450	576,596											1,200,046
Spirit Airlines	8,896	8,898											17,794
United Airlines	64,221	69,811											134,032
US Airways	1,079,915	1,014,777											2,094,692
Volaris	2,037	1,892											3,929
WestJet	6,215	6,413											12,628
Passenger	2,048,009	1,941,000											3,989,009
ABX Air	11,990	11,814											23,804
Airnet Systems	73	41											114
Ameriflight	4,706	4,397											9,103
Empire Airlines	791	850											1,641
Federal Express	60,310	60,298											120,608
IFL Group	1,160	1,044											2,204
United Parcel Service	36,015	33,859											69,874
Cargo	115,045	112,303											227,348
Grand Total	2,163,054	2,053,303											4,216,357

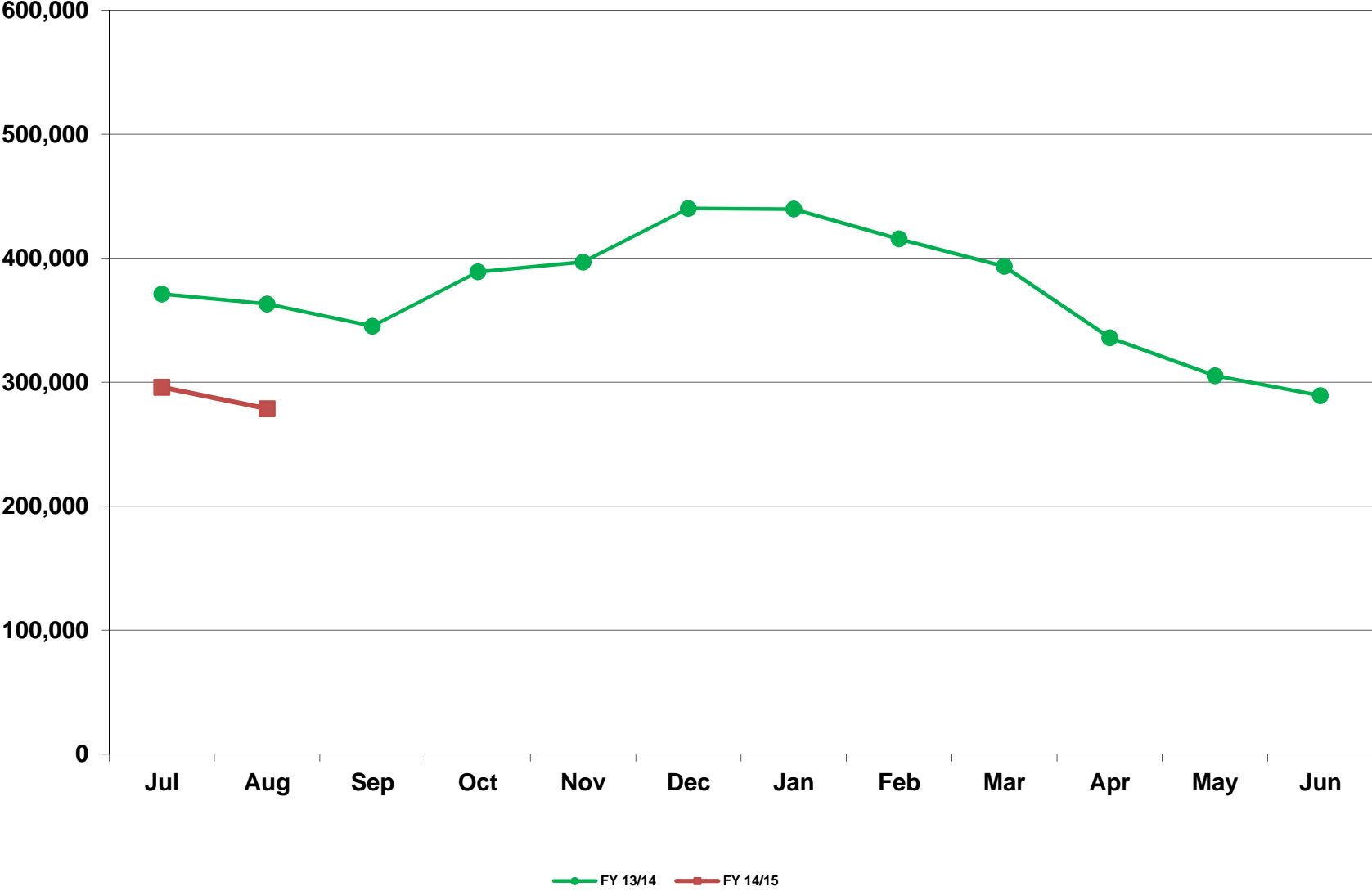
Sky Harbor International Airport
Landing Weights (in Thousands) Fiscal Year 2014/15 - Rates & Charges Airlines

Airline	Jul	Aug	Sep	Oct	Nov	Dec	Jan	Feb	Mar	Apr	May	Jun	Total
Aerovias de Mexico dba Aeromexico	1,319	1,319											2,638
Air Canada	4,245	4,216											8,461
Alaska Airlines	25,230	26,226											51,456
American Airlines	65,143	65,352											130,495
British Airways	19,489	19,489											38,978
Delta Air Lines	108,225	107,197											215,422
Frontier Airlines	20,022	18,609											38,631
Great Lakes Aviation	1,304	1,481											2,785
Hawaiian Airlines	9,920	9,920											19,840
jetBlue Airways	8,378	8,804											17,182
Southwest Airlines	623,450	576,596											1,200,046
Spirit Airlines	8,896	8,898											17,794
United Airlines	64,221	69,811											134,032
US Airways	1,079,915	1,014,777											2,094,692
Volaris	2,037	1,892											3,929
WestJet	6,215	6,413											12,628
Passenger	2,048,009	1,941,000											3,989,009
ABX Air	11,990	11,814											23,804
Federal Express	60,310	60,298											120,608
IFL Group	1,160	1,044											2,204
United Parcel Service	36,015	33,859											69,874
Cargo	109,475	107,015											216,490
Grand Total	2,157,484	2,048,015											4,205,499

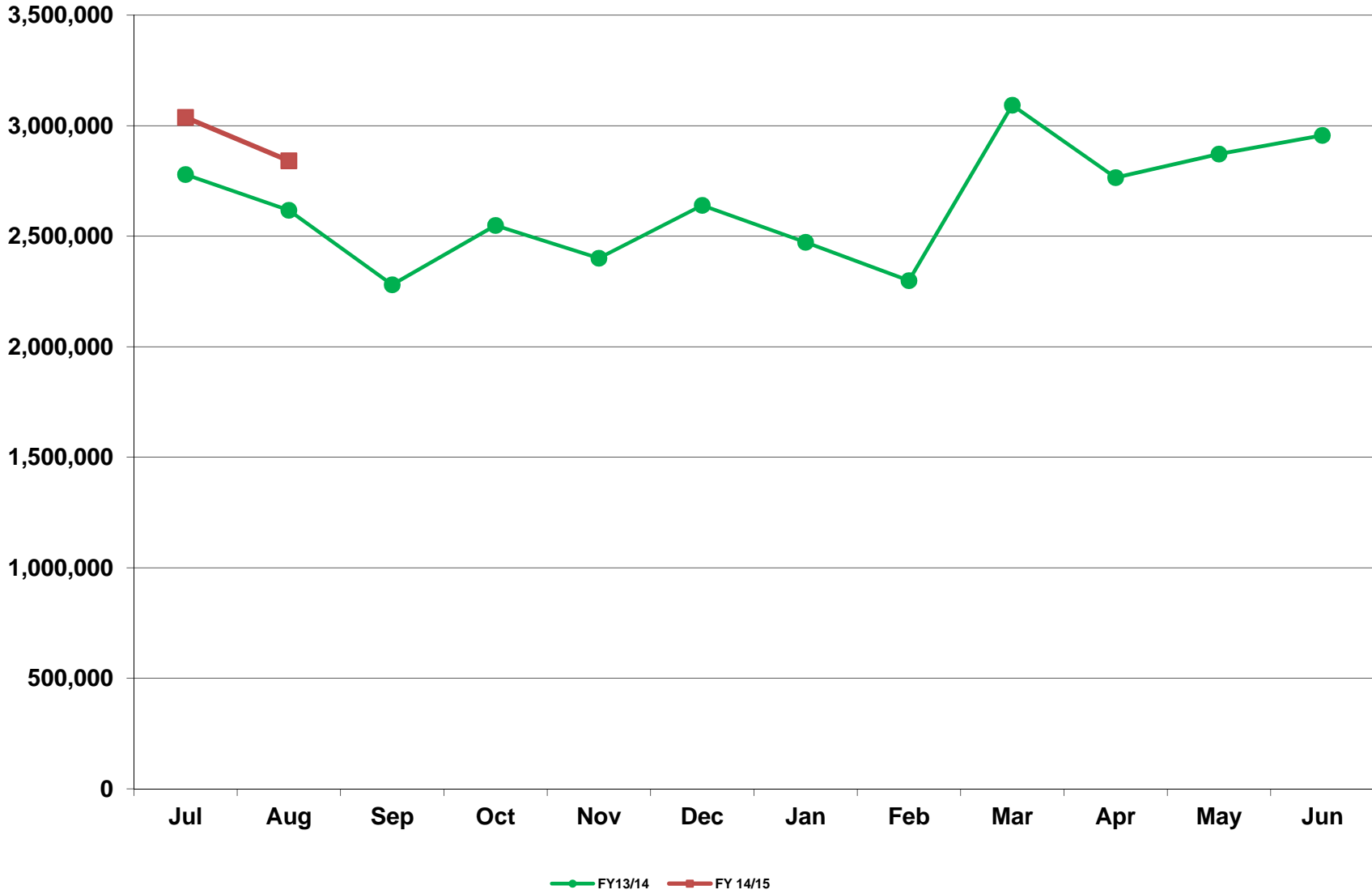
Phoenix Sky Harbor International Airport
Domestic Enplaned/Deplaned Passengers Terminal 2
August 2014



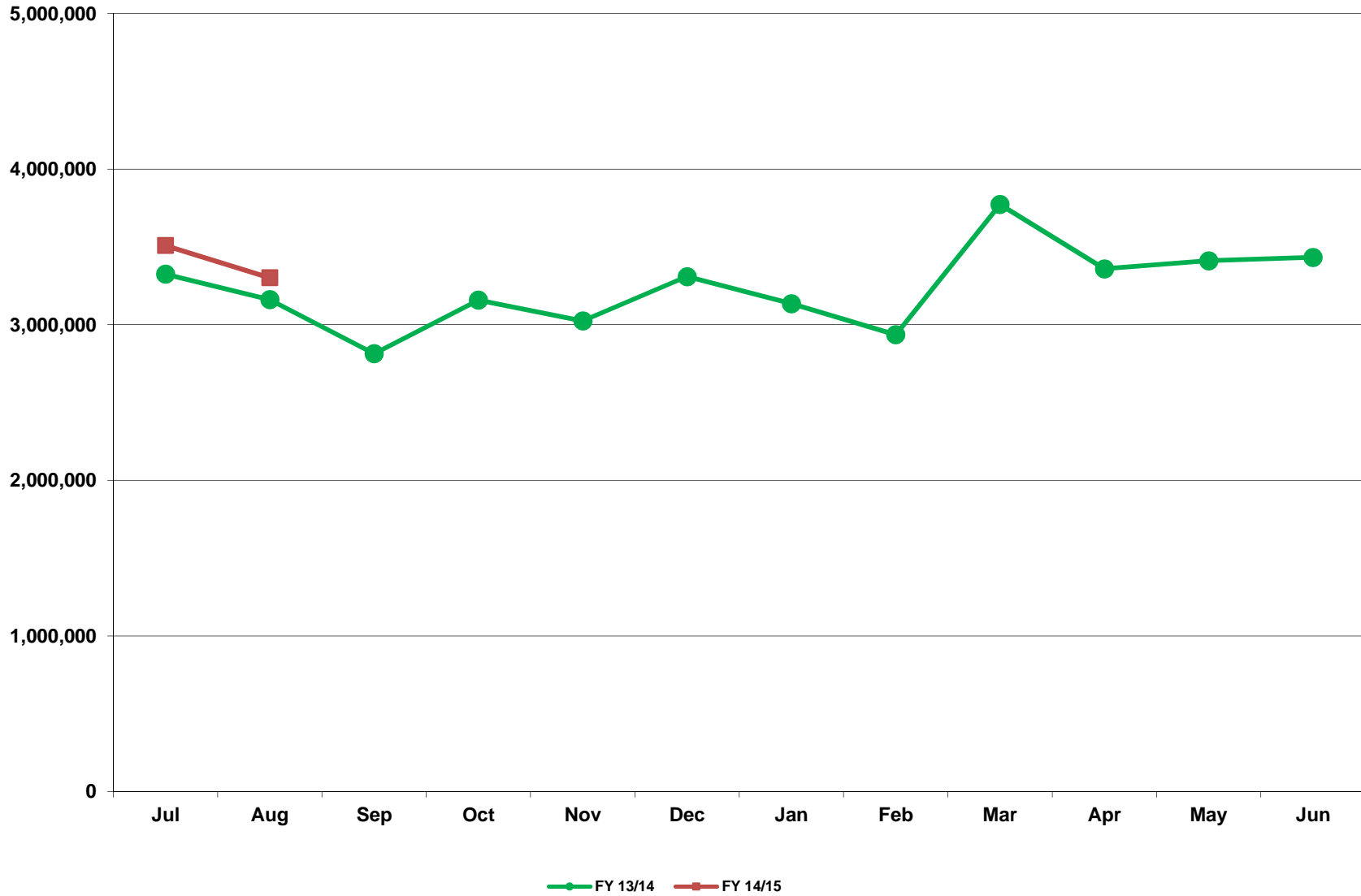
Phoenix Sky Harbor International Airport
Domestic Enplaned/Deplaned Passengers Terminal 3
August 2014



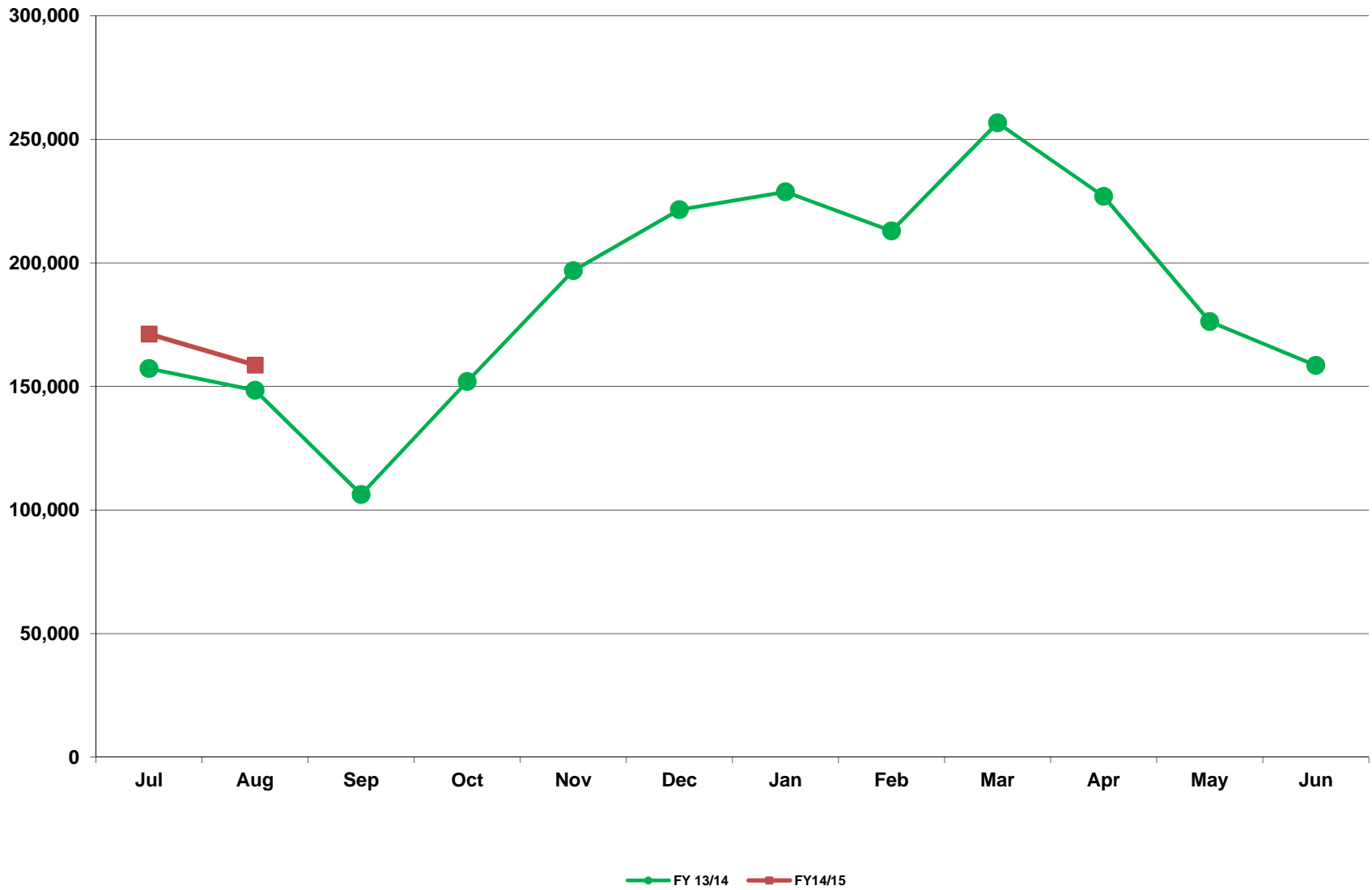
Phoenix Sky Harbor International Airport
Domestic Enplaned/Deplaned Passengers Terminal 4
August 2014



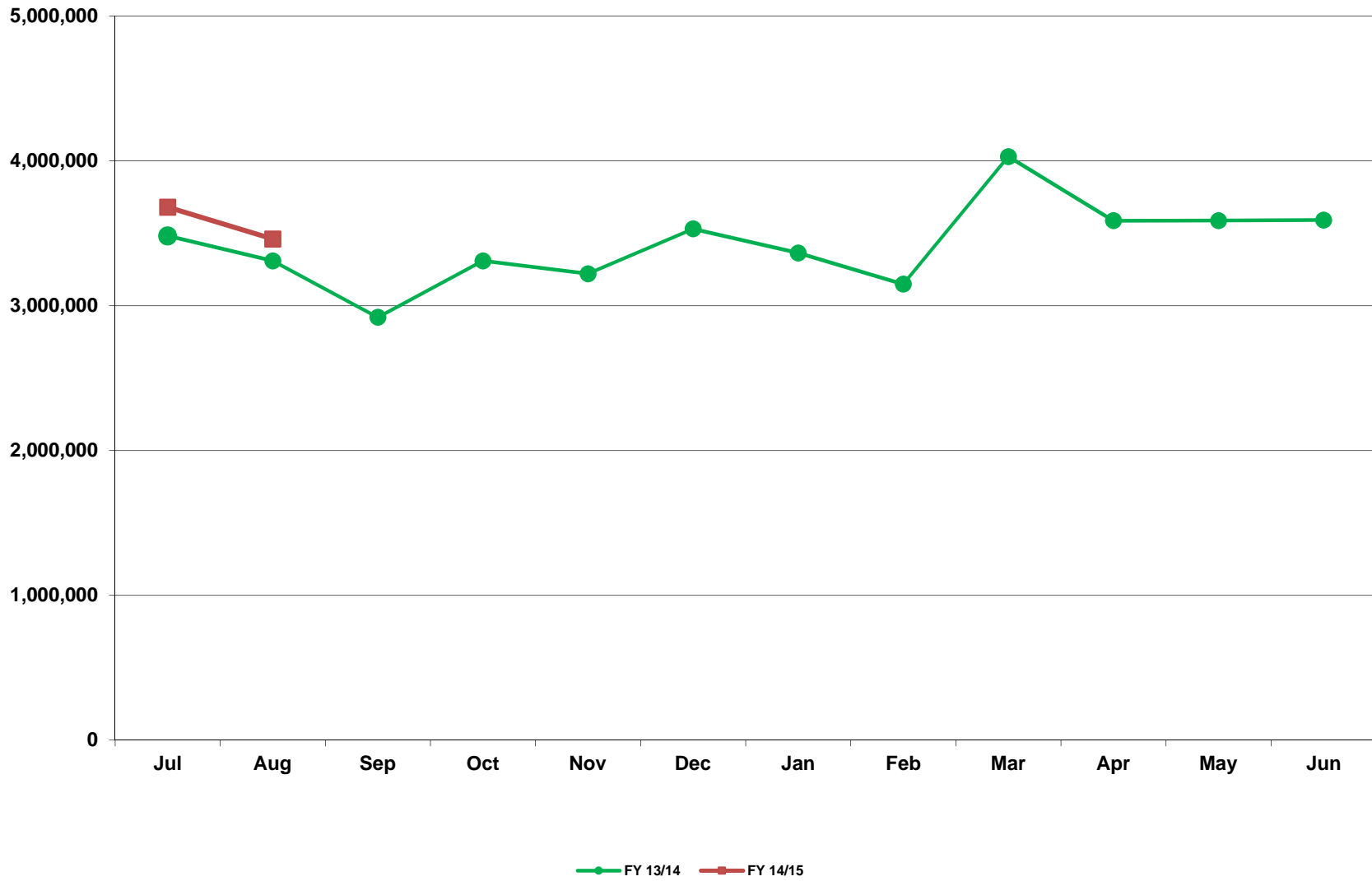
Phoenix Sky Harbor International Airport
Total Domestic Enplaned/Deplaned Passengers
August 2014



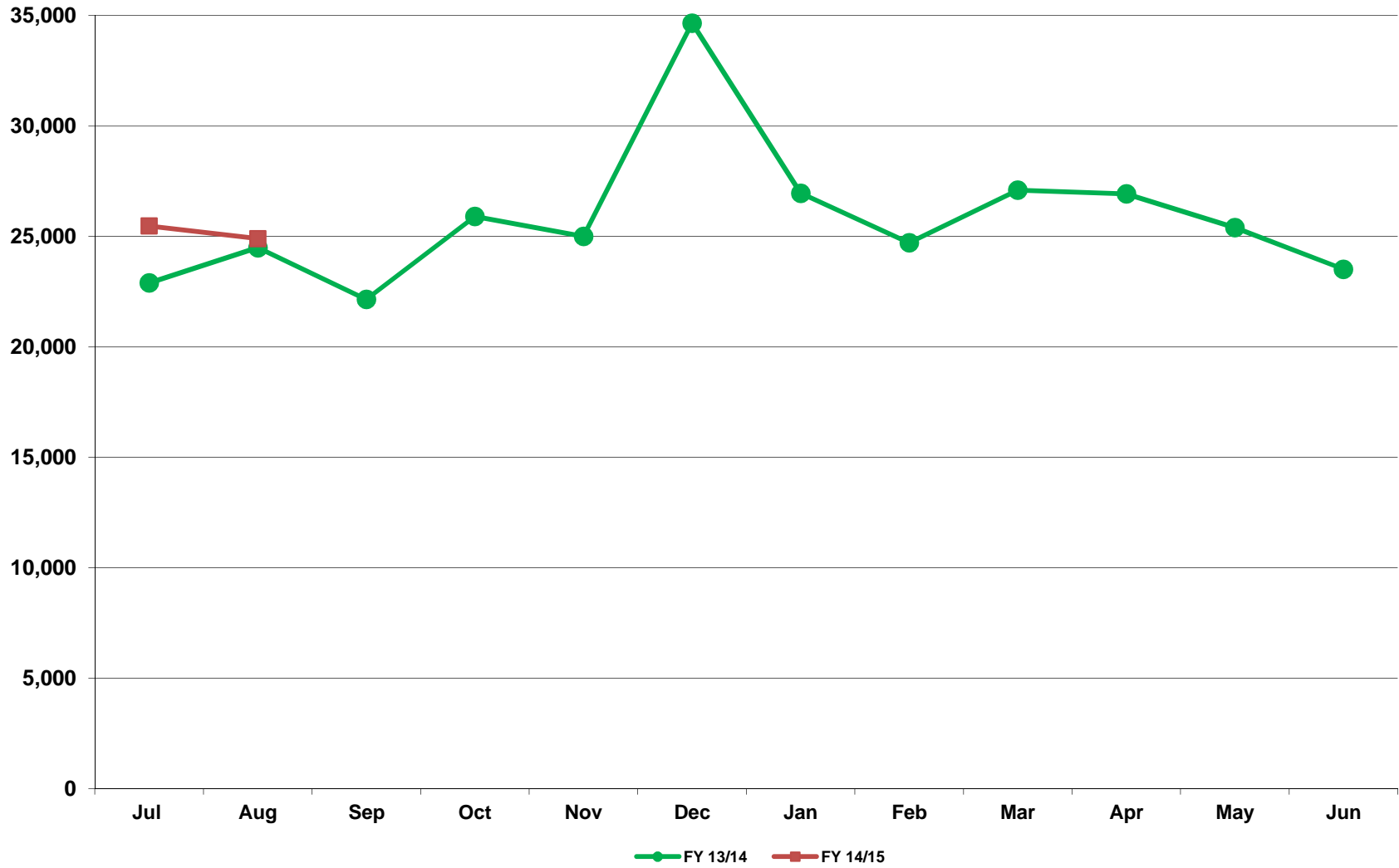
Phoenix Sky Harbor International Airport
Total International Enplaned/Deplaned Passengers
August 2014



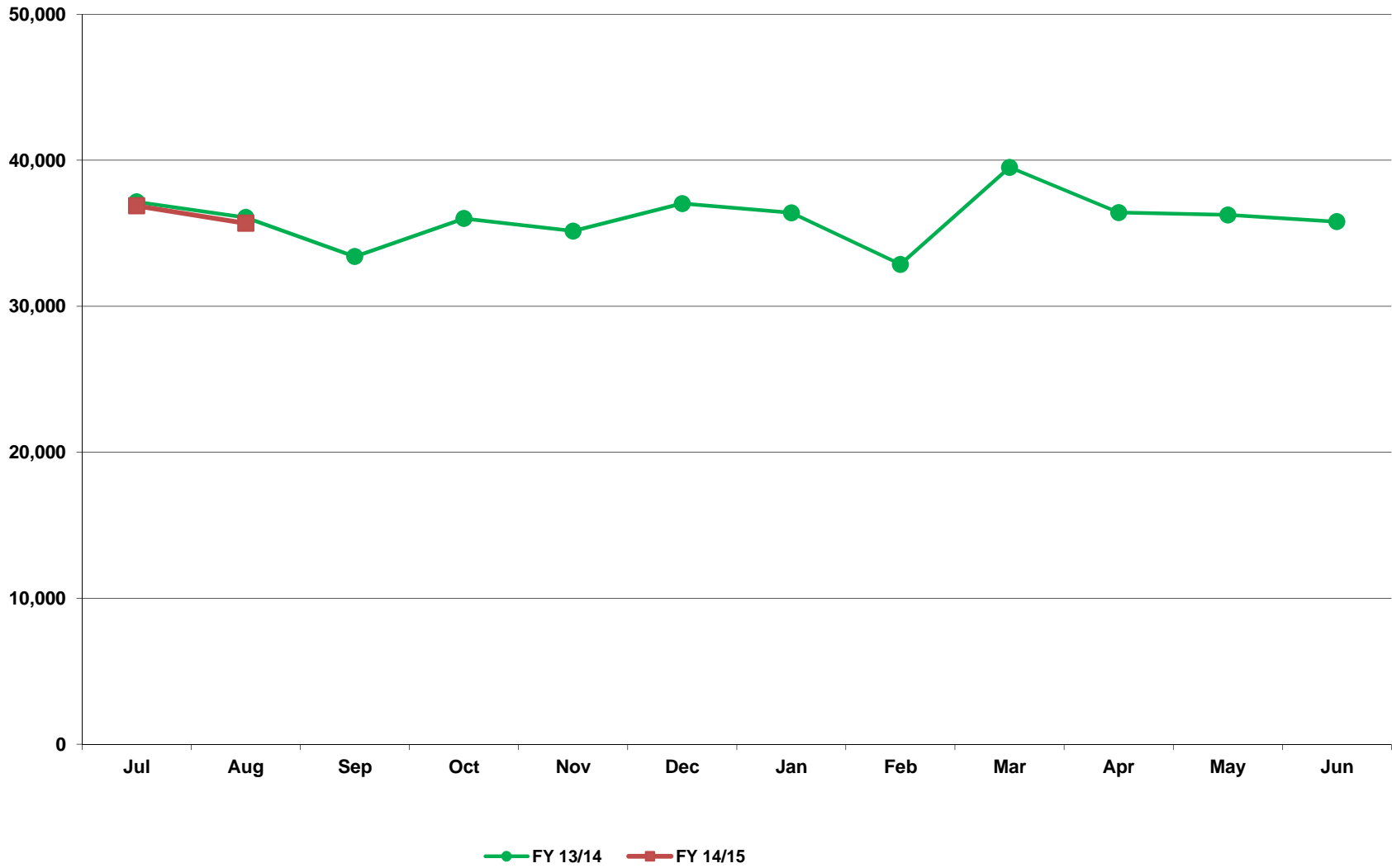
Phoenix Sky Harbor International Airport
Total Enplaned/Deplaned Passengers
August 2014



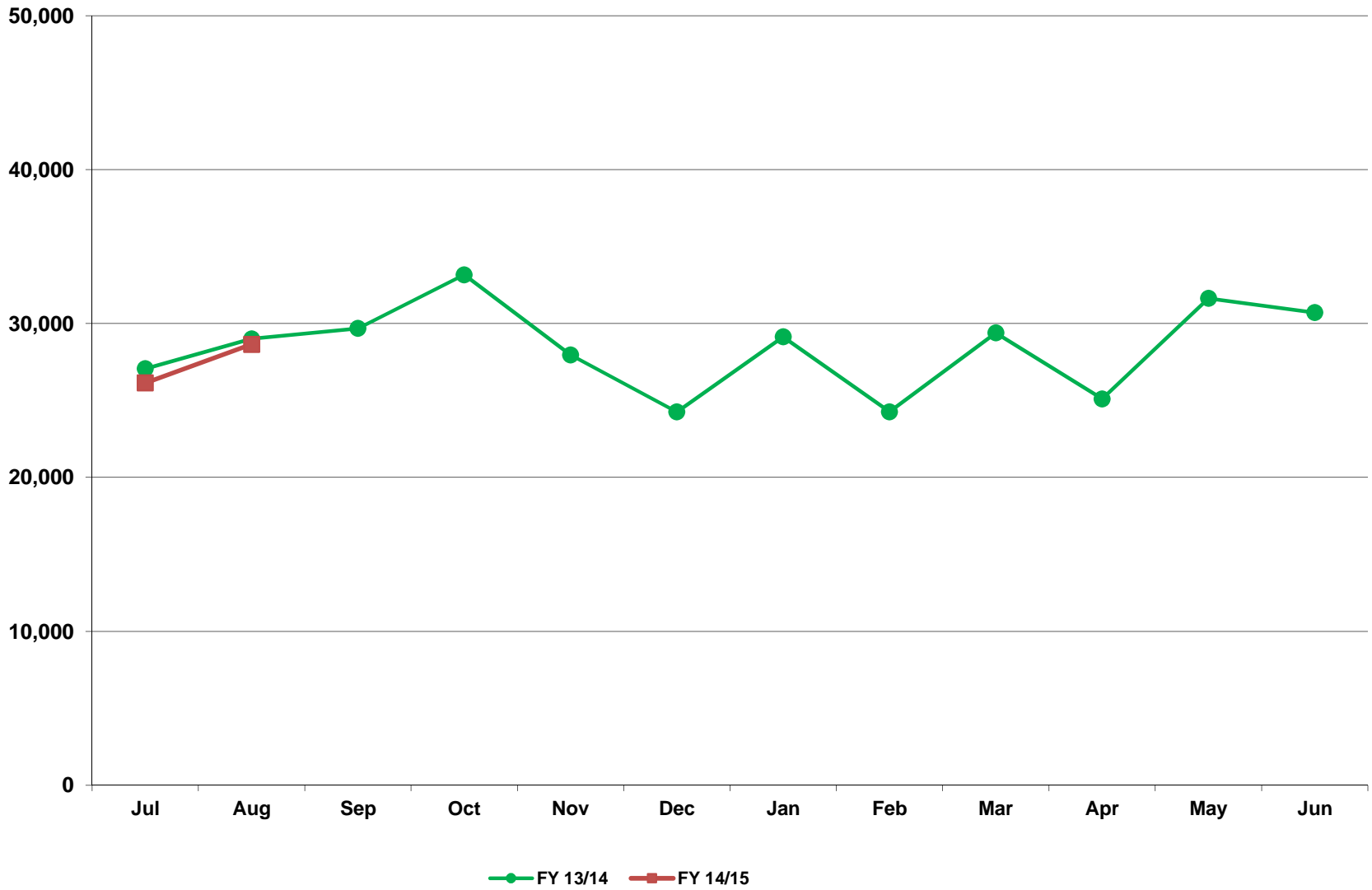
Phoenix Sky Harbor International Airport
Total Enplaned/Deplaned Cargo (Tons)
August 2014



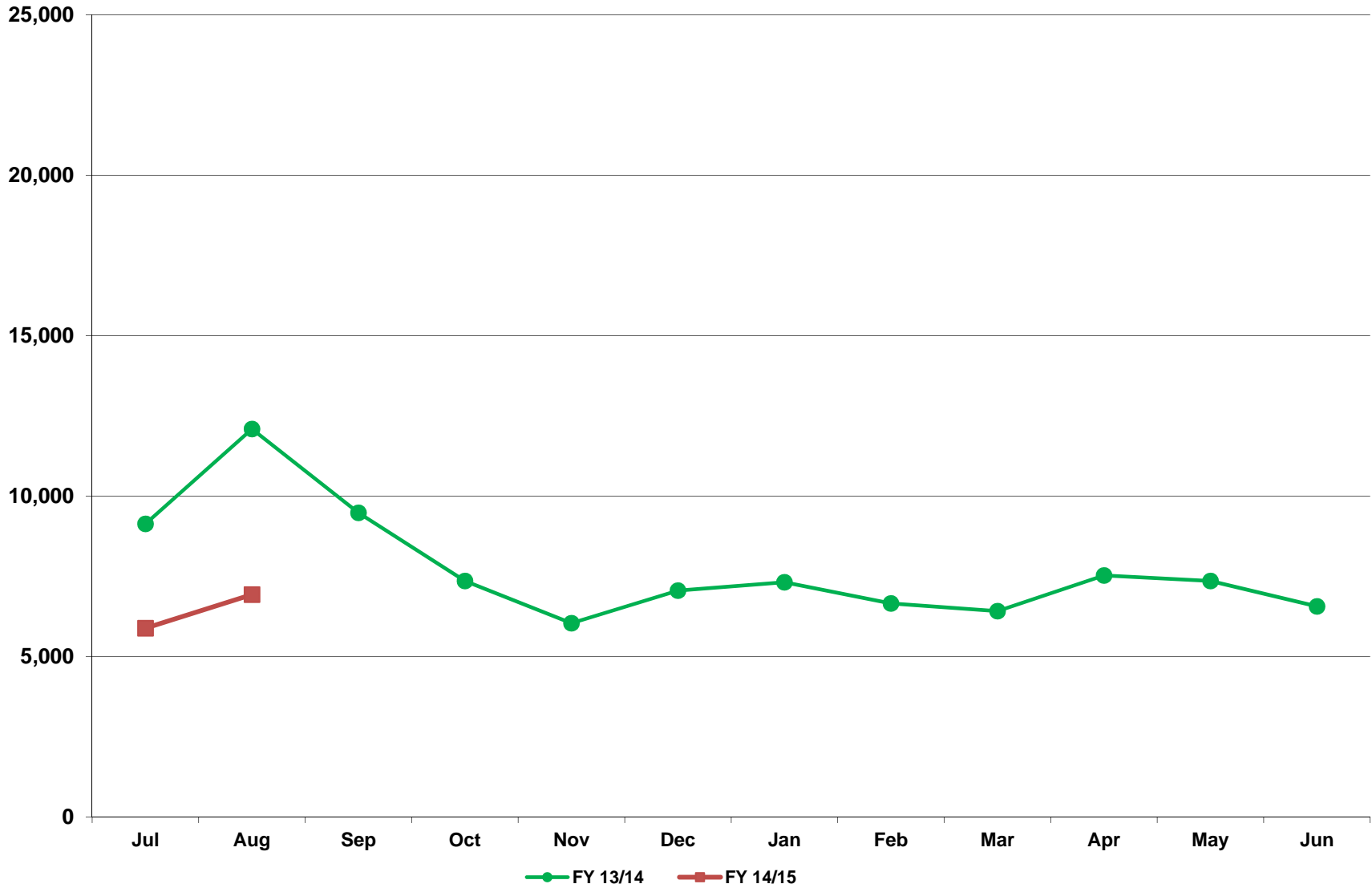
Phoenix Sky Harbor International Airport
Aircraft Operations
August 2014



Deer Valley Airport
Aircraft Operations
August 2014



Goodyear Airport
Aircraft Operations
August 2014



**City of Phoenix Aviation Department
Sky Harbor International Airport
Financial Management Division
Monthly Statistical Reports – September 2014
Table of Contents**

Reports:

- 1 Passengers, Cargo, and Aircraft Operations
- 2 Passenger Activity Report
- 3 Passenger and Activity Worksheet September 2014
- 4 Passenger and Activity Worksheet September 2013
- 5 Enplaned Passengers by Carrier for Fiscal Year 2014/15
- 6 Deplaned Passengers by Carrier for Fiscal Year 2014/15
- 7 Total Passengers by Carrier for Fiscal Year 2014/15
- 8 Enplaned Passengers by Carrier for Calendar Year 2014
- 9 Deplaned Passengers by Carrier for Calendar Year 2014
- 10 Total Passengers by Carrier for Calendar Year 2014
- 11 Airline Landing Weights – All Airlines for Fiscal Year 2014/15
- 12 Airline Landing Weights – Rates & Charges Airlines Only for Fiscal Year 2014/15

Graphs:

- 1 Domestic Enplaned / Deplaned Passengers Terminal 2
- 2 Domestic Enplaned / Deplaned Passengers Terminal 3
- 3 Domestic Enplaned / Deplaned Passengers Terminal 4
- 4 Total Domestic Enplaned / Deplaned Passengers
- 5 Total International Enplaned / Deplaned Passengers
- 6 Total Enplaned / Deplaned Passengers
- 7 Total Enplaned / Deplaned Cargo (in Tons)
- 8 Sky Harbor International Airport Aircraft Operations
- 9 Deer Valley Airport Aircraft Operations
- 10 Goodyear Airport Aircraft Operations

PASSENGERS, CARGO, AND AIRCRAFT OPERATIONS AT PHOENIX AIRPORTS: September 2014

September	2014	2013	%Chg	Fiscal YTD 2014/15	Fiscal YTD 2013/2014	%Chg	Calendar YTD 2014	Calendar YTD 2013	%Chg
PASSENGERS									
T2	93,748	92,360	1.5%	271,839	267,276	1.7%	975,432	974,916	0.1%
T3	124,880	169,296	-26.2%	411,007	531,954	-22.7%	1,511,421	1,781,175	-15.1%
T4	1,214,556	1,133,328	7.2%	4,126,533	3,815,838	8.1%	12,389,013	11,572,674	7.1%
International	48,166	53,069	-9.2%	209,179	202,939	3.1%	840,055	834,828	0.6%
Total Enplaned	1,481,350	1,448,053	2.3%	5,018,558	4,818,007	4.2%	15,715,921	15,163,593	3.6%
T2	99,939	96,174	3.9%	280,226	276,382	1.4%	988,935	963,601	2.6%
T3	130,335	175,836	-25.9%	418,823	547,469	-23.5%	1,507,260	1,787,244	-15.7%
T4	1,236,403	1,146,746	7.8%	4,202,655	3,861,042	8.8%	12,397,125	11,542,069	7.4%
International	50,182	53,243	-5.7%	219,107	209,080	4.8%	848,559	822,121	3.2%
Total Deplaned	1,516,859	1,471,999	3.0%	5,120,811	4,893,973	4.6%	15,741,879	15,115,035	4.1%
Total	2,998,209	2,920,052	2.7%	10,139,369	9,711,980	4.4%	31,457,800	30,278,628	3.9%
CARGO									
Freight enplaned	10,898	10,782	1.1%	34,759	33,434	4.0%	105,044	101,471	3.5%
Freight deplaned	9,115	9,584	-4.9%	28,200	29,346	-3.9%	89,023	93,519	-4.8%
Total Freight	20,013	20,366	-1.7%	62,959	62,780	0.3%	194,067	194,990	-0.5%
Mail enplaned	1,952	1,015	92.3%	6,319	3,716	70.0%	19,576	11,438	71.1%
Mail deplaned	1,535	773	98.6%	4,769	3,044	56.7%	15,062	12,357	21.9%
Total Mail	3,487	1,788	95.0%	11,088	6,760	64.0%	34,638	23,795	45.6%
Total (Tons)	23,500	22,154	6.1%	74,047	69,540	6.5%	228,705	218,785	4.5%
AIRCRAFT OPERATIONS									
Air Carrier/Air Taxi	30,624	31,529	-2.9%	99,826	101,291	-1.4%	304,968	310,380	-1.7%
General Aviation	1,632	1,709	-4.5%	4,663	4,764	-2.1%	15,473	15,717	-1.6%
Military	208	171	21.6%	538	592	-9.1%	1,839	1,896	-3.0%
Sky Harbor International	32,464	33,409	-2.8%	105,027	106,647	-1.5%	322,280	327,993	-1.7%
Air Carrier/Air Taxi	414	320	29.4%	1,189	1,048	13.5%	4,066	3,344	21.6%
General Aviation	26,195	29,361	-10.8%	80,185	84,669	-5.3%	247,512	266,206	-7.0%
Military	6	6	0.0%	30	36	-16.7%	71	63	12.7%
Deer Valley Airport	26,615	29,687	-10.3%	81,404	85,753	-5.1%	251,649	269,613	-6.7%
Air Carrier/Air Taxi	376	53	609.4%	1,083	228	375.0%	2,590	702	268.9%
General Aviation	5,018	9,212	-45.5%	16,599	29,569	-43.9%	54,960	96,644	-43.1%
Military	446	216	106.5%	982	918	7.0%	2,974	2,842	4.6%
Goodyear Airport	5,840	9,481	-38.4%	18,664	30,715	-39.2%	60,524	100,188	-39.6%
Total	64,919	72,577	-10.6%	205,095	223,115	-8.1%	634,453	697,794	-9.1%

Passenger Activity Report * Sky Harbor International Airport *** September 2014**

Airline	Enplaned Passengers			Deplaned Passengers			Total Passengers		
	2014	2013	% Chg	2014	2013	% Chg	2014	2013	% Chg
TERMINAL 2									
Alaska Airlines	23,274	20,263	14.9%	25,681	22,581	13.7%	48,955	42,844	14.3%
Great Lakes Aviation	408	1,106	-63.1%	481	1,252	-61.6%	889	2,358	-62.3%
United Airlines	70,066	70,991	-1.3%	73,777	72,341	2.0%	143,843	143,332	0.4%
Total	93,748	92,360	1.5%	99,939	96,174	3.9%	193,687	188,534	2.7%
TERMINAL 3									
American Airlines		50,900	-100.0%		54,042	-100.0%		104,942	-100.0%
Delta Air Lines	86,299	87,791	-1.7%	90,765	91,060	-0.3%	177,064	178,851	-1.0%
Frontier Airlines	18,176	16,235	12.0%	18,838	15,543	21.2%	37,014	31,778	16.5%
Hawaiian Airlines	6,847	6,733	1.7%	6,858	7,144	-4.0%	13,705	13,877	-1.2%
jetBlue Airways	6,794	6,067	12.0%	7,066	6,384	10.7%	13,860	12,451	11.3%
Spirit Airlines	6,764		N/A	6,808		N/A	13,572		N/A
Total	124,880	169,296	-26.2%	130,335	175,836	-25.9%	255,215	345,132	-26.1%
TERMINAL 4									
Aerovias de Mexico dba Aeromexico	24	806	-97.0%	41	380	-89.2%	65	1,186	-94.5%
Air Canada	3,587	3,257	10.1%	3,442	3,258	5.6%	7,029	6,515	7.9%
American Airlines	57,126		N/A	60,008		N/A	117,134		N/A
British Airways	9,197	9,336	-1.5%	9,883	9,559	3.4%	19,080	18,895	1.0%
Southwest Airlines	484,473	459,911	5.3%	491,227	466,475	5.3%	975,700	926,386	5.3%
US Airways	701,648	708,436	-1.0%	714,947	715,371	-0.1%	1,416,595	1,423,807	-0.5%
Volaris	1,176		N/A	1,031		N/A	2,207		N/A
WestJet	5,491	4,651	18.1%	6,006	4,946	21.4%	11,497	9,597	19.8%
Total	1,262,722	1,186,397	6.4%	1,286,585	1,199,989	7.2%	2,549,307	2,386,386	6.8%
GRAND TOTAL	1,481,350	1,448,053	2.3%	1,516,859	1,471,999	3.0%	2,998,209	2,920,052	2.7%

Sky Harbor International Airport - Passenger and Activity Worksheet September 2014

Airline	Enplaned Passengers				Deplaned Passengers			Freight		Mail		Landed Weight	Landings
	Domestic	Connect	Internat'l	Total	Domestic	Internat'l	Total	Enplaned	Deplaned	Enplaned	Deplaned		
TERMINAL 2													
Alaska Airlines	23,274			23,274	25,681		25,681	8,835	47,339			27,328,800	207
Great Lakes Aviation	408			408	481		481	179	173			1,384,600	86
United Airlines	70,066			70,066	73,777		73,777	65,173	64,164	296,757	381,423	78,198,536	687
Subtotal Terminal 2	93,748			93,748	99,939		99,939	74,187	111,676	296,757	381,423	106,911,936	980
TERMINAL 3													
Delta Air Lines	86,299			86,299	90,765		90,765	80,488	55,473	263,015	348,686	95,046,400	702
Frontier Airlines	18,176			18,176	18,838		18,838					19,706,740	144
Hawaiian Airlines	6,847			6,847	6,858		6,858	78,829	33,413			9,575,000	30
jetBlue Airways	6,794			6,794	7,066		7,066					8,094,000	57
Spirit Airlines	6,764			6,764	6,808		6,808					8,475,579	60
Subtotal Terminal 3	124,880			124,880	130,335		130,335	159,317	88,886	263,015	348,686	140,897,719	993
TERMINAL 4													
Aerovias de Mexico dba Aeromexico			24	24		41	41					42,549	1
Air Canada			3,587	3,587		3,442	3,442	1,190	736			4,087,800	30
American Airlines	57,126			57,126	60,008		60,008	10,865	22,315			63,213,000	467
British Airways			9,197	9,197		9,883	9,883	243,052	391,098			18,860,160	30
Southwest Airlines	347,052	137,421		484,473	491,227		491,227	1,323,819	1,277,083			570,416,000	4,510
US Airways	371,658	301,299	28,691	701,648	685,168	29,779	714,947	1,252,152	694,525	3,159,746	2,216,572	837,219,600	6,875
Volaris			1,176	1,176		1,031	1,031					1,707,475	12
WestJet			5,491	5,491		6,006	6,006					6,007,800	42
Subtotal Terminal 4	775,836	438,720	48,166	1,262,722	1,236,403	50,182	1,286,585	2,831,078	2,385,757	3,159,746	2,216,572	1,501,554,384	11,967
Total Passenger Airlines	994,464	438,720	48,166	1,481,350	1,466,677	50,182	1,516,859	3,064,582	2,586,319	3,719,518	2,946,681	1,749,364,039	13,940
AIR CARGO (SOUTH)													
Federal Express								11,006,053	7,642,652			57,847,400	158
United Parcel Service								5,461,344	5,583,748	183,907	124,129	33,926,640	111
Subtotal Air Cargo (South)								16,467,397	13,206,400	183,907	124,129	91,774,040	269
AIR CARGO (WEST)													
ABX Air								1,675,560	1,807,480			11,522,000	42
Aimet Systems													
Ameriflight								388,192	320,563			3,890,384	284
Empire Airlines								91,687	84,586			756,500	89
IFL Group								109,133	225,142			928,000	16
Subtotal Air Cargo (West)								2,264,572	2,437,771			17,096,884	431
Total Cargo Airlines								18,731,969	15,644,171	183,907	124,129	108,870,924	700
Grand Total	994,464	438,720	48,166	1,481,350	1,466,677	50,182	1,516,859	21,796,551	18,230,490	3,903,425	3,070,810	1,858,234,963	14,640

Total All Passengers: 2,998,209

Total Air Cargo in Tons: 10,898 + 9,115 + 1,952 + 1,535 = 23,501

Sky Harbor International Airport - Passenger and Activity Worksheet September 2013

Airline	Enplaned Passengers			Deplaned Passengers			Freight		Mail		Landed Weight	Landings						
	Domestic	Connect	Internat'l	Total	Domestic	Internat'l	Total	Enplaned	Deplaned	Enplaned			Deplaned					
TERMINAL 2																		
Alaska Airlines	20,263			20,263	22,581		22,581	6,341	37,036			23,688,500	181					
Great Lakes Aviation	1,106			1,106	1,252		1,252	90	268			3,171,700	197					
United Airlines	70,991			70,991	72,341		72,341	74,640	67,843	145,788	206,936	78,902,868	695					
Subtotal Terminal 2	92,360			92,360	96,174		96,174	81,071	105,147	145,788	206,936	105,763,068	1,073					
TERMINAL 3																		
American Airlines	50,900			50,900	54,042		54,042	1,833	21,587		9	56,022,500	517					
Delta Air Lines	87,791			87,791	91,060		91,060	8,574	77,950	287,131	360,187	96,429,200	707					
Frontier Airlines	16,235			16,235	15,543		15,543	1,446	10,253			17,436,107	132					
Hawaiian Airlines	6,733			6,733	7,144		7,144	71,571	90,441			9,600,000	30					
jetBlue Airways	6,067			6,067	6,384		6,384					7,384,000	52					
Subtotal Terminal 3	169,220	76		169,296	175,836		175,836	83,424	200,231	287,131	360,196	189,601,807	1,459					
TERMINAL 4																		
Aerovias de Mexico dba Aeromexico			806	806		380	380					1,276,470	30					
Air Canada			3,257	3,257		3,258	3,258	1,750	1,373	1,570	15	4,042,700	30					
British Airways			9,336	9,336		9,559	9,559	361,975	330,746			18,860,160	30					
Southwest Airlines	315,983	143,928		459,911	466,475		466,475	1,098,293	1,173,331			579,508,000	4,629					
US Airways	349,162	324,255	35,019	708,436	680,271	35,100	715,371	1,620,314	1,485,761	1,532,941	895,684	871,668,600	7,211					
WestJet			4,651	4,651		4,946	4,946					5,939,400	42					
Subtotal Terminal 4	665,145	468,183	53,069	1,186,397	1,146,746	53,243	1,199,989	3,082,332	2,991,211	1,534,511	895,699	1,481,295,330	11,972					
Total Passenger Airlines	926,725	468,259	53,069	1,448,053	1,418,756	53,243	1,471,999	3,246,827	3,296,589	1,967,430	1,462,831	1,776,660,205	14,504					
AIR CARGO (SOUTH)																		
Federal Express								10,624,508	8,074,242			48,933,700	121					
United Parcel Service								5,421,821	5,444,641	61,617	83,385	32,242,960	105					
Subtotal Air Cargo (South)								16,046,329	13,518,883	61,617	83,385	81,176,660	226					
AIR CARGO (WEST)																		
ABX Air								1,623,365	1,727,027			10,608,000	39					
Airnet Systems								10,797	11,068			325,800	23					
Ameriflight								446,207	309,360			3,721,722	290					
Empire Airlines								91,219	82,647			697,000	82					
IFL Group								99,100	222,134			928,000	16					
Subtotal Air Cargo (West)								2,270,688	2,352,236			16,280,522	450					
Total Cargo Airlines								18,317,017	15,871,119	61,617	83,385	97,457,182	676					
Grand Total	926,725	468,259	53,069	1,448,053	1,418,756	53,243	1,471,999	21,563,844	19,167,708	2,029,047	1,546,216	1,874,117,387	15,180					
Total All Passengers:	2,920,052							Total Air Cargo in Tons:		10,782	+	9,584	+	1,015	+	773	=	22,153

Sky Harbor International Airport - Enplaned Passengers by Carrier
Fiscal Year 2014/15

Airline	Jul	Aug	Sep	Oct	Nov	Dec	Jan	Feb	Mar	Apr	May	Jun	Total
TERMINAL 2													
Alaska Airlines	25,780	24,036	23,274										73,090
Great Lakes Aviation	487	523	408										1,418
United Airlines	61,915	65,350	70,066										197,331
Total	88,182	89,909	93,748										271,839
TERMINAL 3													
Delta Air Lines	105,945	99,774	86,299										292,018
Frontier Airlines	19,787	16,619	18,176										54,582
Hawaiian Airlines	6,834	6,935	6,847										20,616
jetBlue Airways	7,419	7,711	6,794										21,924
Spirit Airlines	8,089	7,014	6,764										21,867
Total	148,074	138,053	124,880										411,007
TERMINAL 4													
Aerovias de Mexico dba Aeromexico	1,078	1,204	24										2,306
Air Canada	3,613	3,790	3,587										10,990
American Airlines	64,567	62,712	57,126										184,405
British Airways	7,992	8,998	9,197										26,187
Southwest Airlines	558,987	523,019	484,473										1,566,479
US Airways	939,513	882,646	701,648										2,523,807
Volaris	1,972	1,439	1,176										4,587
WestJet	5,291	6,169	5,491										16,951
Total	1,583,013	1,489,977	1,262,722										4,335,712
GRAND TOTAL	1,819,269	1,717,939	1,481,350										5,018,558

Sky Harbor International Airport - Deplaned Passengers by Carrier
Fiscal Year 2014/15

Airline	Jul	Aug	Sep	Oct	Nov	Dec	Jan	Feb	Mar	Apr	May	Jun	Total
TERMINAL 2													
Alaska Airlines	25,042	25,796	25,681										76,519
Great Lakes Aviation	431	512	481										1,424
United Airlines	62,341	66,165	73,777										202,283
Total	87,814	92,473	99,939										280,226
TERMINAL 3													
Delta Air Lines	104,537	101,707	90,765										297,009
Frontier Airlines	19,966	16,469	18,838										55,273
Hawaiian Airlines	7,177	7,438	6,858										21,473
jetBlue Airways	7,804	7,966	7,066										22,836
Spirit Airlines	8,364	7,060	6,808										22,232
Total	147,848	140,640	130,335										418,823
TERMINAL 4													
Aerovias de Mexico dba Aeromexico	1,263	1,098	41										2,402
Air Canada	3,406	3,618	3,442										10,466
American Airlines	67,606	64,895	60,008										192,509
British Airways	10,253	9,510	9,883										29,646
Southwest Airlines	567,366	523,020	491,227										1,581,613
US Airways	967,876	899,203	714,947										2,582,026
Volaris	2,341	1,910	1,031										5,282
WestJet	5,511	6,301	6,006										17,818
Total	1,625,622	1,509,555	1,286,585										4,421,762
GRAND TOTAL	1,861,284	1,742,668	1,516,859										5,120,811

Sky Harbor International Airport - Total Passengers by Carrier
Fiscal Year 2014/15

Airline	Jul	Aug	Sep	Oct	Nov	Dec	Jan	Feb	Mar	Apr	May	Jun	Total
TERMINAL 2													
Alaska Airlines	50,822	49,832	48,955										149,609
Great Lakes Aviation	918	1,035	889										2,842
United Airlines	124,256	131,515	143,843										399,614
Total	175,996	182,382	193,687										552,065
TERMINAL 3													
Delta Air Lines	210,482	201,481	177,064										589,027
Frontier Airlines	39,753	33,088	37,014										109,855
Hawaiian Airlines	14,011	14,373	13,705										42,089
jetBlue Airways	15,223	15,677	13,860										44,760
Spirit Airlines	16,453	14,074	13,572										44,099
Total	295,922	278,693	255,215										829,830
TERMINAL 4													
Aerovias de Mexico dba Aeromexico	2,341	2,302	65										4,708
Air Canada	7,019	7,408	7,029										21,456
American Airlines	132,173	127,607	117,134										376,914
British Airways	18,245	18,508	19,080										55,833
Southwest Airlines	1,126,353	1,046,039	975,700										3,148,092
US Airways	1,907,389	1,781,849	1,416,595										5,105,833
Volaris	4,313	3,349	2,207										9,869
WestJet	10,802	12,470	11,497										34,769
Total	3,208,635	2,999,532	2,549,307										8,757,474
GRAND TOTAL	3,680,553	3,460,607	2,998,209										10,139,369

Sky Harbor International Airport - Enplaned Passengers by Carrier
Calendar Year 2014

Airline	Jan	Feb	Mar	Apr	May	Jun	Jul	Aug	Sep	Oct	Nov	Dec	Total
TERMINAL 2													
Alaska Airlines	29,364	30,724	37,621	35,371	29,069	26,493	25,780	24,036	23,274				261,732
Great Lakes Aviation	520	509	551	349	391	445	487	523	408				4,183
United Airlines	81,340	79,430	106,758	83,926	91,727	69,005	61,915	65,350	70,066				709,517
Total	111,224	110,663	144,930	119,646	121,187	95,943	88,182	89,909	93,748				975,432
TERMINAL 3													
American Airlines	69,700	65,025											134,725
Delta Air Lines	102,742	97,455	139,288	119,382	108,775	103,936	105,945	99,774	86,299				963,596
Frontier Airlines	16,835	16,898	19,382	18,882	20,664	18,803	19,787	16,619	18,176				166,046
Hawaiian Airlines	7,367	6,379	6,792	6,419	7,422	7,168	6,834	6,935	6,847				62,163
jetBlue Airways	5,993	6,084	8,071	7,719	8,412	7,745	7,419	7,711	6,794				65,948
MN Airlines dba Sun Country	3,609	3,849	4,611	3,871	1,898	969							18,807
Spirit Airlines	13,398	14,087	17,651	16,055	8,369	8,709	8,089	7,014	6,764				100,136
Total	219,644	209,777	195,795	172,328	155,540	147,330	148,074	138,053	124,880				1,511,421
TERMINAL 4													
Aerovias de Mexico dba Aeromexico	1,355	906	1,234	1,075	1,086	1,226	1,078	1,204	24				9,188
Air Canada	8,866	9,725	12,133	10,640	4,169	3,837	3,613	3,790	3,587				60,360
American Airlines			74,445	74,999	68,887	52,974	64,567	62,712	57,126				455,710
British Airways	7,003	5,516	8,479	8,906	10,043	9,962	7,992	8,998	9,197				76,096
Southwest Airlines	481,394	469,902	609,057	562,739	571,412	563,150	558,987	523,019	484,473				4,824,133
US Airways	813,891	731,080	935,868	838,442	884,685	925,997	939,513	882,646	701,648				7,653,770
Volaris	2,520	1,862	2,473	2,328	1,597	1,727	1,972	1,439	1,176				17,094
WestJet	22,629	25,263	29,876	25,165	7,319	5,514	5,291	6,169	5,491				132,717
Total	1,337,658	1,244,254	1,673,565	1,524,294	1,549,198	1,564,387	1,583,013	1,489,977	1,262,722				13,229,068
GRAND TOTAL	1,668,526	1,564,694	2,014,290	1,816,268	1,825,925	1,807,660	1,819,269	1,717,939	1,481,350				15,715,921

Sky Harbor International Airport - Deplaned Passengers by Carrier
Calendar Year 2014

Airline	Jan	Feb	Mar	Apr	May	Jun	Jul	Aug	Sep	Oct	Nov	Dec	Total
TERMINAL 2													
Alaska Airlines	30,952	31,428	38,497	33,197	25,784	24,953	25,042	25,796	25,681				261,330
Great Lakes Aviation	614	510	491	347	388	417	431	512	481				4,191
United Airlines	80,157	79,004	103,273	105,274	86,883	66,721	62,341	66,165	73,777				723,595
Total	111,723	110,942	142,261	138,818	113,055	92,091	87,814	92,473	99,939				989,116
TERMINAL 3													
American Airlines	71,060	65,892											136,952
Delta Air Lines	97,243	100,000	139,913	114,416	105,304	100,458	104,537	101,707	90,765				954,343
Frontier Airlines	17,440	17,284	19,390	18,486	20,073	18,313	19,966	16,469	18,838				166,259
Hawaiian Airlines	7,512	6,411	7,240	6,585	7,062	6,877	7,177	7,438	6,858				63,160
jetBlue Airways	6,721	6,720	7,970	7,682	7,655	7,194	7,804	7,966	7,066				66,778
MN Airlines dba Sun Country	4,698	4,344	4,654	2,832	1,359	776							18,663
Spirit Airlines	15,213	15,066	18,442	13,581	8,257	8,314	8,364	7,060	6,808				101,105
Total	219,887	215,717	197,609	163,582	149,710	141,932	147,848	140,640	130,335				1,507,260
TERMINAL 4													
Aerovias de Mexico dba Aeromexico	1,357	842	1,147	1,116	928	967	1,263	1,098	41				8,759
Air Canada	9,631	10,457	11,968	9,422	3,456	2,836	3,406	3,618	3,442				58,236
American Airlines			74,086	71,780	67,346	53,545	67,606	64,895	60,008				459,266
British Airways	8,319	6,897	9,645	8,808	9,381	9,869	10,253	9,510	9,883				82,565
Southwest Airlines	489,476	473,468	605,474	535,927	548,190	550,127	567,366	523,020	491,227				4,784,275
US Airways	828,022	746,818	942,143	817,764	860,764	925,242	967,876	899,203	714,947				7,702,779
Volaris	2,868	2,064	2,248	2,068	1,826	1,945	2,341	1,910	1,031				18,301
WestJet	24,003	27,175	28,990	21,065	6,803	5,468	5,511	6,301	6,006				131,322
Total	1,363,676	1,267,721	1,675,701	1,467,950	1,498,694	1,549,999	1,625,622	1,509,555	1,286,585				13,245,503
GRAND TOTAL	1,695,286	1,594,380	2,015,571	1,770,350	1,761,459	1,784,022	1,861,284	1,742,668	1,516,859				15,741,879

Sky Harbor International Airport - Total Passengers by Carrier
Calendar Year 2014

Airline	Jan	Feb	Mar	Apr	May	Jun	Jul	Aug	Sep	Oct	Nov	Dec	Total
TERMINAL 2													
Alaska Airlines	60,316	62,152	76,118	68,568	54,853	51,446	50,822	49,832	48,955				523,062
Great Lakes Aviation	1,134	1,019	1,042	696	779	862	918	1,035	889				8,374
United Airlines	161,497	158,434	210,031	189,200	178,610	135,726	124,256	131,515	143,843				1,433,112
Total	222,947	221,605	287,191	258,464	234,242	188,034	175,996	182,382	193,687				1,964,548
TERMINAL 3													
American Airlines	140,760	130,917											271,677
Delta Air Lines	199,985	197,455	279,201	233,798	214,079	204,394	210,482	201,481	177,064				1,917,939
Frontier Airlines	34,275	34,182	38,772	37,368	40,737	37,116	39,753	33,088	37,014				332,305
Hawaiian Airlines	14,879	12,790	14,032	13,004	14,484	14,045	14,011	14,373	13,705				125,323
jetBlue Airways	12,714	12,804	16,041	15,401	16,067	14,939	15,223	15,677	13,860				132,726
MN Airlines dba Sun Country	8,307	8,193	9,265	6,703	3,257	1,745							37,470
Spirit Airlines	28,611	29,153	36,093	29,636	16,626	17,023	16,453	14,074	13,572				201,241
Total	439,531	425,494	393,404	335,910	305,250	289,262	295,922	278,693	255,215				3,018,681
TERMINAL 4													
Aerovias de Mexico dba Aeromexico	2,712	1,748	2,381	2,191	2,014	2,193	2,341	2,302	65				17,947
Air Canada	18,497	20,182	24,101	20,062	7,625	6,673	7,019	7,408	7,029				118,596
American Airlines			148,531	146,779	136,233	106,519	132,173	127,607	117,134				914,976
British Airways	15,322	12,413	18,124	17,714	19,424	19,831	18,245	18,508	19,080				158,661
Southwest Airlines	970,870	943,370	1,214,531	1,098,666	1,119,602	1,113,277	1,126,353	1,046,039	975,700				9,608,408
US Airways	1,641,913	1,477,898	1,878,011	1,656,206	1,745,449	1,851,239	1,907,389	1,781,849	1,416,595				15,356,549
Volaris	5,388	3,926	4,721	4,396	3,423	3,672	4,313	3,349	2,207				35,395
WestJet	46,632	52,438	58,866	46,230	14,122	10,982	10,802	12,470	11,497				264,039
Total	2,701,334	2,511,975	3,349,266	2,992,244	3,047,892	3,114,386	3,208,635	2,999,532	2,549,307				26,474,571
GRAND TOTAL	3,363,812	3,159,074	4,029,861	3,586,618	3,587,384	3,591,682	3,680,553	3,460,607	2,998,209				31,457,800

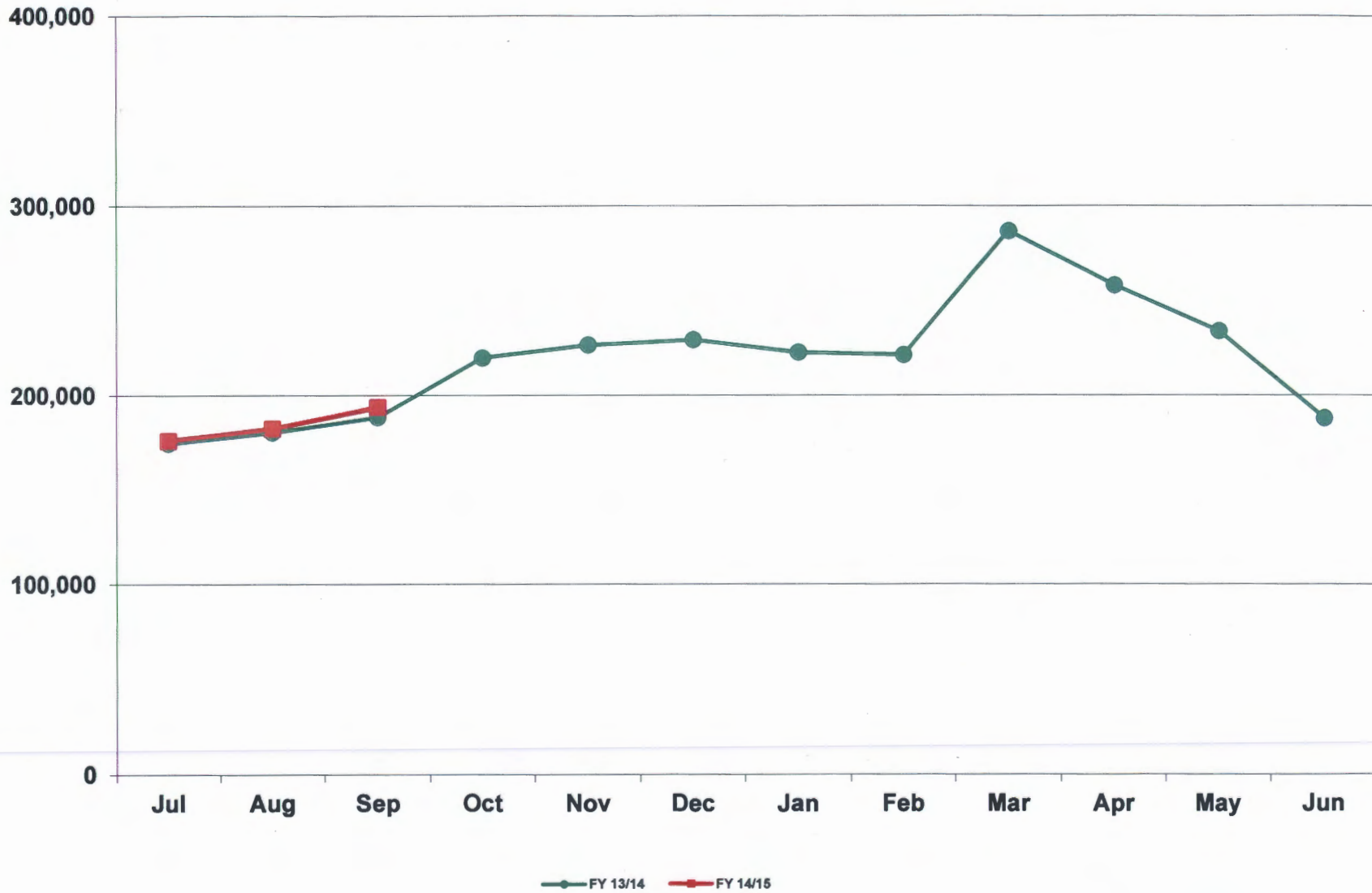
Sky Harbor International Airport
Landing Weights (in Thousands) Fiscal Year 2014/15 - All Airlines

Airline	Jul	Aug	Sep	Oct	Nov	Dec	Jan	Feb	Mar	Apr	May	Jun	Total
Aerovias de Mexico dba Aeromexico	1,319	1,319	43										2,681
Air Canada	4,245	4,216	4,088										12,549
Alaska Airlines	25,230	26,226	27,329										78,785
American Airlines	65,143	65,352	63,213										193,708
British Airways	19,489	19,489	18,860										57,838
Delta Air Lines	108,225	107,197	95,047										310,469
Frontier Airlines	20,022	18,609	19,707										58,338
Great Lakes Aviation	1,304	1,481	1,385										4,170
Hawaiian Airlines	9,920	9,920	9,575										29,415
jetBlue Airways	8,378	8,804	8,094										25,276
Southwest Airlines	623,450	599,066	570,416										1,792,932
Spirit Airlines	8,896	8,898	8,476										26,270
United Airlines	64,221	69,811	78,199										212,231
US Airways	1,079,915	1,014,777	837,220										2,931,912
Volaris	2,037	1,892	1,707										5,636
WestJet	6,215	6,413	6,008										18,636
Passenger	2,048,009	1,963,470	1,749,367										5,760,846
ABX Air	11,990	11,814	11,522										35,326
Airnet Systems	73	41											114
Ameriflight	4,706	4,397	3,890										12,993
Empire Airlines	791	850	757										2,398
Federal Express	60,310	60,298	57,847										178,455
IFL Group	1,160	1,044	928										3,132
United Parcel Service	36,015	33,859	33,927										103,801
Cargo	115,045	112,303	108,871										336,219
Grand Total	2,163,054	2,075,773	1,858,238										6,097,065

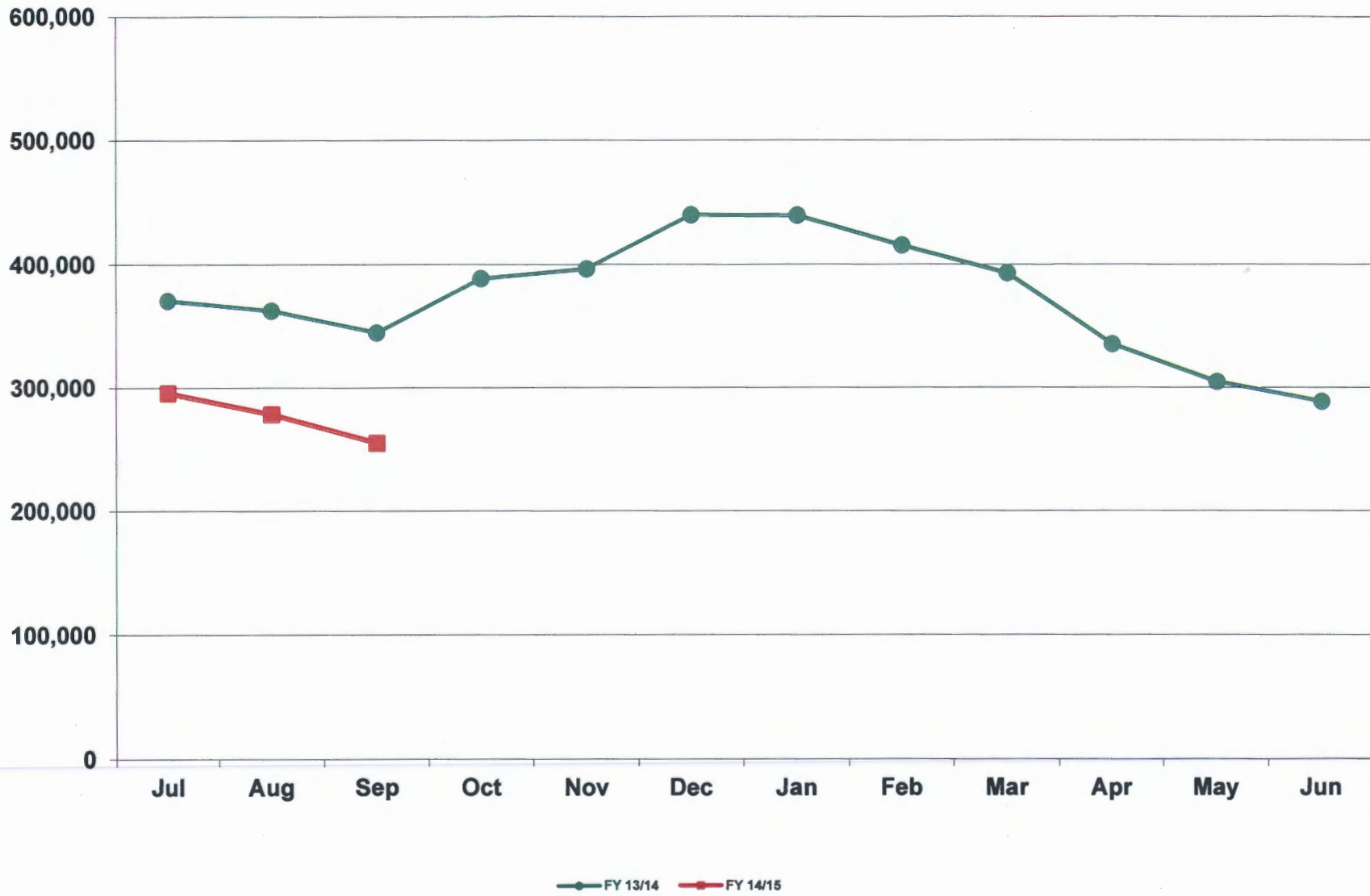
Sky Harbor International Airport
Landing Weights (in Thousands) Fiscal Year 2014/15 - Rates & Charges Airlines

Airline	Jul	Aug	Sep	Oct	Nov	Dec	Jan	Feb	Mar	Apr	May	Jun	Total
Aerovias de Mexico dba Aeromexico	1,319	1,319	43										2,681
Air Canada	4,245	4,216	4,088										12,549
Alaska Airlines	25,230	26,226	27,329										78,785
American Airlines	65,143	65,352	63,213										193,708
British Airways	19,489	19,489	18,860										57,838
Delta Air Lines	108,225	107,197	95,047										310,469
Frontier Airlines	20,022	18,609	19,707										58,338
Great Lakes Aviation	1,304	1,481	1,385										4,170
Hawaiian Airlines	9,920	9,920	9,575										29,415
jetBlue Airways	8,378	8,804	8,094										25,276
Southwest Airlines	623,450	599,066	570,416										1,792,932
Spirit Airlines	8,896	8,898	8,476										26,270
United Airlines	64,221	69,811	78,199										212,231
US Airways	1,079,915	1,014,777	837,220										2,931,912
Volaris	2,037	1,892	1,707										5,636
WestJet	6,215	6,413	6,008										18,636
Passenger	2,048,009	1,963,470	1,749,367										5,760,846
ABX Air	11,990	11,814	11,522										35,326
Federal Express	60,310	60,298	57,847										178,455
IFL Group	1,160	1,044	928										3,132
United Parcel Service	36,015	33,859	33,927										103,801
Cargo	109,475	107,015	104,224										320,714
Grand Total	2,157,484	2,070,485	1,853,591										6,081,560

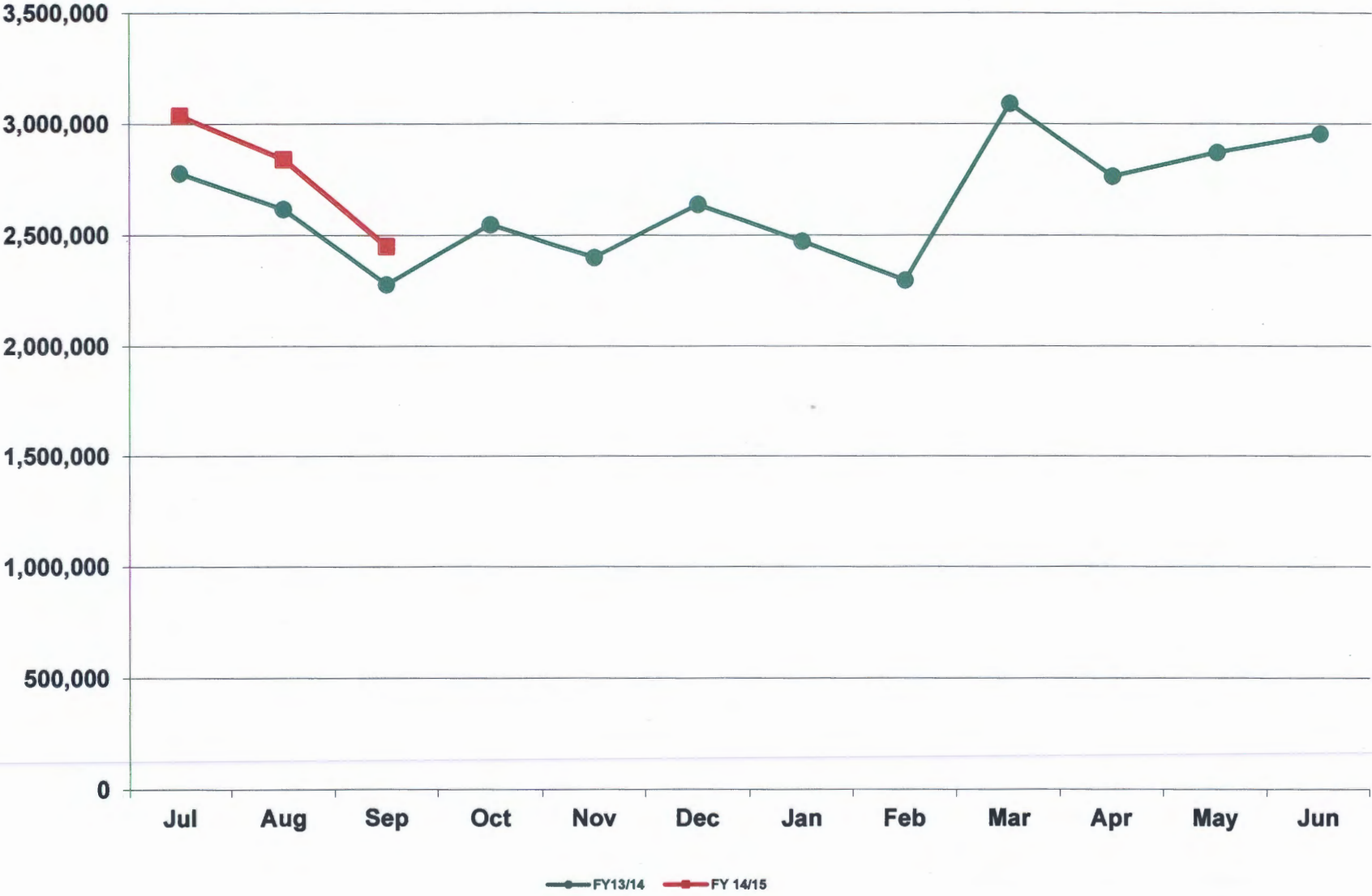
Phoenix Sky Harbor International Airport
Domestic Enplaned/Deplaned Passengers Terminal 2
September 2014



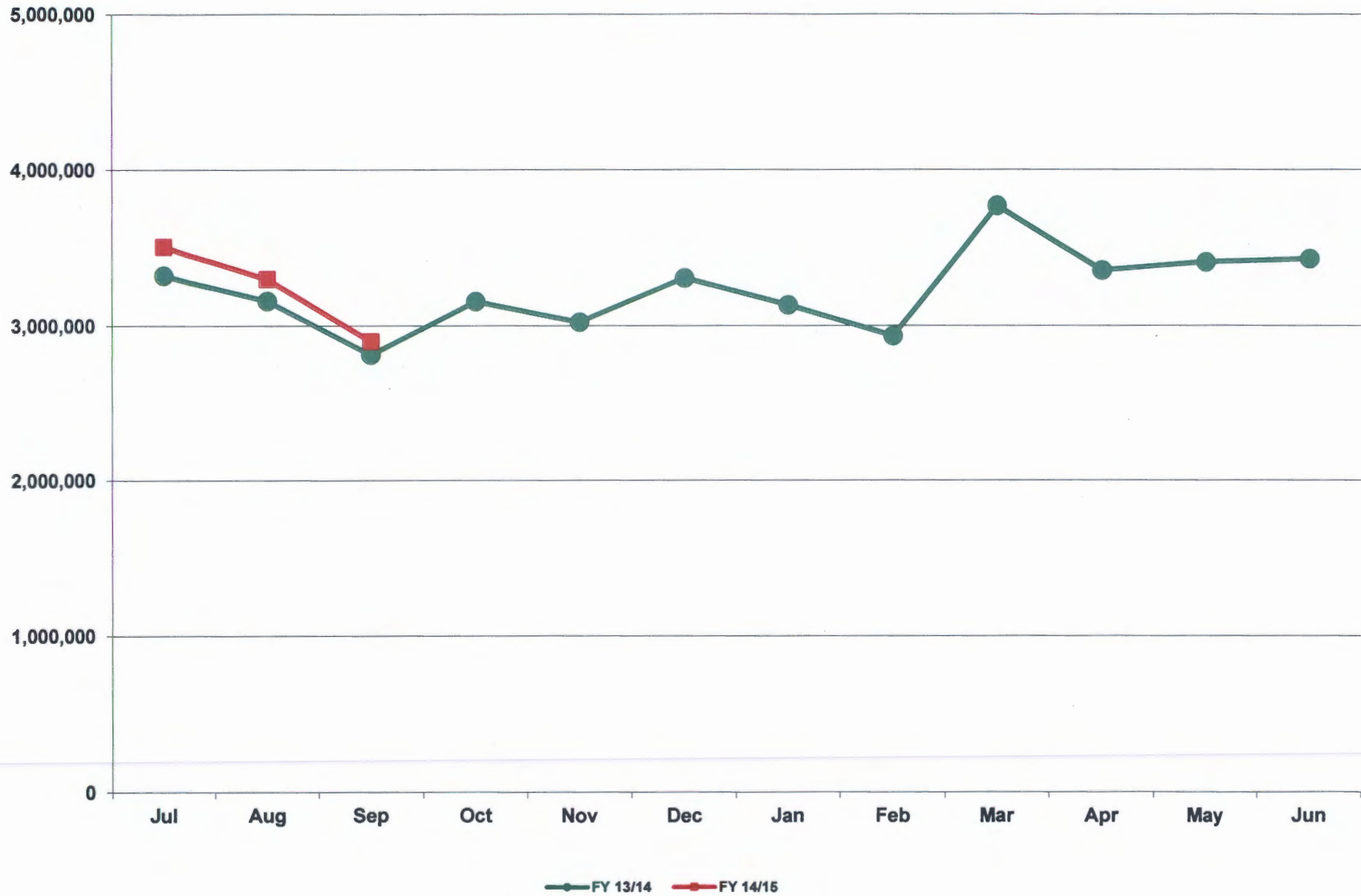
Phoenix Sky Harbor International Airport
Domestic Enplaned/Deplaned Passengers Terminal 3
September 2014



Phoenix Sky Harbor International Airport
Domestic Enplaned/Deplaned Passengers Terminal 4
September 2014



Phoenix Sky Harbor International Airport
Total Domestic Enplaned/Deplaned Passengers
September 2014



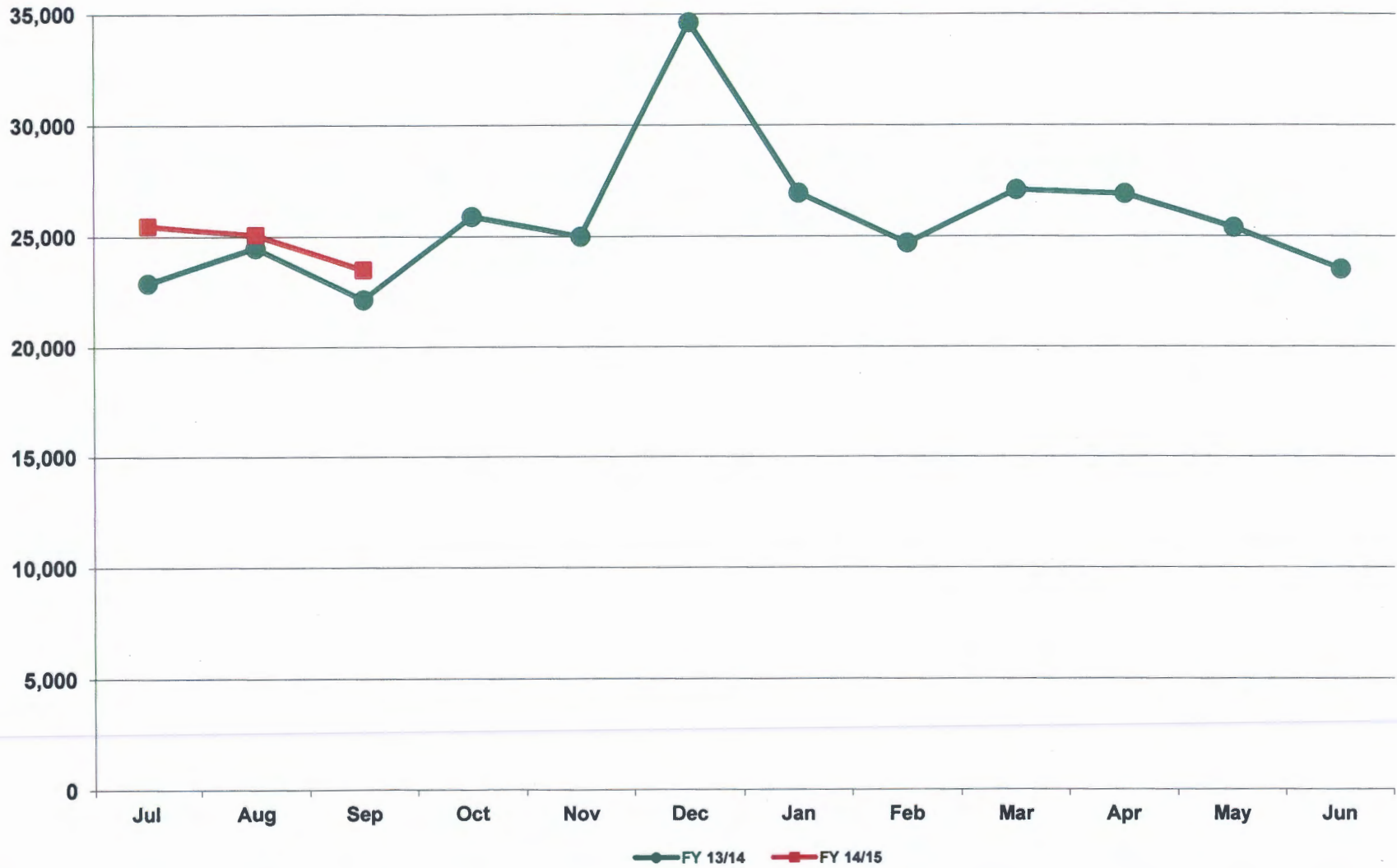
Phoenix Sky Harbor International Airport
Total International Enplaned/Deplaned Passengers
September 2014



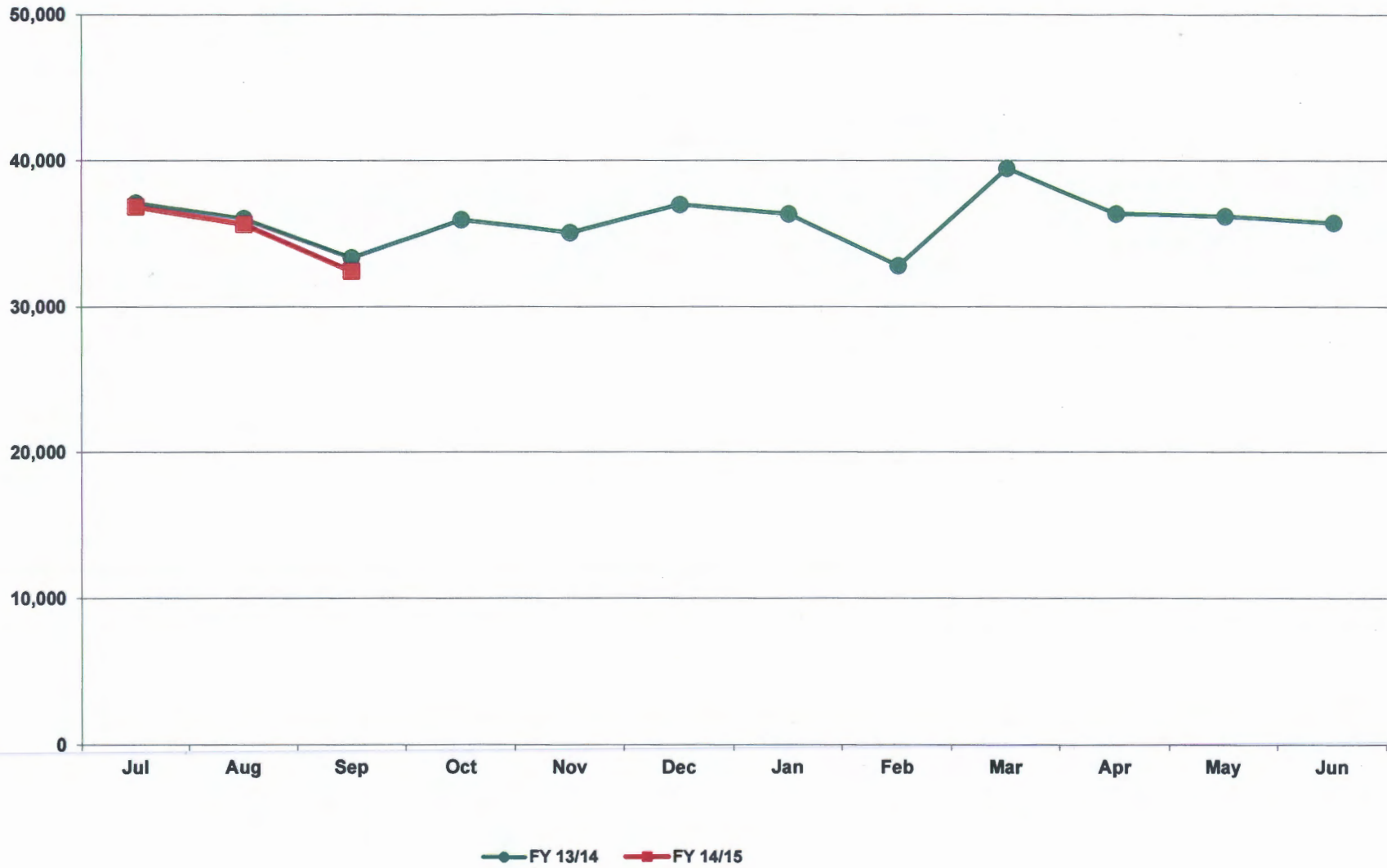
Phoenix Sky Harbor International Airport
Total Enplaned/Deplaned Passengers
September 2014



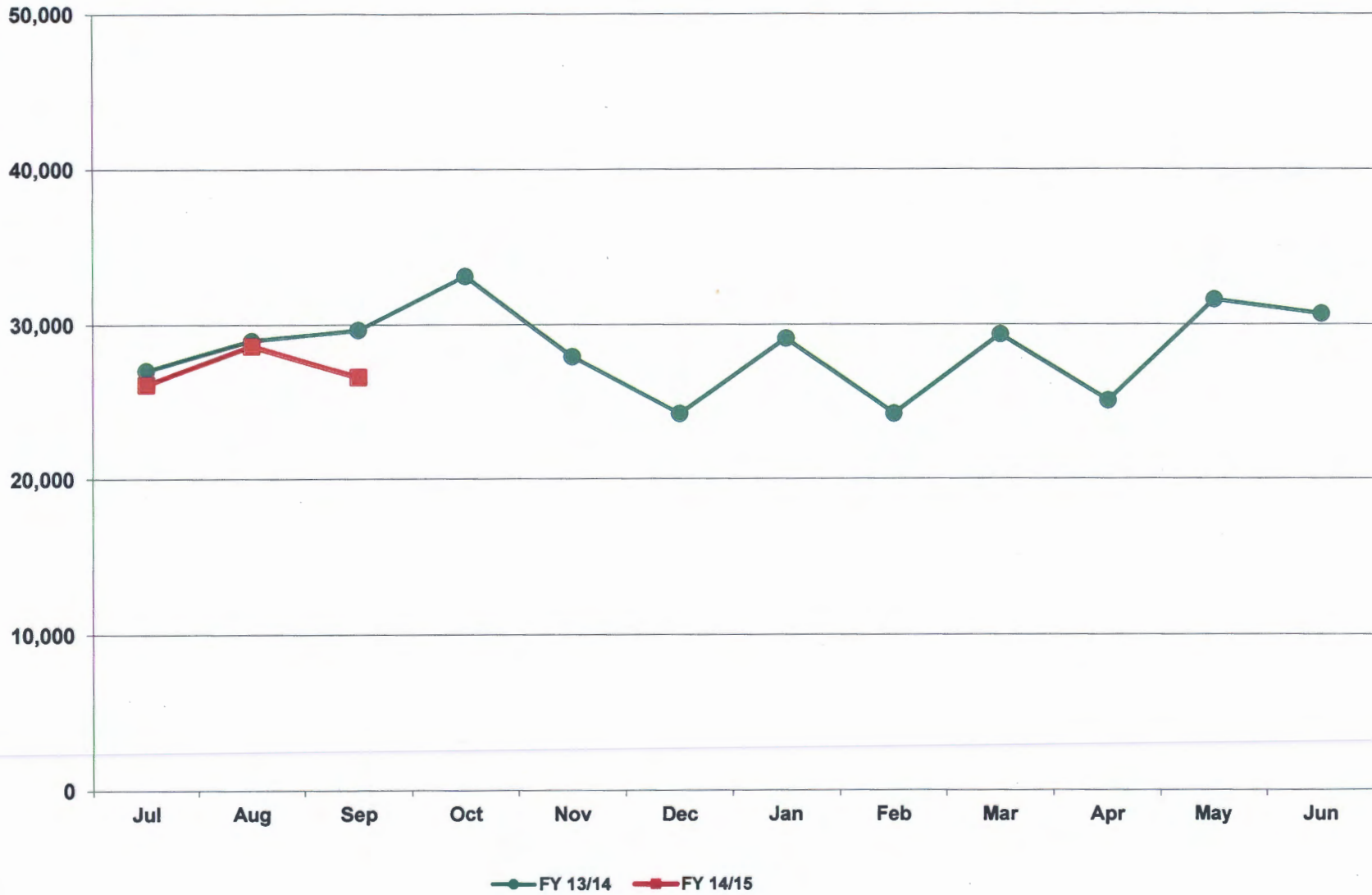
Phoenix Sky Harbor International Airport
Total Enplaned/Deplaned Cargo (Tons)
September 2014



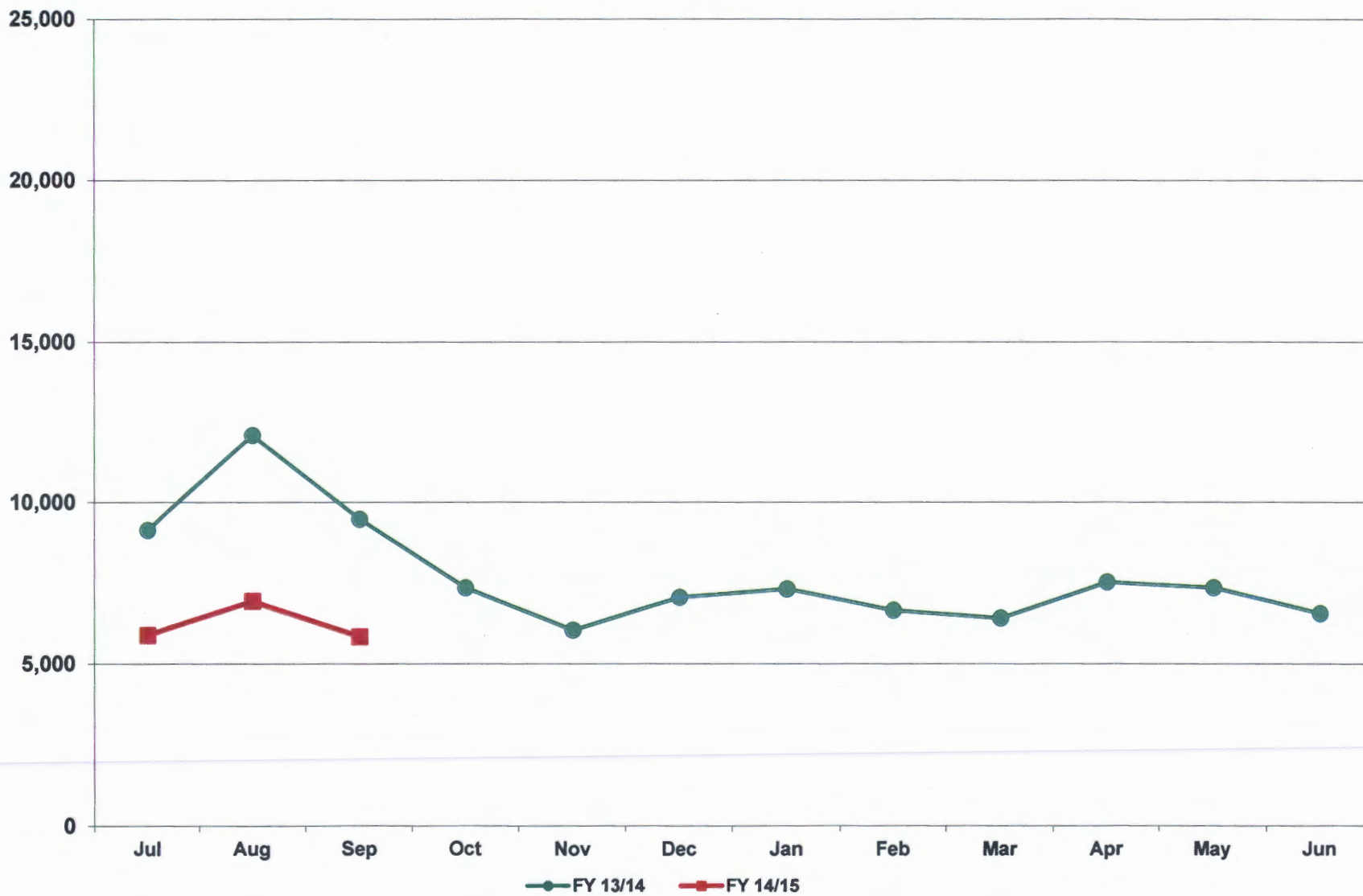
Phoenix Sky Harbor International Airport
Aircraft Operations
September 2014



Deer Valley Airport
Aircraft Operations
September 2014



Goodyear Airport
Aircraft Operations
September 2014



**City of Phoenix Aviation Department
Sky Harbor International Airport
Financial Management Division
REVISED Monthly Statistical Reports – October 2014
Table of Contents**

Reports:

- 1 Passengers, Cargo, and Aircraft Operations
- 2 Passenger Activity Report
- 3 Passenger and Activity Worksheet October 2014
- 4 Passenger and Activity Worksheet October 2013
- 5 Enplaned Passengers by Carrier for Fiscal Year 2014/15
- 6 Deplaned Passengers by Carrier for Fiscal Year 2014/15
- 7 Total Passengers by Carrier for Fiscal Year 2014/15
- 8 Enplaned Passengers by Carrier for Calendar Year 2014
- 9 Deplaned Passengers by Carrier for Calendar Year 2014
- 10 Total Passengers by Carrier for Calendar Year 2014
- 11 Airline Landing Weights – All Airlines for Fiscal Year 2014/15
- 12 Airline Landing Weights – Rates & Charges Airlines Only for Fiscal Year 2014/15

Graphs:

- 1 Domestic Enplaned / Deplaned Passengers Terminal 2
- 2 Domestic Enplaned / Deplaned Passengers Terminal 3
- 3 Domestic Enplaned / Deplaned Passengers Terminal 4
- 4 Total Domestic Enplaned / Deplaned Passengers
- 5 Total International Enplaned / Deplaned Passengers
- 6 Total Enplaned / Deplaned Passengers
- 7 Total Enplaned / Deplaned Cargo (in Tons)
- 8 Sky Harbor International Airport Aircraft Operations
- 9 Deer Valley Airport Aircraft Operations
- 10 Goodyear Airport Aircraft Operations

PASSENGERS, CARGO, AND AIRCRAFT OPERATIONS AT PHOENIX AIRPORTS: October 2014

October	2014	2013	%Chg	Fiscal YTD 2014/15	Fiscal YTD 2013/2014	%Chg	Calendar YTD 2014	Calendar YTD 2013	%Chg
PASSENGERS									
T2	118,488	107,900	9.8%	390,327	375,176	4.0%	1,093,920	1,082,816	1.0%
T3	146,064	196,939	-25.8%	557,071	728,893	-23.6%	1,657,485	1,978,114	-16.2%
T4	1,394,046	1,264,641	10.2%	5,520,579	5,080,479	8.7%	13,783,059	12,837,315	7.4%
International	71,049	74,628	-4.8%	280,228	277,567	1.0%	911,104	909,456	0.2%
Total Enplaned	1,729,647	1,644,108	5.2%	6,748,205	6,462,115	4.4%	17,445,568	16,807,701	3.8%
T2	124,359	112,175	10.9%	404,585	388,557	4.1%	1,113,294	1,075,776	3.5%
T3	152,633	192,067	-20.5%	571,456	739,536	-22.7%	1,659,893	1,979,311	-16.1%
T4	1,421,036	1,284,147	10.7%	5,623,691	5,145,189	9.3%	13,818,161	12,826,216	7.7%
International	77,276	78,758	-1.9%	296,383	287,838	3.0%	925,835	900,879	2.8%
Total Deplaned	1,775,304	1,667,147	6.5%	6,896,115	6,561,120	5.1%	17,517,183	16,782,182	4.4%
Total	3,504,951	3,311,255	5.8%	13,644,320	13,023,235	4.8%	34,962,751	33,589,883	4.1%
CARGO									
Freight enplaned	12,082	11,830	2.1%	46,841	45,264	3.5%	117,126	113,301	3.4%
Freight deplaned	10,582	10,962	-3.5%	38,782	40,308	-3.8%	99,605	104,481	-4.7%
Total Freight	22,664	22,792	-0.6%	85,623	85,572	0.1%	216,731	217,782	-0.5%
Mail enplaned	2,505	1,654	51.5%	8,824	5,370	64.3%	22,081	13,091	68.7%
Mail deplaned	1,761	1,457	20.9%	6,529	4,501	45.1%	16,823	13,814	21.8%
Total Mail	4,266	3,111	37.1%	15,353	9,871	55.5%	38,904	26,905	44.6%
Total (Tons)	26,930	25,903	4.0%	100,976	95,443	5.8%	255,635	244,687	4.5%
AIRCRAFT OPERATIONS									
Air Carrier/Air Taxi	34,271	34,160	0.3%	134,097	135,451	-1.0%	339,239	344,540	-1.5%
General Aviation	1,745	1,742	0.2%	6,408	6,506	-1.5%	17,218	17,459	-1.4%
Military	234	107	118.7%	772	699	10.4%	2,073	2,003	3.5%
Sky Harbor International	36,250	36,009	0.7%	141,277	142,656	-1.0%	358,530	364,002	-1.5%
Air Carrier/Air Taxi	459	378	21.4%	1,648	1,426	15.6%	4,525	3,722	21.6%
General Aviation	33,014	32,782	0.7%	113,199	117,451	-3.6%	280,526	298,988	-6.2%
Military	6	5	20.0%	36	41	-12.2%	77	68	13.2%
Deer Valley Airport	33,479	33,165	0.9%	114,883	118,918	-3.4%	285,128	302,778	-5.8%
Air Carrier/Air Taxi	483	69	600.0%	1,566	297	427.3%	3,073	771	298.6%
General Aviation	7,196	6,903	4.2%	23,795	36,472	-34.8%	62,156	103,547	-40.0%
Military	357	388	-8.0%	1,339	1,306	2.5%	3,331	3,230	3.1%
Goodyear Airport	8,036	7,360	9.2%	26,700	38,075	-29.9%	68,560	107,548	-36.3%
Total	77,765	76,534	1.6%	282,860	299,649	-5.6%	712,218	774,328	-8.0%

Passenger Activity Report * * * Sky Harbor International Airport * * * October 2014

REVISED

Airline	Enplaned Passengers			Deplaned Passengers			Total Passengers		
	2014	2013	% Chg	2014	2013	% Chg	2014	2013	% Chg
TERMINAL 2									
Alaska Airlines	28,460	25,823	10.2%	31,228	27,906	11.9%	59,688	53,729	11.1%
Great Lakes Aviation	412	940	-56.2%	439	918	-52.2%	851	1,858	-54.2%
United Airlines	89,616	81,137	10.5%	92,692	83,351	11.2%	182,308	164,488	10.8%
Total	118,488	107,900	9.8%	124,359	112,175	10.9%	242,847	220,075	10.3%
TERMINAL 3									
American Airlines		58,494	-100.0%		61,608	-100.0%		120,102	-100.0%
Delta Air Lines	100,828	101,315	-0.5%	105,047	104,309	0.7%	205,875	205,624	0.1%
Frontier Airlines	19,569	18,589	5.3%	20,609	6,888	199.2%	40,178	25,477	57.7%
Hawaiian Airlines	7,115	7,486	-5.0%	7,648	7,493	2.1%	14,763	14,979	-1.4%
jetBlue Airways	7,675	7,410	3.6%	8,136	7,857	3.6%	15,811	15,267	3.6%
Spirit Airlines	8,200	803	921.2%	8,345	808	932.8%	16,545	1,611	927.0%
Total	146,064	196,939	-25.8%	152,633	192,067	-20.5%	298,697	389,006	-23.2%
TERMINAL 4									
Aerovias de Mexico dba Aeromexico		940	-100.0%		803	-100.0%		1,743	-100.0%
Air Canada	5,117	4,877	4.9%	5,772	5,207	10.9%	10,889	10,084	8.0%
American Airlines	68,168		N/A	70,413		N/A	138,581		N/A
British Airways	8,943	8,802	1.6%	10,177	9,937	2.4%	19,120	18,739	2.0%
Southwest Airlines	524,070	519,204	0.9%	533,971	528,133	1.1%	1,058,041	1,047,337	1.0%
US Airways	847,730	796,828	6.4%	863,596	808,792	6.8%	1,711,326	1,605,620	6.6%
Volaris	1,422	604	135.4%	1,536	735	109.0%	2,958	1,339	120.9%
WestJet	9,645	8,014	20.4%	12,847	9,298	38.2%	22,492	17,312	29.9%
Total	1,465,095	1,339,269	9.4%	1,498,312	1,362,905	9.9%	2,963,407	2,702,174	9.7%
GRAND TOTAL	1,729,647	1,644,108	5.2%	1,775,304	1,667,147	6.5%	3,504,951	3,311,255	5.8%

Sky Harbor International Airport - Passenger and Activity Worksheet October 2014

Airline	Enplaned Passengers				Deplaned Passengers			Freight		Mail		Landed Weight	Landings				
	Domestic	Connect	Internat'l	Total	Domestic	Internat'l	Total	Enplaned	Deplaned	Enplaned	Deplaned						
TERMINAL 2																	
Alaska Airlines	28,460			28,460	31,228		31,228	5,514	36,783			31,062,300	222				
Great Lakes Aviation	412			412	439		439	154	103			1,336,300	83				
United Airlines	89,616			89,616	92,692		92,692	61,747	79,444	365,417	550,447	96,200,067	807				
Subtotal Terminal 2	118,488			118,488	124,359		124,359	67,415	116,330	365,417	550,447	128,598,667	1,112				
TERMINAL 3																	
Delta Air Lines	100,828			100,828	105,047		105,047	106,344	371,322	237,607	49,350	110,826,600	769				
Frontier Airlines	19,569			19,569	20,609		20,609					20,703,200	151				
Hawaiian Airlines	7,115			7,115	7,648		7,648	66,318	37,197			10,165,000	32				
jetBlue Airways	7,675			7,675	8,136		8,136					8,804,000	62				
Spirit Airlines	8,200			8,200	8,345		8,345					8,766,587	62				
Subtotal Terminal 3	146,064			146,064	152,633		152,633	172,662	408,519	261,519	95,978	162,926,987	1,102				
TERMINAL 4																	
Air Canada			5,117	5,117		5,772	5,772	2,412	2,002			6,259,600	46				
American Airlines	68,168			68,168	70,413		70,413	18,828	984			70,695,500	518				
British Airways			8,943	8,943		10,177	10,177	291,885	429,814			19,488,832	31				
Southwest Airlines	398,960	125,110		524,070	533,971		533,971	1,412,388	1,398,776			591,890,000	4,675				
US Airways	460,253	341,555	45,922	847,730	816,652	46,944	863,596	1,281,825	705,855	4,197,263	2,723,237	991,593,800	8,058				
Volaris			1,422	1,422		1,536	1,536					1,883,848	13				
WestJet			9,645	9,645		12,847	12,847					14,668,800	105				
Subtotal Terminal 4	927,381	466,665	71,049	1,465,095	1,421,036	77,276	1,498,312	3,007,338	2,537,431	4,197,263	2,723,237	1,696,480,380	13,446				
Total Passenger Airlines	1,191,933	466,665	71,049	1,729,647	1,698,028	77,276	1,775,304	3,247,415	3,062,280	4,824,199	3,369,662	1,988,006,034	15,660				
AIR CARGO (SOUTH)																	
Federal Express								12,023,194	8,493,185			67,090,300	182				
United Parcel Service								6,346,460	6,866,025	185,585	151,352	37,793,200	123				
Subtotal Air Cargo (South)								18,369,654	15,359,210	185,585	151,352	104,883,500	305				
AIR CARGO (WEST)																	
ABX Air								1,866,300	2,007,389			12,512,000	46				
Ameriflight								459,473	349,027			4,434,342	323				
Empire Airlines								117,915	101,668			833,000	98				
IFL Group								102,906	283,763			1,102,000	19				
Subtotal Air Cargo (West)								2,546,594	2,741,847			18,881,342	486				
Total Cargo Airlines								20,916,248	18,101,057	185,585	151,352	123,764,842	791				
Grand Total	1,191,933	466,665	71,049	1,729,647	1,698,028	77,276	1,775,304	24,163,663	21,163,337	5,009,784	3,521,014	2,111,770,876	16,451				
Total All Passengers:	3,504,951																
								Total Air Cargo in Tons:	12,082	+	10,582	+	2,505	+	1,761	=	26,929

Sky Harbor International Airport - Passenger and Activity Worksheet October 2013

Airline	Enplaned Passengers				Deplaned Passengers			Freight		Mail		Landed Weight	Landings
	Domestic	Connect	Internat'l	Total	Domestic	Internat'l	Total	Enplaned	Deplaned	Enplaned	Deplaned		
TERMINAL 2													
Alaska Airlines	25,823			25,823	27,906		27,906	4,948	35,055			27,145,700	190
Great Lakes Aviation	940			940	918		918	323	266			3,091,200	192
United Airlines	81,137			81,137	83,351		83,351	44,564	46,286	220,061	321,094	87,908,072	731
Subtotal Terminal 2	107,900			107,900	112,175		112,175	49,835	81,607	220,061	321,094	118,144,972	1,113
TERMINAL 3													
American Airlines	58,494			58,494	61,608		61,608	1,733	21,433		41	59,609,000	548
Delta Air Lines	101,315			101,315	104,309		104,309	20,841	90,599	317,326	464,756	111,951,100	785
Frontier Airlines	18,589			18,589	6,888		6,888					19,420,220	144
Hawaiian Airlines	7,486			7,486	7,493		7,493	115,062	120,434			9,895,000	31
jetBlue Airways	7,410			7,410	7,857		7,857					8,804,000	62
Midwest Airlines													
MN Airlines dba Sun Country	2,842			2,842	3,104		3,104				29,903	4,302,400	32
Northwest Airlines													
Spirit Airlines	803			803	808		808					965,188	7
Subtotal Terminal 3	196,939			196,939	192,067		192,067	137,636	232,466	317,326	494,700	214,946,908	1,609
TERMINAL 4													
Aerovias de Mexico dba Aeromexico			940	940		803	803					1,319,019	31
Air Canada			4,877	4,877		5,207	5,207	2,609	2,826			5,418,200	39
British Airways			8,802	8,802		9,937	9,937	338,120	351,300			19,488,832	31
Southwest Airlines	382,674	136,530		519,204	528,133		528,133	1,274,123	1,339,485			609,208,000	4,871
US Airways	416,004	329,433	51,391	796,828	756,014	52,778	808,792	1,905,119	1,811,258	2,697,632	1,992,550	966,980,200	7,906
Volaris			604	604		735	735					1,003,101	7
WestJet			8,014	8,014		9,298	9,298					9,916,900	71
Subtotal Terminal 4	798,678	465,963	74,628	1,339,269	1,284,147	78,758	1,362,905	3,519,971	3,504,869	2,697,632	1,992,550	1,613,334,252	12,956
Total Passenger Airlines	1,103,517	465,963	74,628	1,644,108	1,588,389	78,758	1,667,147	3,707,442	3,818,942	3,235,019	2,808,344	1,946,426,132	15,678
AIR CARGO (SOUTH)													
Federal Express								11,754,112	8,882,570			59,851,300	156
United Parcel Service								5,853,572	6,536,745	72,447	106,410	37,141,200	121
Subtotal Air Cargo (South)								17,607,684	15,419,315	72,447	106,410	96,992,500	277
AIR CARGO (WEST)													
ABX Air								1,737,776	1,815,542			12,534,000	46
Aimet Systems								11,460	11,441			377,700	24
Ameriflight								377,932	501,104			4,689,674	366
Empire Airlines								102,413	87,629			833,000	98
IFL Group								114,911	270,056			1,160,000	20
Subtotal Air Cargo (West)								2,344,492	2,685,772			19,594,374	554
Total Cargo Airlines								19,952,176	18,105,087	72,447	106,410	116,586,874	831
Grand Total	1,103,517	465,963	74,628	1,644,108	1,588,389	78,758	1,667,147	23,659,618	21,924,029	3,307,466	2,914,754	2,063,013,006	16,509
Total All Passengers:	3,311,255							Total Air Cargo in Tons: 11,830 + 10,962 + 1,654 + 1,457 = 25,903					

Sky Harbor International Airport - Enplaned Passengers by Carrier
Fiscal Year 2014/15

Airline	Jul	Aug	Sep	Oct	Nov	Dec	Jan	Feb	Mar	Apr	May	Jun	Total
TERMINAL 2													
Alaska Airlines	25,780	24,036	23,274	28,460									101,550
Great Lakes Aviation	487	523	408	412									1,830
United Airlines	61,915	65,350	70,066	89,616									286,947
Total	88,182	89,909	93,748	118,488									390,327
TERMINAL 3													
Delta Air Lines	105,945	99,774	86,299	100,828									392,846
Frontier Airlines	19,787	16,619	18,176	19,569									74,151
Hawaiian Airlines	6,834	6,935	6,847	7,115									27,731
jetBlue Airways	7,419	7,711	6,794	7,675									29,599
Spirit Airlines	8,089	7,014	6,764	8,200									30,067
Total	148,074	138,053	124,880	146,064									557,071
TERMINAL 4													
Aerovias de Mexico dba Aeromexico	1,078	1,204	24										2,306
Air Canada	3,613	3,790	3,587	5,117									16,107
American Airlines	64,567	62,712	57,126	68,168									252,573
British Airways	7,992	8,998	9,197	8,943									35,130
Southwest Airlines	558,987	523,019	484,473	524,070									2,090,549
US Airways	939,513	882,646	701,648	847,730									3,371,537
Volaris	1,972	1,439	1,176	1,422									6,009
WestJet	5,291	6,169	5,491	9,645									26,596
Total	1,583,013	1,489,977	1,262,722	1,465,095									5,800,807
GRAND TOTAL	1,819,269	1,717,939	1,481,350	1,729,647									6,748,205

Sky Harbor International Airport - Deplaned Passengers by Carrier
Fiscal Year 2014/15

Airline	Jul	Aug	Sep	Oct	Nov	Dec	Jan	Feb	Mar	Apr	May	Jun	Total
TERMINAL 2													
Alaska Airlines	25,042	25,796	25,681	31,228									107,747
Great Lakes Aviation	431	512	481	439									1,863
United Airlines	62,341	66,165	73,777	92,692									294,975
Total	87,814	92,473	99,939	124,359									404,585
TERMINAL 3													
Delta Air Lines	104,537	101,707	90,765	105,047									402,056
Frontier Airlines	19,966	16,469	18,838	20,609									75,882
Hawaiian Airlines	7,177	7,438	6,858	7,648									29,121
jetBlue Airways	7,804	7,966	7,066	8,136									30,972
Spirit Airlines	8,364	7,060	6,808	8,345									30,577
Total	147,848	140,640	130,335	152,633									571,456
TERMINAL 4													
Aerovias de Mexico dba Aeromexico	1,263	1,098	41										2,402
Air Canada	3,406	3,618	3,442	5,772									16,238
American Airlines	67,606	64,895	60,008	70,413									262,922
British Airways	10,253	9,510	9,883	10,177									39,823
Southwest Airlines	567,366	523,020	491,227	533,971									2,115,584
US Airways	967,876	899,203	714,947	863,596									3,445,622
Volaris	2,341	1,910	1,031	1,536									6,818
WestJet	5,511	6,301	6,006	12,847									30,665
Total	1,625,622	1,509,555	1,286,585	1,498,312									5,920,074
GRAND TOTAL	1,861,284	1,742,668	1,516,859	1,775,304									6,896,115

Sky Harbor International Airport - Total Passengers by Carrier
Fiscal Year 2014/15

Airline	Jul	Aug	Sep	Oct	Nov	Dec	Jan	Feb	Mar	Apr	May	Jun	Total
TERMINAL 2													
Alaska Airlines	50,822	49,832	48,955	59,688									209,297
Great Lakes Aviation	918	1,035	889	851									3,693
United Airlines	124,256	131,515	143,843	182,308									581,922
Total	175,996	182,382	193,687	242,847									794,912
TERMINAL 3													
Delta Air Lines	210,482	201,481	177,064	205,875									794,902
Frontier Airlines	39,753	33,088	37,014	40,178									150,033
Hawaiian Airlines	14,011	14,373	13,705	14,763									56,852
jetBlue Airways	15,223	15,677	13,860	15,811									60,571
Spirit Airlines	16,453	14,074	13,572	16,545									60,644
Total	295,922	278,693	255,215	298,697									1,128,527
TERMINAL 4													
Aerovias de Mexico dba Aeromexico	2,341	2,302	65										4,708
Air Canada	7,019	7,408	7,029	10,889									32,345
American Airlines	132,173	127,607	117,134	138,581									515,495
British Airways	18,245	18,508	19,080	19,120									74,953
Southwest Airlines	1,126,353	1,046,039	975,700	1,058,041									4,206,133
US Airways	1,907,389	1,781,849	1,416,595	1,711,326									6,817,159
Volaris	4,313	3,349	2,207	2,958									12,827
WestJet	10,802	12,470	11,497	22,492									57,261
Total	3,208,635	2,999,532	2,549,307	2,963,407									11,720,881
GRAND TOTAL	3,680,553	3,460,607	2,998,209	3,504,951									13,644,320

Sky Harbor International Airport - Enplaned Passengers by Carrier
Calendar Year 2014

Airline	Jan	Feb	Mar	Apr	May	Jun	Jul	Aug	Sep	Oct	Nov	Dec	Total
TERMINAL 2													
Alaska Airlines	29,364	30,724	37,621	35,371	29,069	26,493	25,780	24,036	23,274	28,460			290,192
Great Lakes Aviation	520	509	551	349	391	445	487	523	408	412			4,595
United Airlines	81,340	79,430	106,758	83,926	91,727	69,005	61,915	65,350	70,066	89,616			799,133
Total	111,224	110,663	144,930	119,646	121,187	95,943	88,182	89,909	93,748	118,488			1,093,920
TERMINAL 3													
American Airlines	69,700	65,025											134,725
Delta Air Lines	102,742	97,455	139,288	119,382	108,775	103,936	105,945	99,774	86,299	100,828			1,064,424
Frontier Airlines	16,835	16,898	19,382	18,882	20,664	18,803	19,787	16,619	18,176	19,569			185,615
Hawaiian Airlines	7,367	6,379	6,792	6,419	7,422	7,168	6,834	6,935	6,847	7,115			69,278
jetBlue Airways	5,993	6,084	8,071	7,719	8,412	7,745	7,419	7,711	6,794	7,675			73,623
MN Airlines dba Sun Country	3,609	3,849	4,611	3,871	1,898	969				2,677			21,484
Spirit Airlines	13,398	14,087	17,651	16,055	8,369	8,709	8,089	7,014	6,764	8,200			108,336
Total	219,644	209,777	195,795	172,328	155,540	147,330	148,074	138,053	124,880	146,064			1,657,485
TERMINAL 4													
Aerovias de Mexico dba Aeromexico	1,355	906	1,234	1,075	1,086	1,226	1,078	1,204	24				9,188
Air Canada	8,866	9,725	12,133	10,640	4,169	3,837	3,613	3,790	3,587	5,117			65,477
American Airlines			74,445	74,999	68,887	52,974	64,567	62,712	57,126	68,168			523,878
British Airways	7,003	5,516	8,479	8,906	10,043	9,962	7,992	8,998	9,197	8,943			85,039
Southwest Airlines	481,394	469,902	609,057	562,739	571,412	563,150	558,987	523,019	484,473	524,070			5,348,203
US Airways	813,891	731,080	935,868	838,442	884,685	925,997	939,513	882,646	701,648	847,730			8,501,500
Volaris	2,520	1,862	2,473	2,328	1,597	1,727	1,972	1,439	1,176	1,422			18,516
WestJet	22,629	25,263	29,876	25,165	7,319	5,514	5,291	6,169	5,491	9,645			142,362
Total	1,337,658	1,244,254	1,673,565	1,524,294	1,549,198	1,564,387	1,583,013	1,489,977	1,262,722	1,465,095			14,694,163
GRAND TOTAL	1,668,526	1,564,694	2,014,290	1,816,268	1,825,925	1,807,660	1,819,269	1,717,939	1,481,350	1,729,647			17,445,568

Sky Harbor International Airport - Deplaned Passengers by Carrier
Calendar Year 2014

Airline	Jan	Feb	Mar	Apr	May	Jun	Jul	Aug	Sep	Oct	Nov	Dec	Total
TERMINAL 2													
Alaska Airlines	30,952	31,428	38,497	33,197	25,784	24,953	25,042	25,796	25,681	31,228			292,558
Great Lakes Aviation	614	510	491	347	388	417	431	512	481	439			4,630
United Airlines	80,157	79,004	103,273	105,274	86,883	66,721	62,341	66,165	73,777	92,692			816,287
Total	111,723	110,942	142,261	138,818	113,055	92,091	87,814	92,473	99,939	124,359			1,113,475
TERMINAL 3													
American Airlines	71,060	65,892											136,952
Delta Air Lines	97,243	100,000	139,913	114,416	105,304	100,458	104,537	101,707	90,765	105,047			1,059,390
Frontier Airlines	17,440	17,284	19,390	18,486	20,073	18,313	19,966	16,469	18,838	20,609			186,868
Hawaiian Airlines	7,512	6,411	7,240	6,585	7,062	6,877	7,177	7,438	6,858	7,648			70,808
jetBlue Airways	6,721	6,720	7,970	7,682	7,655	7,194	7,804	7,966	7,066	8,136			74,914
MN Airlines dba Sun Country	4,698	4,344	4,654	2,832	1,359	776				2,848			21,511
Spirit Airlines	15,213	15,066	18,442	13,581	8,257	8,314	8,364	7,060	6,808	8,345			109,450
Total	219,887	215,717	197,609	163,582	149,710	141,932	147,848	140,640	130,335	152,633			1,659,893
TERMINAL 4													
Aerovias de Mexico dba Aeromexico	1,357	842	1,147	1,116	928	967	1,263	1,098	41				8,759
Air Canada	9,631	10,457	11,968	9,422	3,456	2,836	3,406	3,618	3,442	5,772			64,008
American Airlines			74,086	71,780	67,346	53,545	67,606	64,895	60,008	70,413			529,679
British Airways	8,319	6,897	9,645	8,808	9,381	9,869	10,253	9,510	9,883	10,177			92,742
Southwest Airlines	489,476	473,468	605,474	535,927	548,190	550,127	567,366	523,020	491,227	533,971			5,318,246
US Airways	828,022	746,818	942,143	817,764	860,764	925,242	967,876	899,203	714,947	863,596			8,566,375
Volaris	2,868	2,064	2,248	2,068	1,826	1,945	2,341	1,910	1,031	1,536			19,837
WestJet	24,003	27,175	28,990	21,065	6,803	5,468	5,511	6,301	6,006	12,847			144,169
Total	1,363,676	1,267,721	1,675,701	1,467,950	1,498,694	1,549,999	1,625,622	1,509,555	1,286,585	1,498,312			14,743,815
GRAND TOTAL	1,695,286	1,594,380	2,015,571	1,770,350	1,761,459	1,784,022	1,861,284	1,742,668	1,516,859	1,775,304			17,517,183

Sky Harbor International Airport - Total Passengers by Carrier
Calendar Year 2014

Airline	Jan	Feb	Mar	Apr	May	Jun	Jul	Aug	Sep	Oct	Nov	Dec	Total
TERMINAL 2													
Alaska Airlines	60,316	62,152	76,118	68,568	54,853	51,446	50,822	49,832	48,955	59,688			582,750
Great Lakes Aviation	1,134	1,019	1,042	696	779	862	918	1,035	889	851			9,225
United Airlines	161,497	158,434	210,031	189,200	178,610	135,726	124,256	131,515	143,843	182,308			1,615,420
Total	222,947	221,605	287,191	258,464	234,242	188,034	175,996	182,382	193,687	242,847			2,207,395
TERMINAL 3													
American Airlines	140,760	130,917											271,677
Delta Air Lines	199,985	197,455	279,201	233,798	214,079	204,394	210,482	201,481	177,064	205,875			2,123,814
Frontier Airlines	34,275	34,182	38,772	37,368	40,737	37,116	39,753	33,088	37,014	40,178			372,483
Hawaiian Airlines	14,879	12,790	14,032	13,004	14,484	14,045	14,011	14,373	13,705	14,763			140,086
jetBlue Airways	12,714	12,804	16,041	15,401	16,067	14,939	15,223	15,677	13,860	15,811			148,537
MN Airlines dba Sun Country	8,307	8,193	9,265	6,703	3,257	1,745				5,525			42,995
Spirit Airlines	28,611	29,153	36,093	29,636	16,626	17,023	16,453	14,074	13,572	16,545			217,786
Total	439,531	425,494	393,404	335,910	305,250	289,262	295,922	278,693	255,215	298,697			3,317,378
TERMINAL 4													
Aerovias de Mexico dba Aeromexico	2,712	1,748	2,381	2,191	2,014	2,193	2,341	2,302	65				17,947
Air Canada	18,497	20,182	24,101	20,062	7,625	6,673	7,019	7,408	7,029	10,889			129,485
American Airlines			148,531	146,779	136,233	106,519	132,173	127,607	117,134	138,581			1,053,557
British Airways	15,322	12,413	18,124	17,714	19,424	19,831	18,245	18,508	19,080	19,120			177,781
Southwest Airlines	970,870	943,370	1,214,531	1,098,666	1,119,602	1,113,277	1,126,353	1,046,039	975,700	1,058,041			10,666,449
US Airways	1,641,913	1,477,898	1,878,011	1,656,206	1,745,449	1,851,239	1,907,389	1,781,849	1,416,595	1,711,326			17,067,875
Volaris	5,388	3,926	4,721	4,396	3,423	3,672	4,313	3,349	2,207	2,958			38,353
WestJet	46,632	52,438	58,866	46,230	14,122	10,982	10,802	12,470	11,497	22,492			286,531
Total	2,701,334	2,511,975	3,349,266	2,992,244	3,047,892	3,114,386	3,208,635	2,999,532	2,549,307	2,963,407			29,437,978
GRAND TOTAL	3,363,812	3,159,074	4,029,861	3,586,618	3,587,384	3,591,682	3,680,553	3,460,607	2,998,209	3,504,951			34,962,751

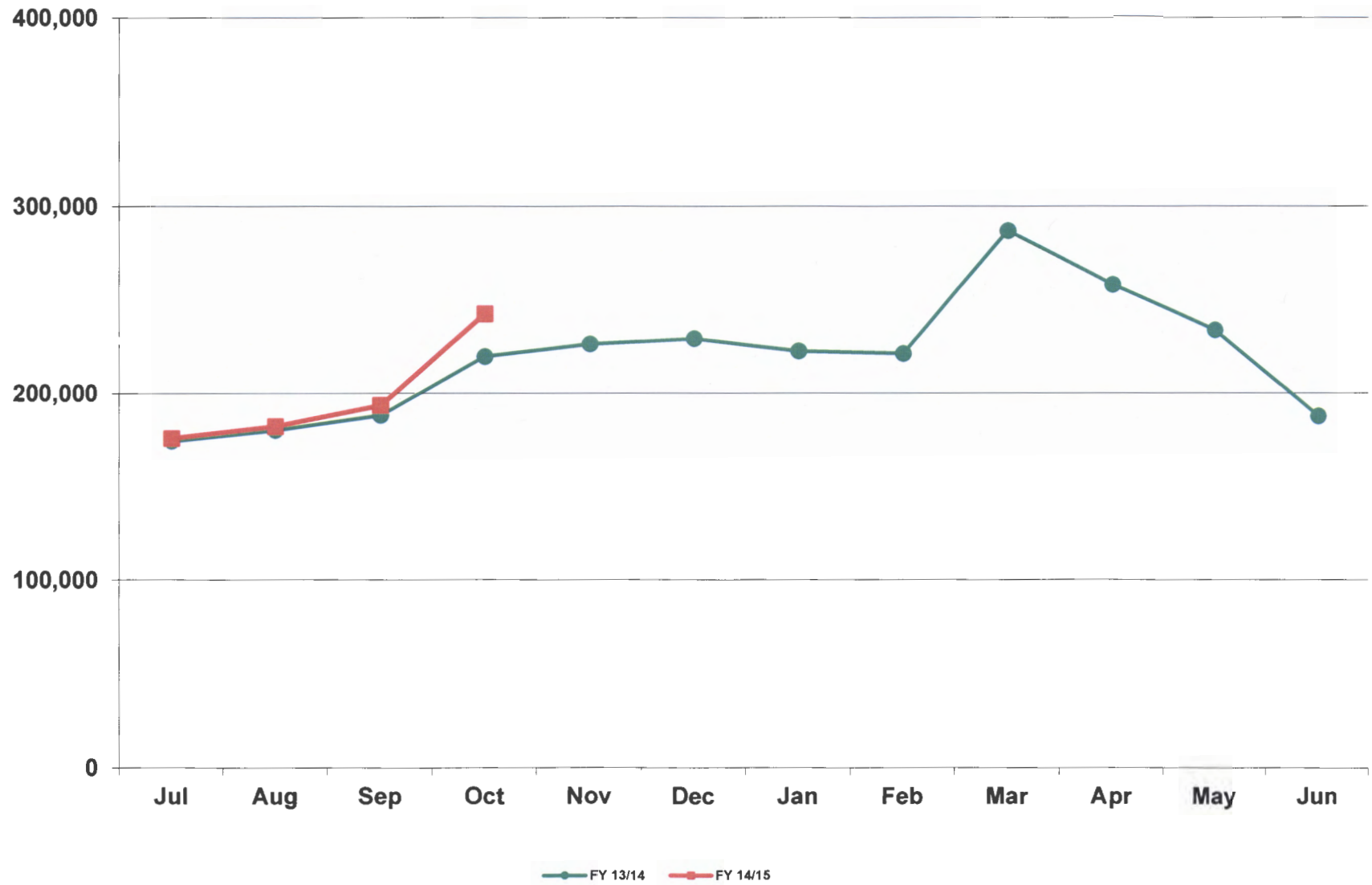
Sky Harbor International Airport
Landing Weights (in Thousands) Fiscal Year 2014/15 - All Airlines

Airline	Jul	Aug	Sep	Oct	Nov	Dec	Jan	Feb	Mar	Apr	May	Jun	Total
Aerovias de Mexico dba Aeromexico	1,319	1,319	43										2,681
Air Canada	4,245	4,216	4,088	6,260									18,809
Alaska Airlines	25,230	26,226	27,329	31,062									109,847
American Airlines	65,143	65,352	63,213	70,696									264,404
British Airways	19,489	19,489	18,860	19,489									77,327
Delta Air Lines	108,225	107,197	95,047	110,827									421,296
Frontier Airlines	20,022	18,609	19,707	20,703									79,041
Great Lakes Aviation	1,304	1,481	1,385	1,336									5,506
Hawaiian Airlines	9,920	9,920	9,575	10,165									39,580
jetBlue Airways	8,378	8,804	8,094	8,804									34,080
Southwest Airlines	623,450	599,066	570,416	591,890									2,384,822
Spirit Airlines	8,896	8,898	8,476	8,767									35,037
United Airlines	64,221	69,811	78,199	96,200									308,431
US Airways	1,079,915	1,014,777	837,220	991,594									3,923,506
Volaris	2,037	1,892	1,707	1,884									7,520
WestJet	6,215	6,413	6,008	14,669									33,305
Passenger	2,048,009	1,963,470	1,749,367	1,988,008									7,748,854
ABX Air	11,990	11,814	11,522	12,512									47,838
Airnet Systems	73	41											114
Ameriflight	4,706	4,397	3,890	4,434									17,427
Empire Airlines	791	850	757	833									3,231
Federal Express	60,310	60,298	57,847	67,090									245,545
IFL Group	1,160	1,044	928	1,102									4,234
United Parcel Service	36,015	33,859	33,927	37,793									141,594
Cargo	115,045	112,303	108,871	123,764									459,983
Grand Total	2,163,054	2,075,773	1,858,238	2,111,772									8,208,837

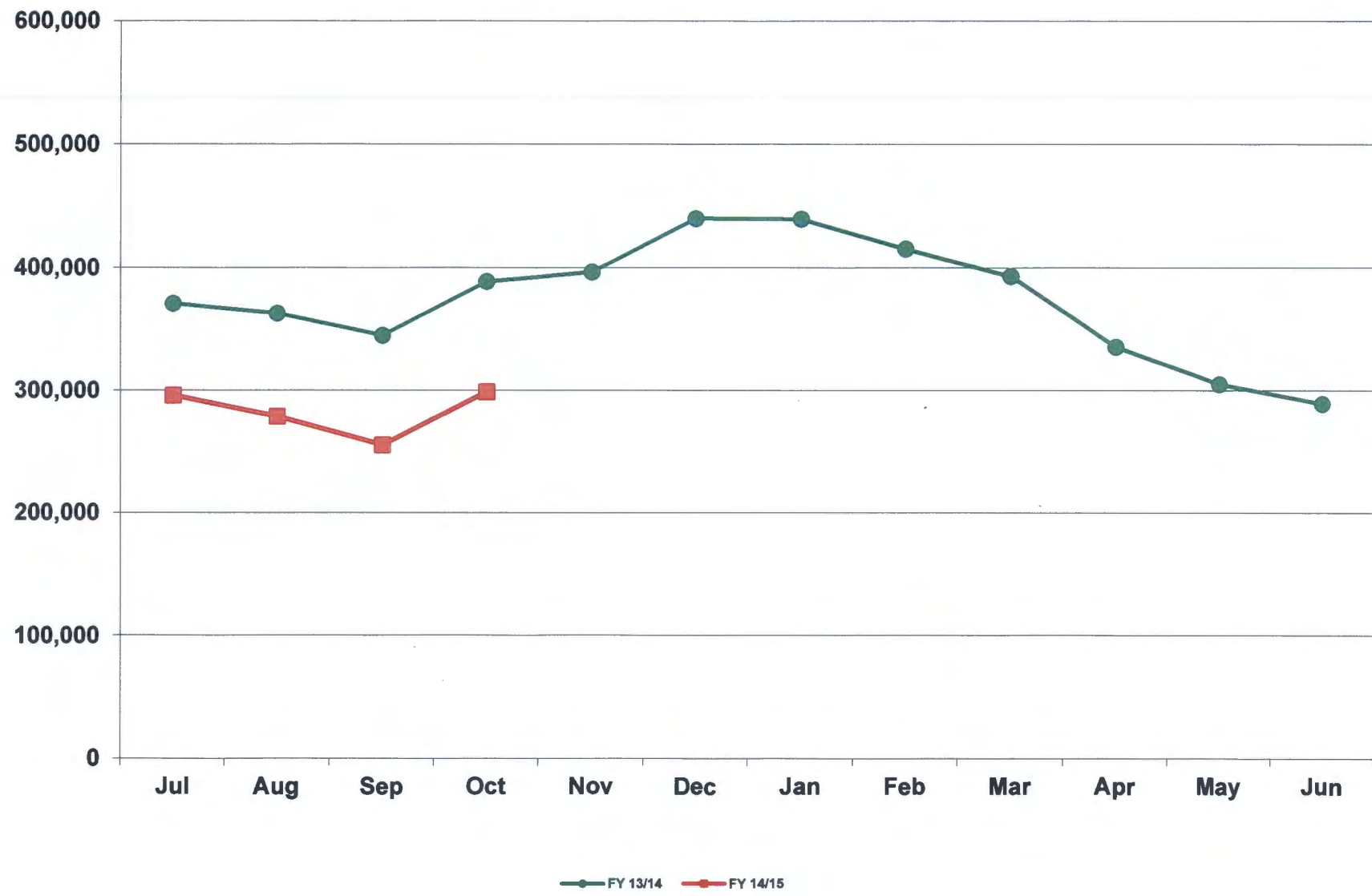
Sky Harbor International Airport
Landing Weights (in Thousands) Fiscal Year 2014/15 - Rates & Charges Airlines

Airline	Jul	Aug	Sep	Oct	Nov	Dec	Jan	Feb	Mar	Apr	May	Jun	Total
Aerovias de Mexico dba Aeromexico	1,319	1,319	43										2,681
Air Canada	4,245	4,216	4,088	6,260									18,809
Alaska Airlines	25,230	26,226	27,329	31,062									109,847
American Airlines	65,143	65,352	63,213	70,696									264,404
British Airways	19,489	19,489	18,860	19,489									77,327
Delta Air Lines	108,225	107,197	95,047	110,827									421,296
Frontier Airlines	20,022	18,609	19,707	20,703									79,041
Great Lakes Aviation	1,304	1,481	1,385	1,336									5,506
Hawaiian Airlines	9,920	9,920	9,575	10,165									39,580
jetBlue Airways	8,378	8,804	8,094	8,804									34,080
Southwest Airlines	623,450	599,066	570,416	591,890									2,384,822
Spirit Airlines	8,896	8,898	8,476	8,767									35,037
United Airlines	64,221	69,811	78,199	96,200									308,431
US Airways	1,079,915	1,014,777	837,220	991,594									3,923,506
Volaris	2,037	1,892	1,707	1,884									7,520
WestJet	6,215	6,413	6,008	14,669									33,305
Passenger	2,048,009	1,963,470	1,749,367	1,988,008									7,748,854
ABX Air	11,990	11,814	11,522	12,512									47,838
Federal Express	60,310	60,298	57,847	67,090									245,545
IFL Group	1,160	1,044	928	1,102									4,234
United Parcel Service	36,015	33,859	33,927	37,793									141,594
Cargo	109,475	107,015	104,224	118,497									439,211
Grand Total	2,157,484	2,070,485	1,853,591	2,106,505									8,188,065

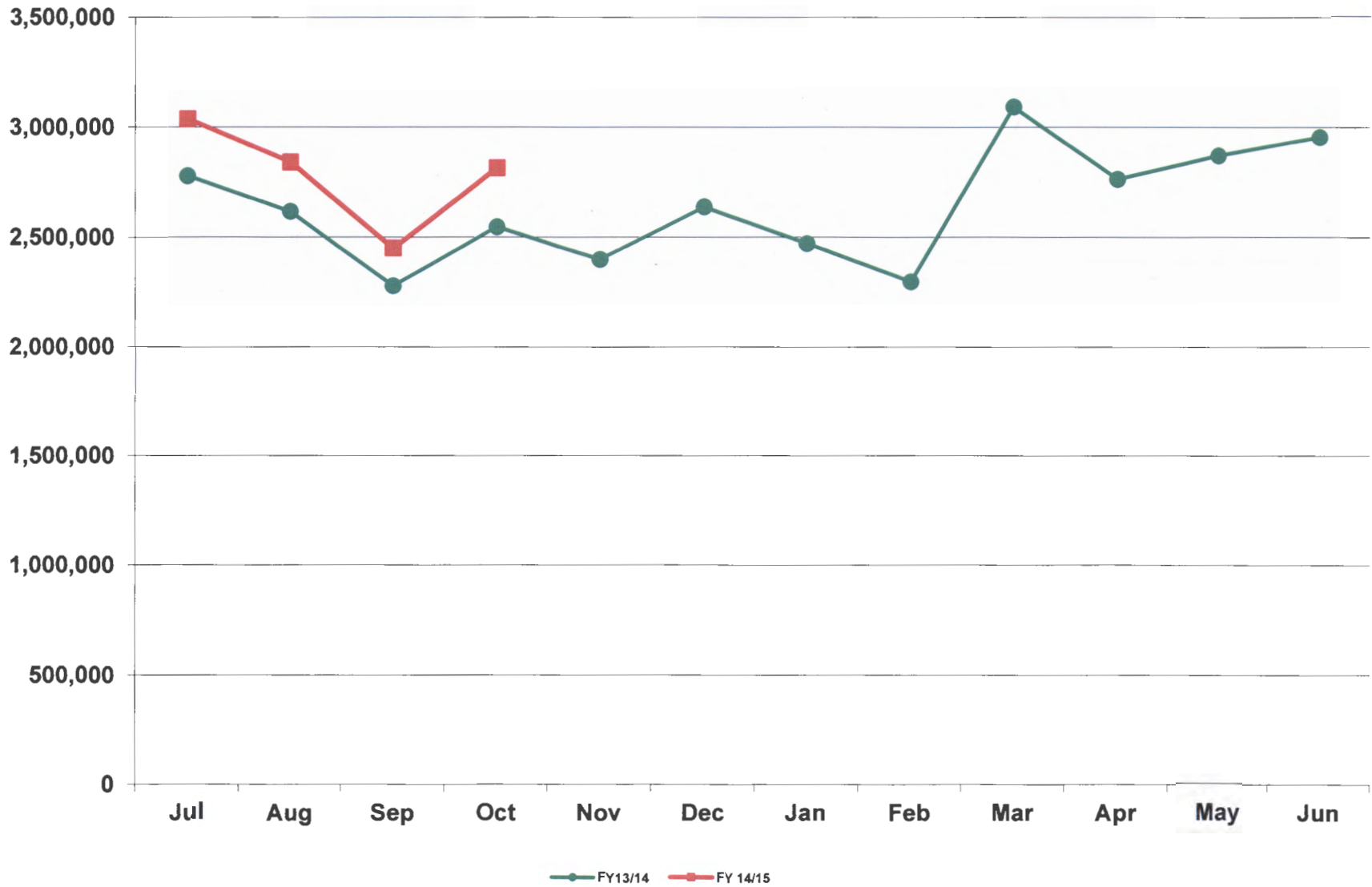
Phoenix Sky Harbor International Airport
Domestic Enplaned/Deplaned Passengers Terminal 2
October 2014



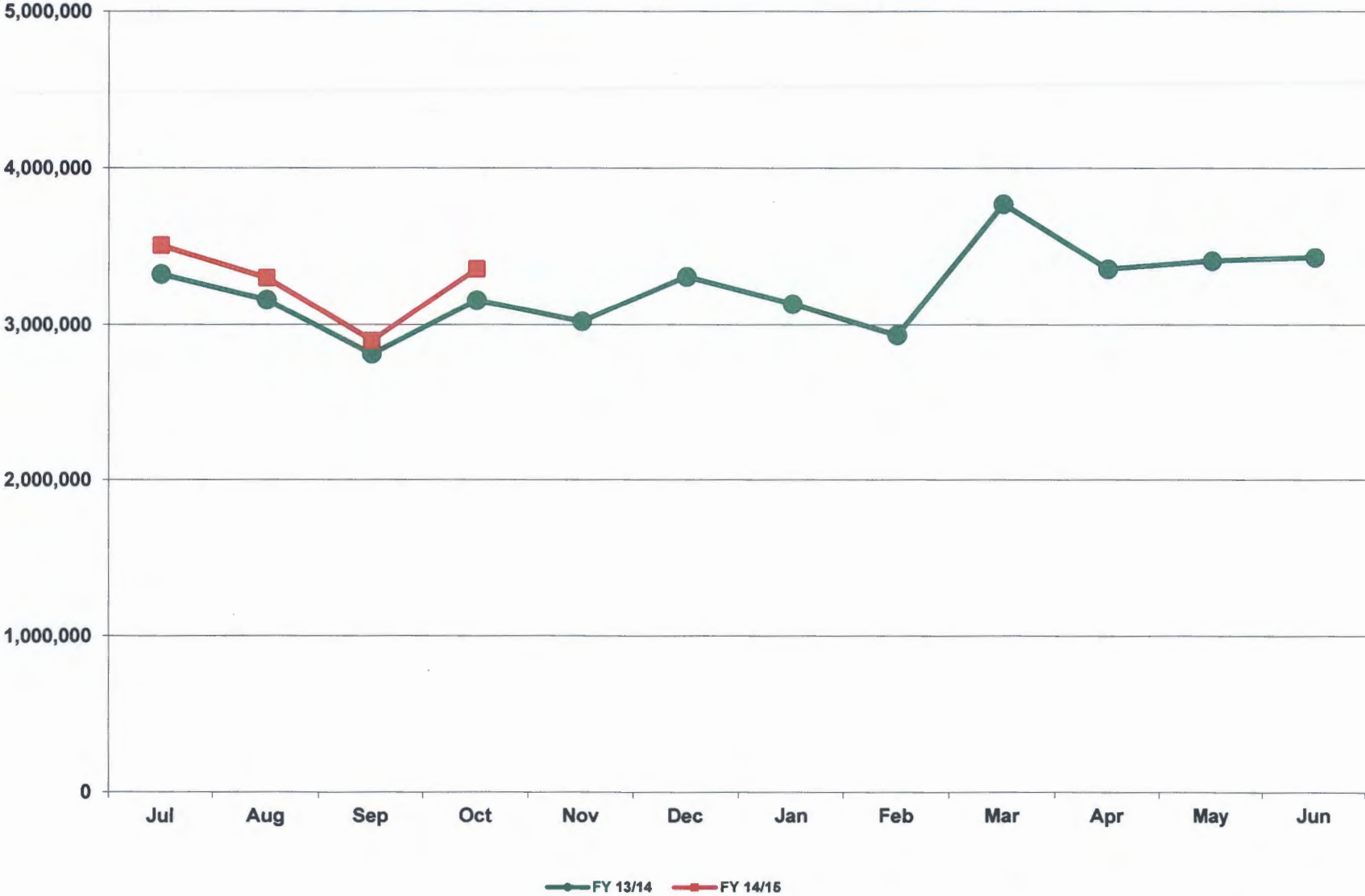
Phoenix Sky Harbor International Airport
Domestic Enplaned/Deplaned Passengers Terminal 3
October 2014



Phoenix Sky Harbor International Airport
Domestic Enplaned/Deplaned Passengers Terminal 4
October 2014



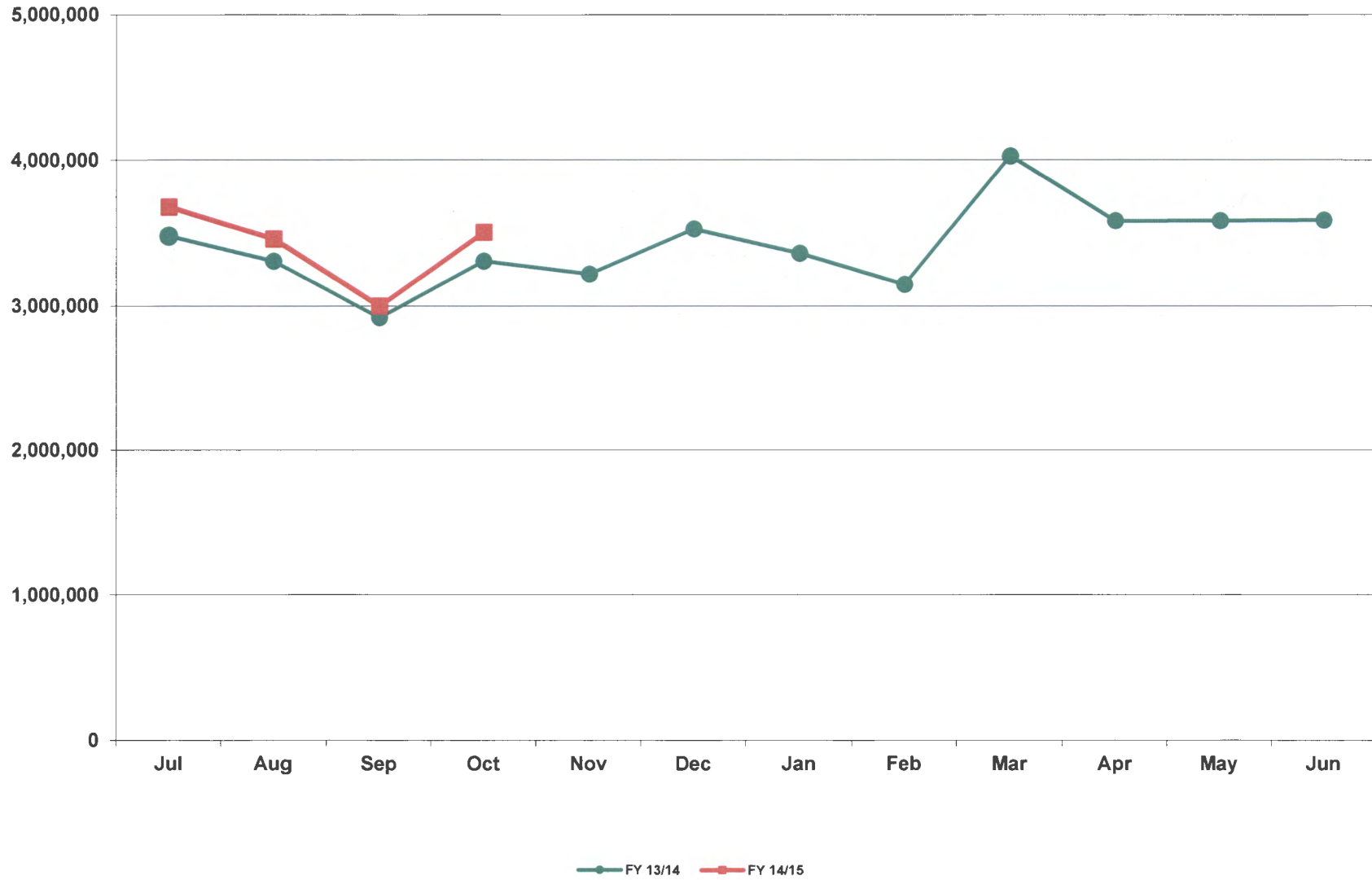
Phoenix Sky Harbor International Airport
Total Domestic Enplaned/Deplaned Passengers
October 2014



Phoenix Sky Harbor International Airport
Total International Enplaned/Deplaned Passengers
October 2014



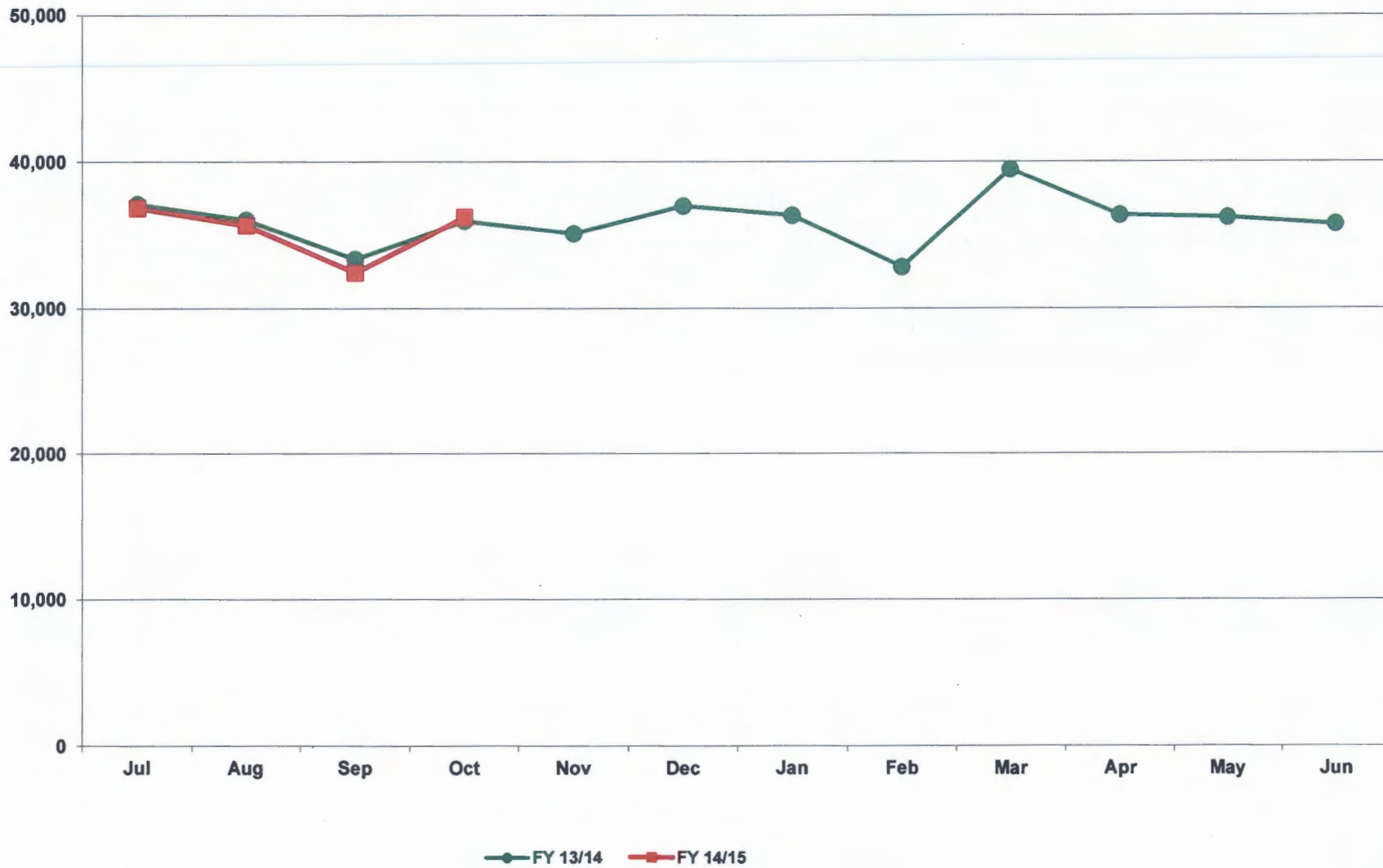
Phoenix Sky Harbor International Airport
Total Enplaned/Deplaned Passengers
October 2014



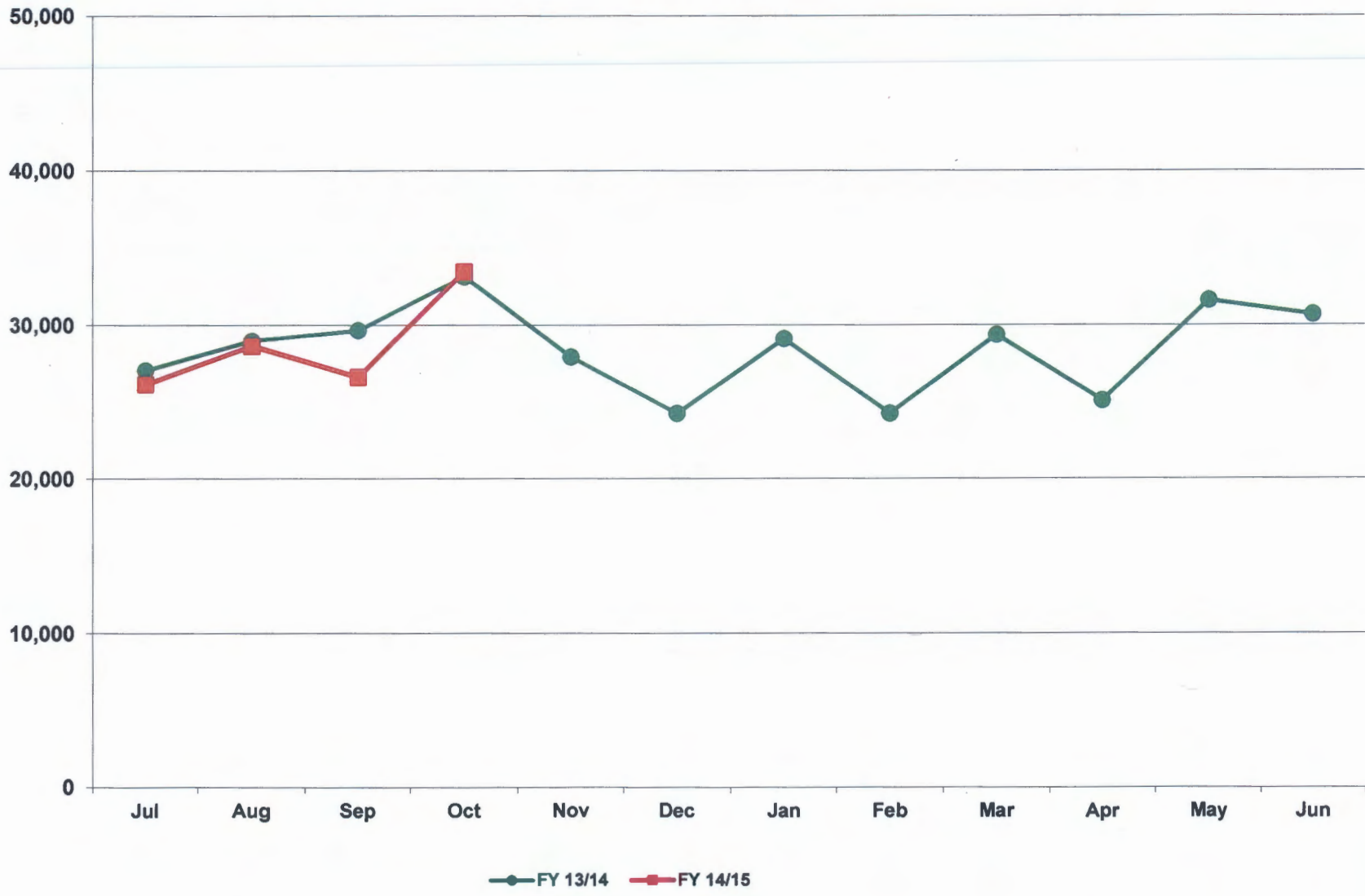
Phoenix Sky Harbor International Airport
Total Enplaned/Deplaned Cargo (Tons)
October 2014



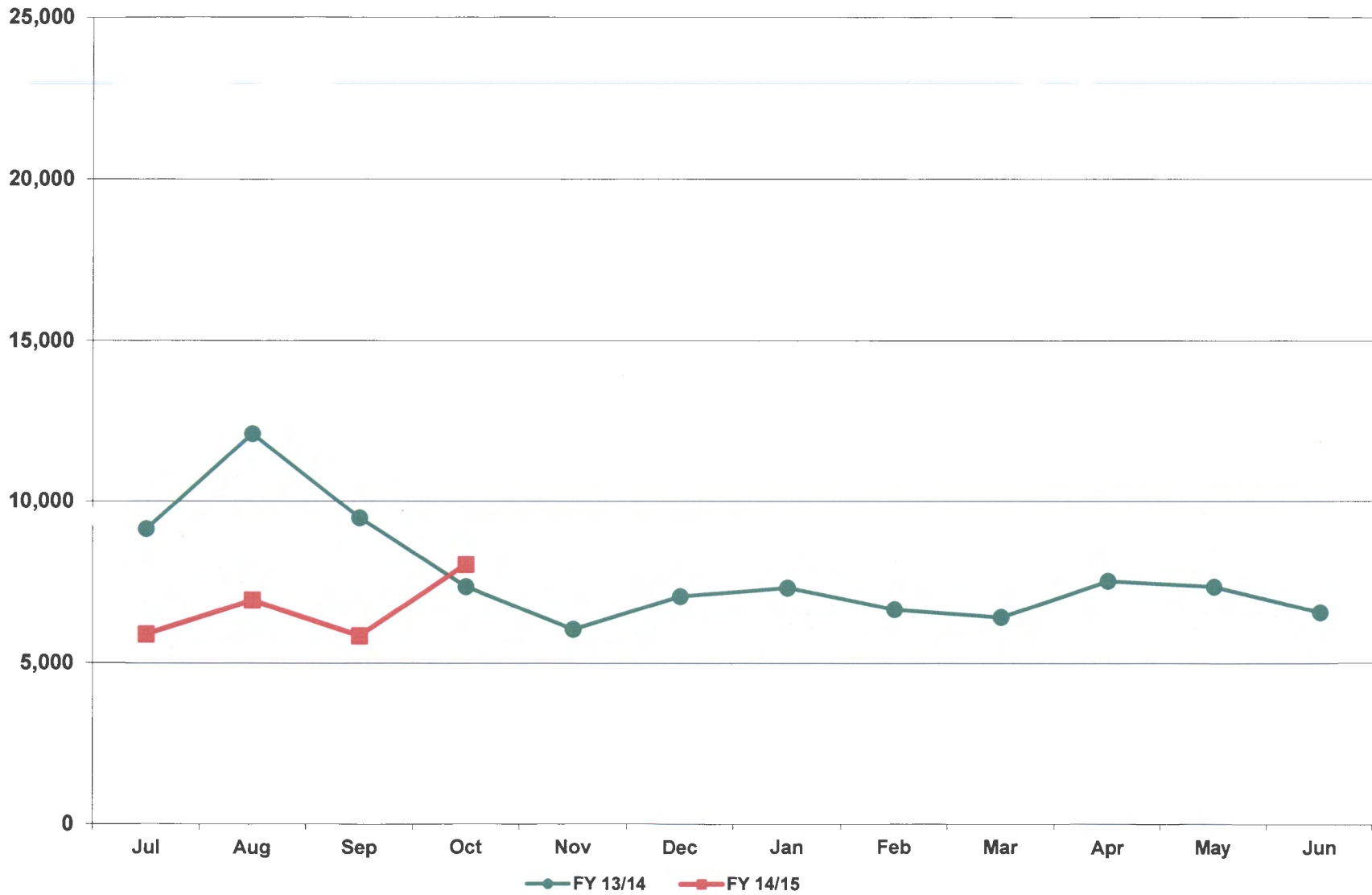
Phoenix Sky Harbor International Airport
Aircraft Operations
October 2014



Deer Valley Airport
Aircraft Operations
October 2014



Goodyear Airport
Aircraft Operations
October 2014



**City of Phoenix Aviation Department
Sky Harbor International Airport
Financial Management Division
Monthly Statistical Reports – November 2014
Table of Contents**

Reports:

- 1 Passengers, Cargo, and Aircraft Operations
- 2 Passenger Activity Report
- 3 Passenger and Activity Worksheet November 2014
- 4 Passenger and Activity Worksheet November 2013
- 5 Enplaned Passengers by Carrier for Fiscal Year 2014/15
- 6 Deplaned Passengers by Carrier for Fiscal Year 2014/15
- 7 Total Passengers by Carrier for Fiscal Year 2014/15
- 8 Enplaned Passengers by Carrier for Calendar Year 2014
- 9 Deplaned Passengers by Carrier for Calendar Year 2014
- 10 Total Passengers by Carrier for Calendar Year 2014
- 11 Airline Landing Weights – All Airlines for Fiscal Year 2014/15
- 12 Airline Landing Weights – Rates & Charges Airlines Only for Fiscal Year 2014/15

Graphs:

- 1 Domestic Enplaned / Deplaned Passengers Terminal 2
- 2 Domestic Enplaned / Deplaned Passengers Terminal 3
- 3 Domestic Enplaned / Deplaned Passengers Terminal 4
- 4 Total Domestic Enplaned / Deplaned Passengers
- 5 Total International Enplaned / Deplaned Passengers
- 6 Total Enplaned / Deplaned Passengers
- 7 Total Enplaned / Deplaned Cargo (in Tons)
- 8 Sky Harbor International Airport Aircraft Operations
- 9 Deer Valley Airport Aircraft Operations
- 10 Goodyear Airport Aircraft Operations

PASSENGERS, CARGO, AND AIRCRAFT OPERATIONS AT PHOENIX AIRPORTS: November 2014

November	2014	2013	%Chg	Fiscal YTD 2014/15	Fiscal YTD 2013/2014	%Chg	Calendar YTD 2014	Calendar YTD 2013	%Chg
PASSENGERS									
T2	121,160	113,525	6.7%	511,487	488,701	4.7%	1,215,080	1,196,341	1.6%
T3	154,655	196,234	-21.2%	711,726	925,127	-23.1%	1,812,140	2,174,348	-16.7%
T4	1,328,124	1,193,226	11.3%	6,848,703	6,273,705	9.2%	15,111,183	14,030,541	7.7%
International	98,910	96,752	2.2%	379,138	374,319	1.3%	1,010,014	1,006,208	0.4%
Total Enplaned	1,702,849	1,599,737	6.4%	8,451,054	8,061,852	4.8%	19,148,417	18,407,438	4.0%
T2	121,292	113,300	7.1%	525,877	501,857	4.8%	1,234,586	1,189,076	3.8%
T3	156,120	200,628	-22.2%	727,576	940,164	-22.6%	1,816,013	2,179,939	-16.7%
T4	1,336,584	1,207,288	10.7%	6,960,275	6,352,477	9.6%	15,154,745	14,033,504	8.0%
International	101,149	100,108	1.0%	397,532	387,946	2.5%	1,026,984	1,000,987	2.6%
Total Deplaned	1,715,145	1,621,324	5.8%	8,611,260	8,182,444	5.2%	19,232,328	18,403,506	4.5%
Total	3,417,994	3,221,061	6.1%	17,062,314	16,244,296	5.0%	38,380,745	36,810,944	4.3%
CARGO									
Freight enplaned	10,583	11,267	-6.1%	57,424	56,531	1.6%	127,740	124,568	2.5%
Freight deplaned	9,241	10,469	-11.7%	48,022	50,777	-5.4%	108,877	114,950	-5.3%
Total Freight	19,824	21,736	-8.8%	105,446	107,308	-1.7%	236,617	239,518	-1.2%
Mail enplaned	2,253	1,716	31.3%	11,077	7,087	56.3%	24,334	14,808	64.3%
Mail deplaned	1,274	1,549	-17.8%	7,803	6,051	29.0%	18,097	15,364	17.8%
Total Mail	3,527	3,265	8.0%	18,880	13,138	43.7%	42,431	30,172	40.6%
Total (Tons)	23,351	25,001	-6.6%	124,326	120,446	3.2%	279,048	269,690	3.5%
AIRCRAFT OPERATIONS									
Air Carrier/Air Taxi	32,659	33,268	-1.8%	166,756	168,719	-1.2%	371,898	377,808	-1.6%
General Aviation	1,712	1,714	-0.1%	8,120	8,220	-1.2%	18,930	19,173	-1.3%
Military	264	167	58.1%	1,036	866	19.6%	2,337	2,170	7.7%
Sky Harbor International	34,635	35,149	-1.5%	175,912	177,805	-1.1%	393,165	399,151	-1.5%
Air Carrier/Air Taxi	465	348	33.6%	2,113	1,774	19.1%	4,990	4,070	22.6%
General Aviation	28,260	27,601	2.4%	141,459	145,052	-2.5%	308,786	326,589	-5.5%
Military	4	15	-73.3%	40	56	-28.6%	81	83	-2.4%
Deer Valley Airport	28,729	27,964	2.7%	143,612	146,882	-2.2%	313,857	330,742	-5.1%
Air Carrier/Air Taxi	575	70	721.4%	2,141	367	483.4%	3,648	841	333.8%
General Aviation	6,029	5,580	8.0%	29,824	42,052	-29.1%	68,185	109,127	-37.5%
Military	344	396	-13.1%	1,683	1,702	-1.1%	3,675	3,626	1.4%
Goodyear Airport	6,948	6,046	14.9%	33,648	44,121	-23.7%	75,508	113,594	-33.5%
Total	70,312	69,159	1.7%	353,172	368,808	-4.2%	782,530	843,487	-7.2%

Passenger Activity Report * * * Sky Harbor International Airport * * * November 2014

Airline	Enplaned Passengers			Deplaned Passengers			Total Passengers		
	2014	2013	% Chg	2014	2013	% Chg	2014	2013	% Chg
TERMINAL 2									
Alaska Airlines	34,149	27,623	23.6%	34,310	28,204	21.6%	68,459	55,827	22.6%
Great Lakes Aviation	293	826	-64.5%	297	817	-63.6%	590	1,643	-64.1%
United Airlines	86,718	85,076	1.9%	86,685	84,279	2.9%	173,403	169,355	2.4%
Total	121,160	113,525	6.7%	121,292	113,300	7.1%	242,452	226,825	6.9%
TERMINAL 3									
American Airlines		57,701	-100.0%		59,241	-100.0%		116,942	-100.0%
Delta Air Lines	98,787	93,923	5.2%	100,227	95,935	4.5%	199,014	189,858	4.8%
Frontier Airlines	23,382	16,614	40.7%	23,088	16,962	36.1%	46,470	33,576	38.4%
Hawaiian Airlines	6,916	6,390	8.2%	6,701	6,689	0.2%	13,617	13,079	4.1%
jetBlue Airways	6,762	6,623	2.1%	6,964	6,904	0.9%	13,726	13,527	1.5%
Spirit Airlines	15,245	11,360	34.2%	15,591	11,533	35.2%	30,836	22,893	34.7%
Total	154,655	196,234	-21.2%	156,120	200,628	-22.2%	310,775	396,862	-21.7%
TERMINAL 4									
Aerovias de Mexico dba Aeromexico		1,120	-100.0%		908	-100.0%		2,028	-100.0%
Air Canada	6,669	8,533	-21.8%	7,159	9,380	-23.7%	13,828	17,913	-22.8%
American Airlines	73,573		N/A	74,307		N/A	147,880		N/A
British Airways	7,889	7,194	9.7%	8,330	7,762	7.3%	16,219	14,956	8.4%
Southwest Airlines	534,097	486,488	9.8%	533,888	489,063	9.2%	1,067,985	975,551	9.5%
US Airways	777,012	764,064	1.7%	784,711	776,443	1.1%	1,561,723	1,540,507	1.4%
Volaris	1,180	1,287	-8.3%	1,628	1,355	20.1%	2,808	2,642	6.3%
WestJet	26,614	21,292	25.0%	27,710	22,485	23.2%	54,324	43,777	24.1%
Total	1,427,034	1,289,978	10.6%	1,437,733	1,307,396	10.0%	2,864,767	2,597,374	10.3%
GRAND TOTAL	1,702,849	1,599,737	6.4%	1,715,145	1,621,324	5.8%	3,417,994	3,221,061	6.1%

Sky Harbor International Airport - Passenger and Activity Worksheet November 2014

Airline	Enplaned Passengers				Deplaned Passengers			Freight		Mail		Landed Weight	Landings
	Domestic	Connect	Internat'l	Total	Domestic	Internat'l	Total	Enplaned	Deplaned	Enplaned	Deplaned		
TERMINAL 2													
Alaska Airlines	34,149			34,149	34,310		34,310	7,591	33,701			33,996,900	230
Great Lakes Aviation	293			293	297		297	32	97			1,030,400	64
United Airlines	86,718			86,718	86,685		86,685	70,585	82,496	358,291	446,019	94,843,800	736
Subtotal Terminal 2	121,160			121,160	121,292		121,292	78,208	116,294	358,291	446,019	129,871,100	1,030
TERMINAL 3													
Delta Air Lines	98,787			98,787	100,227		100,227	103,081	60,292	261,182	390,940	110,577,900	757
Frontier Airlines	23,382			23,382	23,088		23,088					24,395,800	176
Hawaiian Airlines	6,916			6,916	6,701		6,701	60,745	38,655			9,600,000	30
jetBlue Airways	6,762			6,762	6,964		6,964					7,952,000	56
Spirit Airlines	15,245			15,245	15,591		15,591					17,107,736	118
Subtotal Terminal 3	154,655			154,655	156,120		156,120	163,826	102,162	291,097	470,911	173,587,036	1,165
TERMINAL 4													
Air Canada			6,669	6,669		7,159	7,159	2,855	2,721			7,919,800	58
American Airlines	73,573			73,573	74,307		74,307	29,969	54,775	9,443	5,540	77,743,500	630
British Airways			7,889	7,889		8,330	8,330	287,080	468,193			18,231,488	29
Southwest Airlines	401,039	133,058		534,097	533,888		533,888	1,606,140	1,464,071			579,492,000	4,535
US Airways	429,597	290,857		720,454	728,389		728,389			3,695,366	1,511,976	927,813,400	7,478
Volaris			1,180	1,180		1,628	1,628					1,891,565	13
WestJet			26,614	26,614		27,710	27,710					32,526,200	238
Subtotal Terminal 4	904,209	423,915	98,910	1,427,034	1,336,584	101,149	1,437,733	1,926,044	1,989,760	3,704,809	1,517,516	1,645,617,953	12,981
Total Passenger Airlines	1,180,024	423,915	98,910	1,702,849	1,613,996	101,149	1,715,145	2,168,078	2,208,216	4,354,197	2,434,446	1,949,076,089	15,176
AIR CARGO (SOUTH)													
Federal Express								11,238,781	8,079,532			60,777,100	163
United Parcel Service								5,480,828	5,850,248	151,827	112,785	35,992,880	114
Subtotal Air Cargo (South)								16,719,609	13,929,780	151,827	112,785	96,769,980	277
AIR CARGO (WEST)													
ABX Air								1,652,497	1,733,565			10,652,000	39
Ameriflight								367,050	325,988			3,655,390	258
Empire Airlines								142,900	83,248			918,000	108
IFL Group								116,526	200,783			870,000	15
Subtotal Air Cargo (West)								2,278,973	2,343,584			16,095,390	420
Total Cargo Airlines								18,998,582	16,273,364	151,827	112,785	112,865,370	697
Grand Total	1,180,024	423,915	98,910	1,702,849	1,613,996	101,149	1,715,145	21,166,660	18,481,580	4,506,024	2,547,231	2,061,941,459	15,873
Total All Passengers:	3,417,994							Total Air Cargo in Tons: 10,583 + 9,241 + 2,253 + 1,274 = 23,351					

Sky Harbor International Airport - Passenger and Activity Worksheet November 2013

Airline	Enplaned Passengers				Deplaned Passengers			Freight		Mail		Landed Weight	Landings				
	Domestic	Connect	Internat'l	Total	Domestic	Internat'l	Total	Enplaned	Deplaned	Enplaned	Deplaned						
TERMINAL 2																	
Alaska Airlines	27,623			27,623	28,204		28,204	8,777	20,925			28,156,200	207				
Great Lakes Aviation	826			826	817		817	189	304			2,785,300	173				
United Airlines	85,076			85,076	84,279		84,279	49,000	46,667	253,070	321,094	90,385,976	753				
Subtotal Terminal 2	113,525			113,525	113,300		113,300	57,966	67,896	253,070	321,094	121,327,476	1,133				
TERMINAL 3																	
American Airlines	57,701			57,701	59,241		59,241	841	18,165			59,841,500	541				
Delta Air Lines	93,923			93,923	95,935		95,935	12,760	86,970	336,937	412,958	108,465,500	747				
Frontier Airlines	16,614			16,614	16,962		16,962					17,795,440	132				
Hawaiian Airlines	6,390			6,390	6,689		6,689	124,868	181,798			9,575,000	30				
jetBlue Airways	6,623			6,623	6,904		6,904					8,520,000	60				
Midwest Airlines																	
MN Airlines dba Sun Country	3,623			3,623	3,364		3,364			18,749	60,237	4,582,800	33				
Northwest Airlines																	
Spirit Airlines	11,360			11,360	11,533		11,533					14,271,469	101				
Subtotal Terminal 3	196,234			196,234	200,628		200,628	138,469	286,933	355,686	473,195	223,051,709	1,644				
TERMINAL 4																	
Aerovias de Mexico dba Aeromexico			1,120	1,120		908	908					1,276,470	30				
Air Canada			8,533	8,533		9,380	9,380	2,479	1,890			11,204,100	84				
British Airways			7,194	7,194		7,762	7,762	369,189	385,158			18,231,488	29				
Southwest Airlines	361,602	124,886		486,488	489,063		489,063	1,294,825	1,301,624			563,928,000	4,473				
US Airways	398,052	308,686	57,326	764,064	718,225	58,218	776,443	2,180,735	2,040,530	2,773,615	2,198,715	955,283,300	7,806				
Volaris			1,287	1,287		1,355	1,355					1,868,414	13				
WestJet			21,292	21,292		22,485	22,485					27,083,400	195				
Subtotal Terminal 4	759,654	433,572	96,752	1,289,978	1,207,288	100,108	1,307,396	3,847,228	3,729,202	2,773,615	2,198,715	1,578,875,172	12,630				
Total Passenger Airlines	1,069,413	433,572	96,752	1,599,737	1,521,216	100,108	1,621,324	4,043,663	4,084,031	3,382,371	2,993,004	1,923,254,357	15,407				
AIR CARGO (SOUTH)																	
Federal Express								10,953,406	8,506,083			62,415,700	169				
United Parcel Service								5,323,055	6,042,322	50,391	105,465	36,782,880	115				
Subtotal Air Cargo (South)								16,276,461	14,548,405	50,391	105,465	99,198,580	284				
AIR CARGO (WEST)																	
ABX Air								1,502,233	1,659,407			11,240,000	41				
Aimet Systems								11,670	9,660			381,900	24				
Ameriflight								441,278	346,871			4,092,962	315				
Empire Airlines								144,339	88,196			935,000	110				
IFL Group								114,384	201,484			986,000	17				
Subtotal Air Cargo (West)								2,213,904	2,305,618			17,635,862	507				
Total Cargo Airlines								18,490,365	16,854,023	50,391	105,465	116,834,442	791				
Grand Total	1,069,413	433,572	96,752	1,599,737	1,521,216	100,108	1,621,324	22,534,028	20,938,054	3,432,762	3,098,469	2,040,088,799	16,198				
Total All Passengers:	3,221,061																
								Total Air Cargo in Tons:	11,267	+	10,469	+	1,716	+	1,549	=	25,002

Sky Harbor International Airport - Enplaned Passengers by Carrier
Fiscal Year 2014/15

Airline	Jul	Aug	Sep	Oct	Nov	Dec	Jan	Feb	Mar	Apr	May	Jun	Total
TERMINAL 2													
Alaska Airlines	25,780	24,036	23,274	28,460	34,149								135,699
Great Lakes Aviation	487	523	408	412	293								2,123
United Airlines	61,915	65,350	70,066	89,616	86,718								373,665
Total	88,182	89,909	93,748	118,488	121,160								511,487
TERMINAL 3													
Delta Air Lines	105,945	99,774	86,299	100,828	98,787								491,633
Frontier Airlines	19,787	16,619	18,176	19,569	23,382								97,533
Hawaiian Airlines	6,834	6,935	6,847	7,115	6,916								34,647
jetBlue Airways	7,419	7,711	6,794	7,675	6,762								36,361
Spirit Airlines	8,089	7,014	6,764	8,200	15,245								45,312
Total	148,074	138,053	124,880	146,064	154,655								711,726
TERMINAL 4													
Aerovias de Mexico dba Aeromexico	1,078	1,204	24										2,306
Air Canada	3,613	3,790	3,587	5,117	6,669								22,776
American Airlines	64,567	62,712	57,126	68,168	73,573								326,146
British Airways	7,992	8,998	9,197	8,943	7,889								43,019
Southwest Airlines	558,987	523,019	484,473	524,070	534,097								2,624,646
US Airways	939,513	882,646	701,648	847,730	777,012								4,148,549
Volaris	1,972	1,439	1,176	1,422	1,180								7,189
WestJet	5,291	6,169	5,491	9,645	26,614								53,210
Total	1,583,013	1,489,977	1,262,722	1,465,095	1,427,034								7,227,841
GRAND TOTAL	1,819,269	1,717,939	1,481,350	1,729,647	1,702,849								8,451,054

Sky Harbor International Airport - Deplaned Passengers by Carrier
Fiscal Year 2014/15

Airline	Jul	Aug	Sep	Oct	Nov	Dec	Jan	Feb	Mar	Apr	May	Jun	Total
TERMINAL 2													
Alaska Airlines	25,042	25,796	25,681	31,228	34,310								142,057
Great Lakes Aviation	431	512	481	439	297								2,160
United Airlines	62,341	66,165	73,777	92,692	86,685								381,660
Total	87,814	92,473	99,939	124,359	121,292								525,877
TERMINAL 3													
Delta Air Lines	104,537	101,707	90,765	105,047	100,227								502,283
Frontier Airlines	19,966	16,469	18,838	20,609	23,088								98,970
Hawaiian Airlines	7,177	7,438	6,858	7,648	6,701								35,822
jetBlue Airways	7,804	7,966	7,066	8,136	6,964								37,936
Spirit Airlines	8,364	7,060	6,808	8,345	15,591								46,168
Total	147,848	140,640	130,335	152,633	156,120								727,576
TERMINAL 4													
Aerovias de Mexico dba Aeromexico	1,263	1,098	41										2,402
Air Canada	3,406	3,618	3,442	5,772	7,159								23,397
American Airlines	67,606	64,895	60,008	70,413	74,307								337,229
British Airways	10,253	9,510	9,883	10,177	8,330								48,153
Southwest Airlines	567,366	523,020	491,227	533,971	533,888								2,649,472
US Airways	967,876	899,203	714,947	863,596	784,711								4,230,333
Volaris	2,341	1,910	1,031	1,536	1,628								8,446
WestJet	5,511	6,301	6,006	12,847	27,710								58,375
Total	1,625,622	1,509,555	1,286,585	1,498,312	1,437,733								7,357,807
GRAND TOTAL	1,861,284	1,742,668	1,516,859	1,775,304	1,715,145								8,611,260

Sky Harbor International Airport - Total Passengers by Carrier
Fiscal Year 2014/15

Airline	Jul	Aug	Sep	Oct	Nov	Dec	Jan	Feb	Mar	Apr	May	Jun	Total
TERMINAL 2													
Alaska Airlines	50,822	49,832	48,955	59,688	68,459								277,756
Great Lakes Aviation	918	1,035	889	851	590								4,283
United Airlines	124,256	131,515	143,843	182,308	173,403								755,325
Total	175,996	182,382	193,687	242,847	242,452								1,037,364
TERMINAL 3													
Delta Air Lines	210,482	201,481	177,064	205,875	199,014								993,916
Frontier Airlines	39,753	33,088	37,014	40,178	46,470								196,503
Hawaiian Airlines	14,011	14,373	13,705	14,763	13,617								70,469
jetBlue Airways	15,223	15,677	13,860	15,811	13,726								74,297
Spirit Airlines	16,453	14,074	13,572	16,545	30,836								91,480
Total	295,922	278,693	255,215	298,697	310,775								1,439,302
TERMINAL 4													
Aerovias de Mexico dba Aeromexico	2,341	2,302	65										4,708
Air Canada	7,019	7,408	7,029	10,889	13,828								46,173
American Airlines	132,173	127,607	117,134	138,581	147,880								663,375
British Airways	18,245	18,508	19,080	19,120	16,219								91,172
Southwest Airlines	1,126,353	1,046,039	975,700	1,058,041	1,067,985								5,274,118
US Airways	1,907,389	1,781,849	1,416,595	1,711,326	1,561,723								8,378,882
Volaris	4,313	3,349	2,207	2,958	2,808								15,635
WestJet	10,802	12,470	11,497	22,492	54,324								111,585
Total	3,208,635	2,999,532	2,549,307	2,963,407	2,864,767								14,585,648
GRAND TOTAL	3,680,553	3,460,607	2,998,209	3,504,951	3,417,994								17,062,314

Sky Harbor International Airport - Enplaned Passengers by Carrier
Calendar Year 2014

Airline	Jan	Feb	Mar	Apr	May	Jun	Jul	Aug	Sep	Oct	Nov	Dec	Total
TERMINAL 2													
Alaska Airlines	29,364	30,724	37,621	35,371	29,069	26,493	25,780	24,036	23,274	28,460	34,149		324,341
Great Lakes Aviation	520	509	551	349	391	445	487	523	408	412	293		4,888
United Airlines	81,340	79,430	106,758	83,926	91,727	69,005	61,915	65,350	70,066	89,616	86,718		885,851
Total	111,224	110,663	144,930	119,646	121,187	95,943	88,182	89,909	93,748	118,488	121,160		1,215,080
TERMINAL 3													
American Airlines	69,700	65,025											134,725
Delta Air Lines	102,742	97,455	139,288	119,382	108,775	103,936	105,945	99,774	86,299	100,828	98,787		1,163,211
Frontier Airlines	16,835	16,898	19,382	18,882	20,664	18,803	19,787	16,619	18,176	19,569	23,382		208,997
Hawaiian Airlines	7,367	6,379	6,792	6,419	7,422	7,168	6,834	6,935	6,847	7,115	6,916		76,194
jetBlue Airways	5,993	6,084	8,071	7,719	8,412	7,745	7,419	7,711	6,794	7,675	6,762		80,385
MN Airlines dba Sun Country	3,609	3,849	4,611	3,871	1,898	969				2,677	3,563		25,047
Spirit Airlines	13,398	14,087	17,651	16,055	8,369	8,709	8,089	7,014	6,764	8,200	15,245		123,581
Total	219,644	209,777	195,795	172,328	155,540	147,330	148,074	138,053	124,880	146,064	154,655		1,812,140
TERMINAL 4													
Aerovias de Mexico dba Aeromexico	1,355	906	1,234	1,075	1,086	1,226	1,078	1,204	24				9,188
Air Canada	8,866	9,725	12,133	10,640	4,169	3,837	3,613	3,790	3,587	5,117	6,669		72,146
American Airlines			74,445	74,999	68,887	52,974	64,567	62,712	57,126	68,168	73,573		597,451
British Airways	7,003	5,516	8,479	8,906	10,043	9,962	7,992	8,998	9,197	8,943	7,889		92,928
Southwest Airlines	481,394	469,902	609,057	562,739	571,412	563,150	558,987	523,019	484,473	524,070	534,097		5,882,300
US Airways	813,891	731,080	935,868	838,442	884,685	925,997	939,513	882,646	701,648	847,730	777,012		9,278,512
Volaris	2,520	1,862	2,473	2,328	1,597	1,727	1,972	1,439	1,176	1,422	1,180		19,696
WestJet	22,629	25,263	29,876	25,165	7,319	5,514	5,291	6,169	5,491	9,645	26,614		168,976
Total	1,337,658	1,244,254	1,673,565	1,524,294	1,549,198	1,564,387	1,583,013	1,489,977	1,262,722	1,465,095	1,427,034		16,121,197
GRAND TOTAL	1,668,526	1,564,694	2,014,290	1,816,268	1,825,925	1,807,660	1,819,269	1,717,939	1,481,350	1,729,647	1,702,849		19,148,417

Sky Harbor International Airport - Deplaned Passengers by Carrier
Calendar Year 2014

Airline	Jan	Feb	Mar	Apr	May	Jun	Jul	Aug	Sep	Oct	Nov	Dec	Total
TERMINAL 2													
Alaska Airlines	30,952	31,428	38,497	33,197	25,784	24,953	25,042	25,796	25,681	31,228	34,310		326,868
Great Lakes Aviation	614	510	491	347	388	417	431	512	481	439	297		4,927
United Airlines	80,157	79,004	103,273	105,274	86,883	66,721	62,341	66,165	73,777	92,692	86,685		902,972
Total	111,723	110,942	142,261	138,818	113,055	92,091	87,814	92,473	99,939	124,359	121,292		1,234,767
TERMINAL 3													
American Airlines	71,060	65,892											136,952
Delta Air Lines	97,243	100,000	139,913	114,416	105,304	100,458	104,537	101,707	90,765	105,047	100,227		1,159,617
Frontier Airlines	17,440	17,284	19,390	18,486	20,073	18,313	19,966	16,469	18,838	20,609	23,088		209,956
Hawaiian Airlines	7,512	6,411	7,240	6,585	7,062	6,877	7,177	7,438	6,858	7,648	6,701		77,509
jetBlue Airways	6,721	6,720	7,970	7,682	7,655	7,194	7,804	7,966	7,066	8,136	6,964		81,878
MN Airlines dba Sun Country	4,698	4,344	4,654	2,832	1,359	776				2,848	3,549		25,060
Spirit Airlines	15,213	15,066	18,442	13,581	8,257	8,314	8,364	7,060	6,808	8,345	15,591		125,041
Total	219,887	215,717	197,609	163,582	149,710	141,932	147,848	140,640	130,335	152,633	156,120		1,816,013
TERMINAL 4													
Aerovias de Mexico dba Aeromexico	1,357	842	1,147	1,116	928	967	1,263	1,098	41				8,759
Air Canada	9,631	10,457	11,968	9,422	3,456	2,836	3,406	3,618	3,442	5,772	7,159		71,167
American Airlines			74,086	71,780	67,346	53,545	67,606	64,895	60,008	70,413	74,307		603,986
British Airways	8,319	6,897	9,645	8,808	9,381	9,869	10,253	9,510	9,883	10,177	8,330		101,072
Southwest Airlines	489,476	473,468	605,474	535,927	548,190	550,127	567,366	523,020	491,227	533,971	533,888		5,852,134
US Airways	828,022	746,818	942,143	817,764	860,764	925,242	967,876	899,203	714,947	863,596	784,711		9,351,086
Volaris	2,868	2,064	2,248	2,068	1,826	1,945	2,341	1,910	1,031	1,536	1,628		21,465
WestJet	24,003	27,175	28,990	21,065	6,803	5,468	5,511	6,301	6,006	12,847	27,710		171,879
Total	1,363,676	1,267,721	1,675,701	1,467,950	1,498,694	1,549,999	1,625,622	1,509,555	1,286,585	1,498,312	1,437,733		16,181,548
GRAND TOTAL	1,695,286	1,594,380	2,015,571	1,770,350	1,761,459	1,784,022	1,861,284	1,742,668	1,516,859	1,775,304	1,715,145		19,232,328

Sky Harbor International Airport - Total Passengers by Carrier
Calendar Year 2014

Airline	Jan	Feb	Mar	Apr	May	Jun	Jul	Aug	Sep	Oct	Nov	Dec	Total
TERMINAL 2													
Alaska Airlines	60,316	62,152	76,118	68,568	54,853	51,446	50,822	49,832	48,955	59,688	68,459		651,209
Great Lakes Aviation	1,134	1,019	1,042	696	779	862	918	1,035	889	851	590		9,815
United Airlines	161,497	158,434	210,031	189,200	178,610	135,726	124,256	131,515	143,843	182,308	173,403		1,788,823
Total	222,947	221,605	287,191	258,464	234,242	188,034	175,996	182,382	193,687	242,847	242,452		2,449,847
TERMINAL 3													
American Airlines	140,760	130,917											271,677
Delta Air Lines	199,985	197,455	279,201	233,798	214,079	204,394	210,482	201,481	177,064	205,875	199,014		2,322,828
Frontier Airlines	34,275	34,182	38,772	37,368	40,737	37,116	39,753	33,088	37,014	40,178	46,470		418,953
Hawaiian Airlines	14,879	12,790	14,032	13,004	14,484	14,045	14,011	14,373	13,705	14,763	13,617		153,703
jetBlue Airways	12,714	12,804	16,041	15,401	16,067	14,939	15,223	15,677	13,860	15,811	13,726		162,263
MN Airlines dba Sun Country	8,307	8,193	9,265	6,703	3,257	1,745				5,525	7,112		50,107
Spirit Airlines	28,611	29,153	36,093	29,636	16,626	17,023	16,453	14,074	13,572	16,545	30,836		248,622
Total	439,531	425,494	393,404	335,910	305,250	289,262	295,922	278,693	255,215	298,697	310,775		3,628,153
TERMINAL 4													
Aerovias de Mexico dba Aeromexico	2,712	1,748	2,381	2,191	2,014	2,193	2,341	2,302	65				17,947
Air Canada	18,497	20,182	24,101	20,062	7,625	6,673	7,019	7,408	7,029	10,889	13,828		143,313
American Airlines			148,531	146,779	136,233	106,519	132,173	127,607	117,134	138,581	147,880		1,201,437
British Airways	15,322	12,413	18,124	17,714	19,424	19,831	18,245	18,508	19,080	19,120	16,219		194,000
Southwest Airlines	970,870	943,370	1,214,531	1,098,666	1,119,602	1,113,277	1,126,353	1,046,039	975,700	1,058,041	1,067,985		11,734,434
US Airways	1,641,913	1,477,898	1,878,011	1,656,206	1,745,449	1,851,239	1,907,389	1,781,849	1,416,595	1,711,326	1,561,723		18,629,598
Volaris	5,388	3,926	4,721	4,396	3,423	3,672	4,313	3,349	2,207	2,958	2,808		41,161
WestJet	46,632	52,438	58,866	46,230	14,122	10,982	10,802	12,470	11,497	22,492	54,324		340,855
Total	2,701,334	2,511,975	3,349,266	2,992,244	3,047,892	3,114,386	3,208,635	2,999,532	2,549,307	2,963,407	2,864,767		32,302,745
GRAND TOTAL	3,363,812	3,159,074	4,029,861	3,586,618	3,587,384	3,591,682	3,680,553	3,460,607	2,998,209	3,504,951	3,417,994		38,380,745

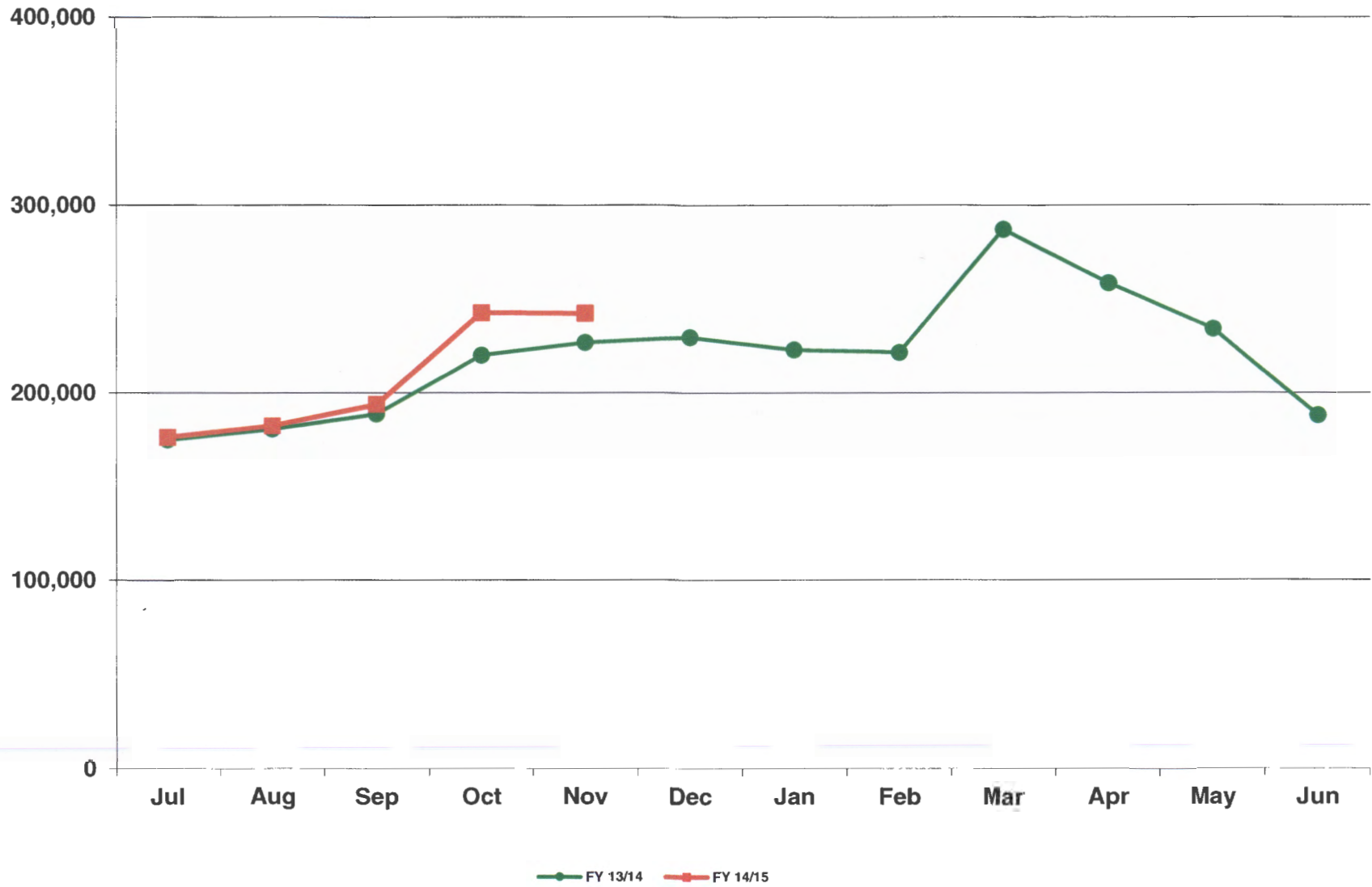
Sky Harbor International Airport
Landing Weights (in Thousands) Fiscal Year 2014/15 - All Airlines

Airline	Jul	Aug	Sep	Oct	Nov	Dec	Jan	Feb	Mar	Apr	May	Jun	Total
Aerovias de Mexico dba Aeromexico	1,319	1,319	43										2,681
Air Canada	4,245	4,216	4,088	6,260	7,920								26,729
Alaska Airlines	25,230	26,226	27,329	31,062	33,997								143,844
American Airlines	65,143	65,352	63,213	70,696	77,744								342,148
British Airways	19,489	19,489	18,860	19,489	18,231								95,558
Delta Air Lines	108,225	107,197	95,047	110,827	110,578								531,874
Frontier Airlines	20,022	18,609	19,707	20,703	24,396								103,437
Great Lakes Aviation	1,304	1,481	1,385	1,336	1,030								6,536
Hawaiian Airlines	9,920	9,920	9,575	10,165	9,600								49,180
jetBlue Airways	8,378	8,804	8,094	8,804	7,952								42,032
Southwest Airlines	623,450	599,066	570,416	591,890	579,492								2,964,314
Spirit Airlines	8,896	8,898	8,476	8,767	17,108								52,145
United Airlines	64,221	69,811	78,199	96,200	94,844								403,275
US Airways	1,079,915	1,014,777	837,220	991,594	927,814								4,851,320
Volaris	2,037	1,892	1,707	1,884	1,892								9,412
WestJet	6,215	6,413	6,008	14,669	32,526								65,831
Passenger	2,048,009	1,963,470	1,749,367	1,988,008	1,949,078								9,697,932
ABX Air	11,990	11,814	11,522	12,512	10,652								58,490
Aimet Systems	73	41											114
Ameriflight	4,706	4,397	3,890	4,434	3,655								21,082
Empire Airlines	791	850	757	833	918								4,149
Federal Express	60,310	60,298	57,847	67,090	60,777								306,322
IFL Group	1,160	1,044	928	1,102	870								5,104
United Parcel Service	36,015	33,859	33,927	37,793	35,993								177,587
Cargo	115,045	112,303	108,871	123,764	112,865								572,848
Grand Total	2,163,054	2,075,773	1,858,238	2,111,772	2,061,943								10,270,780

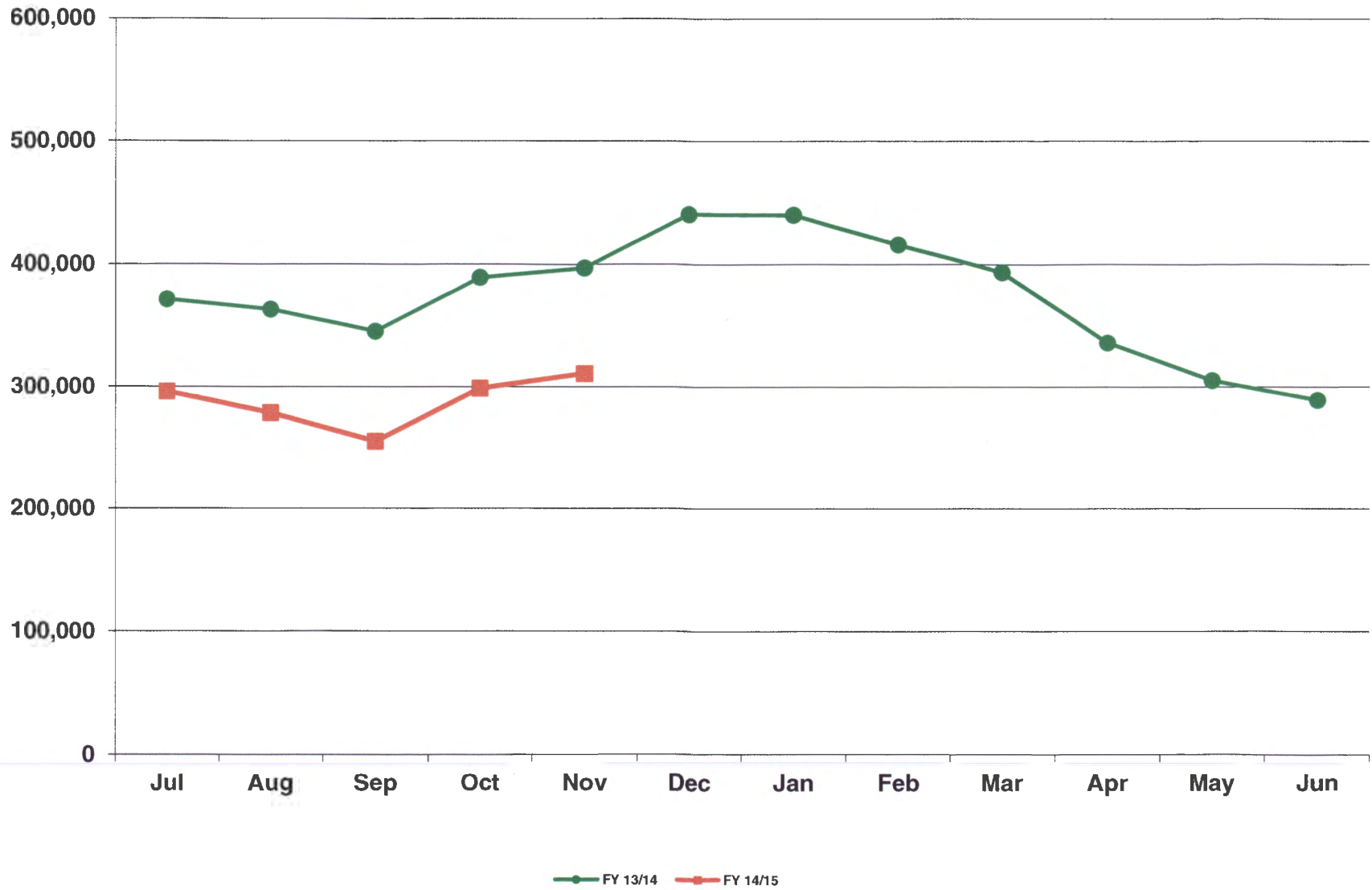
Sky Harbor International Airport
Landing Weights (in Thousands) Fiscal Year 2014/15 - Rates & Charges Airlines

Airline	Jul	Aug	Sep	Oct	Nov	Dec	Jan	Feb	Mar	Apr	May	Jun	Total
Aerovias de Mexico dba Aeromexico	1,319	1,319	43										2,681
Air Canada	4,245	4,216	4,088	6,260	7,920								26,729
Alaska Airlines	25,230	26,226	27,329	31,062	33,997								143,844
American Airlines	65,143	65,352	63,213	70,696	77,744								342,148
British Airways	19,489	19,489	18,860	19,489	18,231								95,558
Delta Air Lines	108,225	107,197	95,047	110,827	105,861								527,157
Frontier Airlines	20,022	18,609	19,707	20,703	24,396								103,437
Great Lakes Aviation	1,304	1,481	1,385	1,336	1,030								6,536
Hawaiian Airlines	9,920	9,920	9,575	10,165	9,600								49,180
jetBlue Airways	8,378	8,804	8,094	8,804	7,952								42,032
Southwest Airlines	623,450	599,066	570,416	591,890	579,492								2,964,314
Spirit Airlines	8,896	8,898	8,476	8,767	17,108								52,145
United Airlines	64,221	69,811	78,199	96,200	94,844								403,275
US Airways	1,079,915	1,014,777	837,220	991,594	927,814								4,851,320
Volaris	2,037	1,892	1,707	1,884	1,892								9,412
WestJet	6,215	6,413	6,008	14,669	32,526								65,831
Passenger	2,048,009	1,963,470	1,749,367	1,988,008	1,944,361								9,693,215
ABX Air	11,990	11,814	11,522	12,512	10,652								58,490
Federal Express	60,310	60,298	57,847	67,090	60,777								306,322
IFL Group	1,160	1,044	928	1,102	870								5,104
United Parcel Service	36,015	33,859	33,927	37,793	35,993								177,587
Cargo	109,475	107,015	104,224	118,497	108,292								547,503
Grand Total	2,157,484	2,070,485	1,853,591	2,106,505	2,052,653								10,240,718

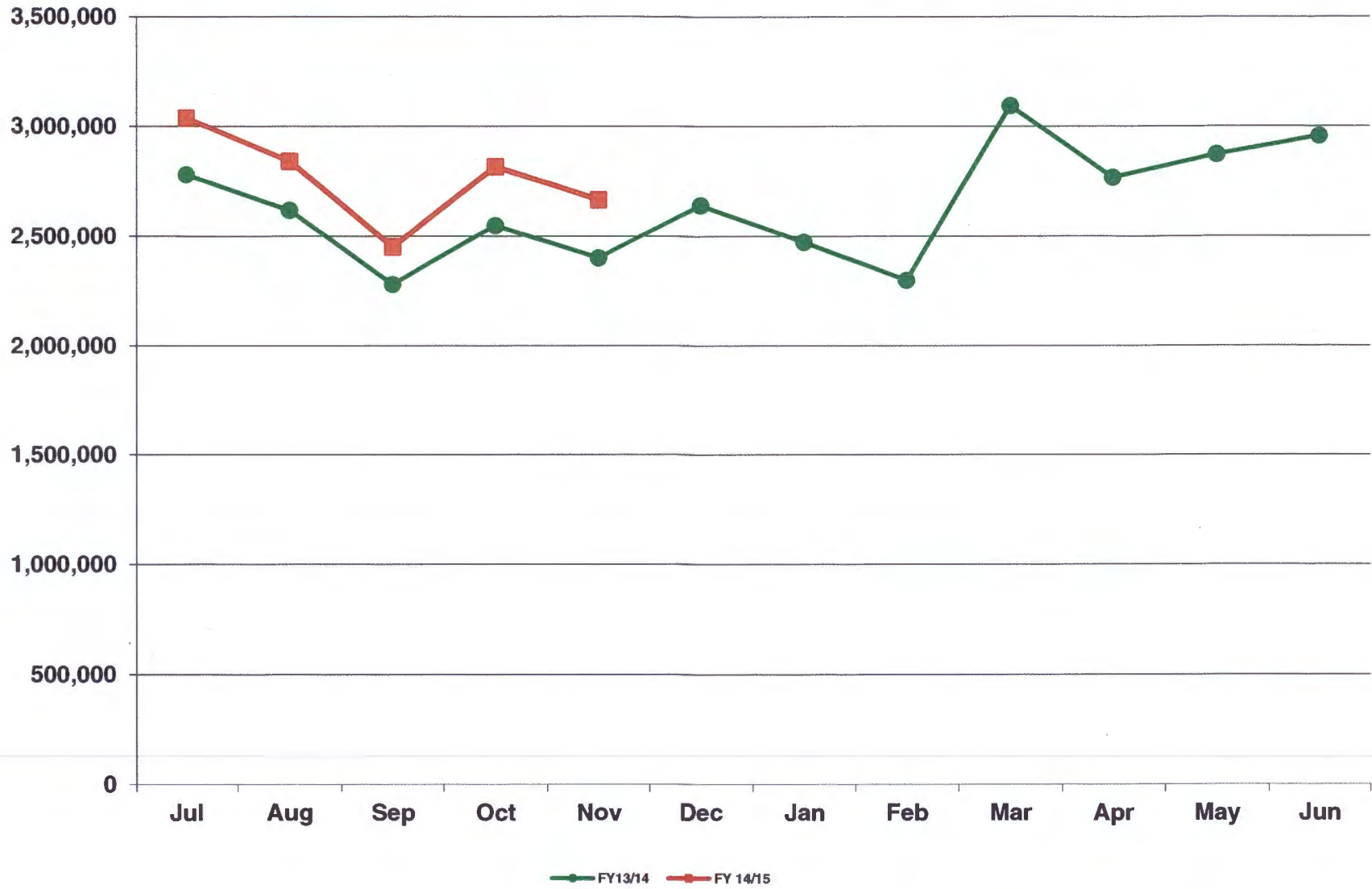
Phoenix Sky Harbor International Airport
Domestic Enplaned/Deplaned Passengers Terminal 2
November 2014



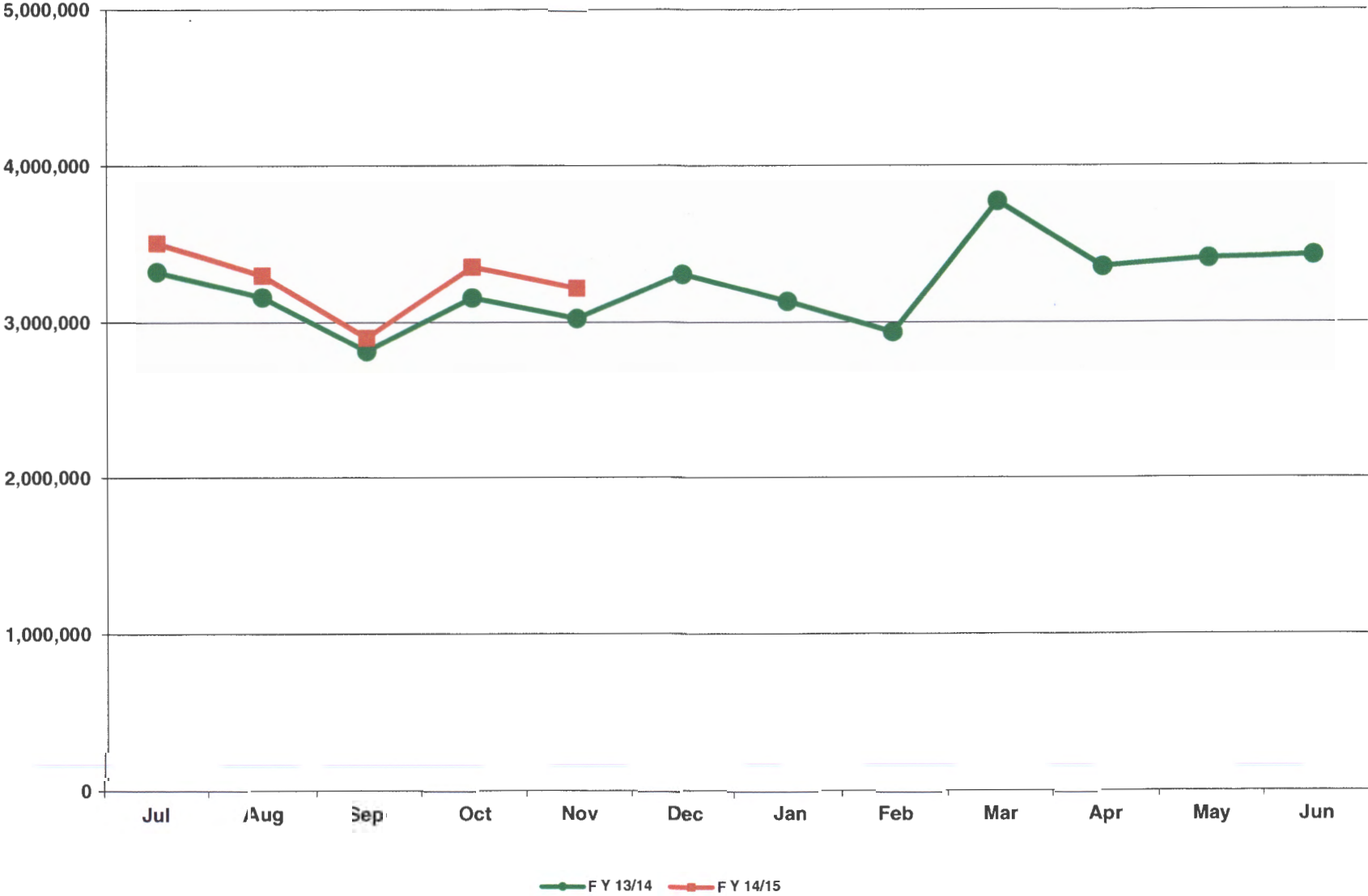
Phoenix Sky Harbor International Airport
Domestic Enplaned/Deplaned Passengers Terminal 3
November 2014



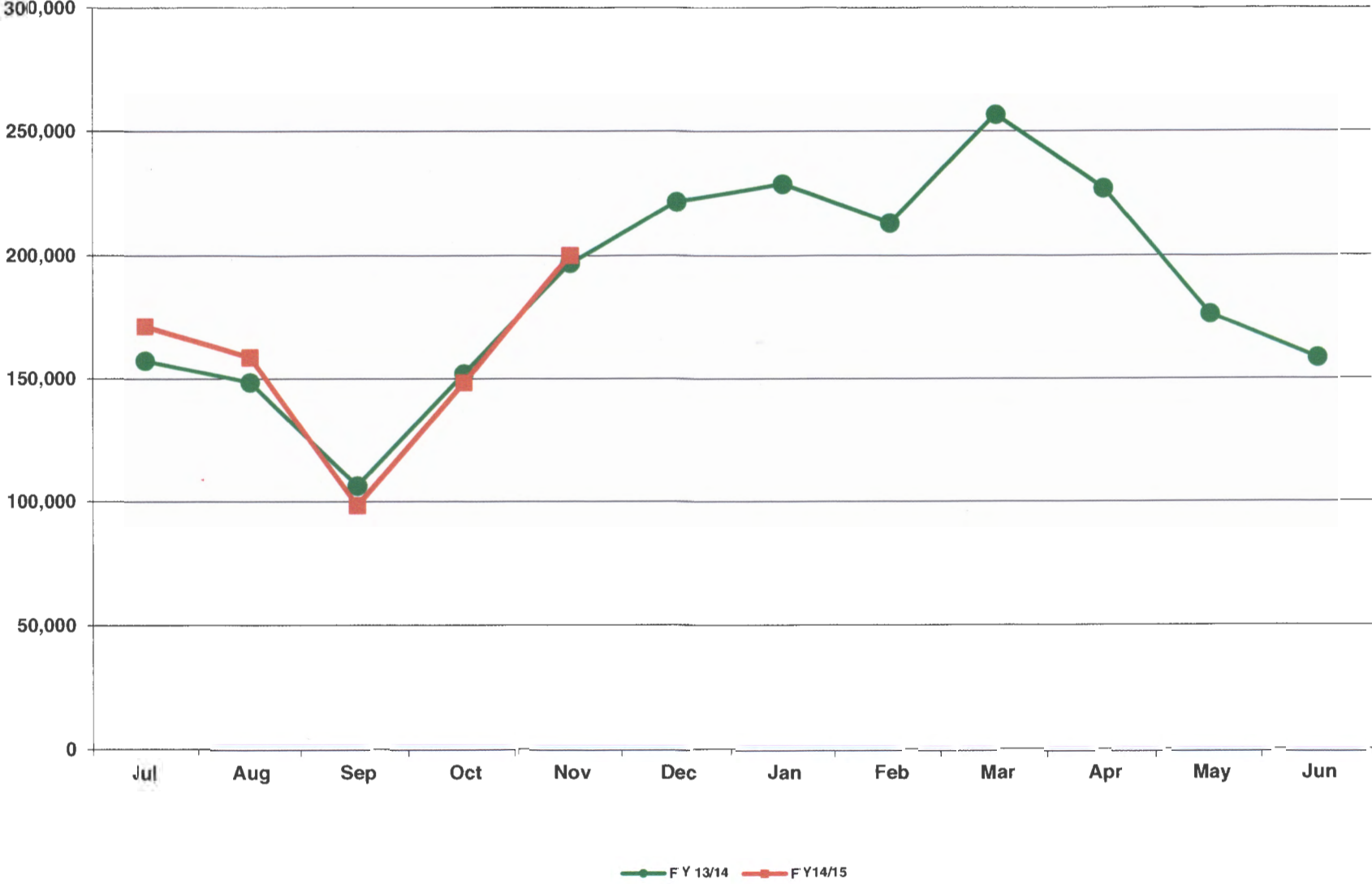
Phoenix Sky Harbor International Airport
Domestic Enplaned/Deplaned Passengers Terminal 4
November 2014



Phoenix Sky Harbor International Airport
Total Domestic Enplaned/Deplaned Passengers
November 2014



Phoenix Sky Harbor International Airport
Total International Enplaned/Deplaned Passengers
November 2014



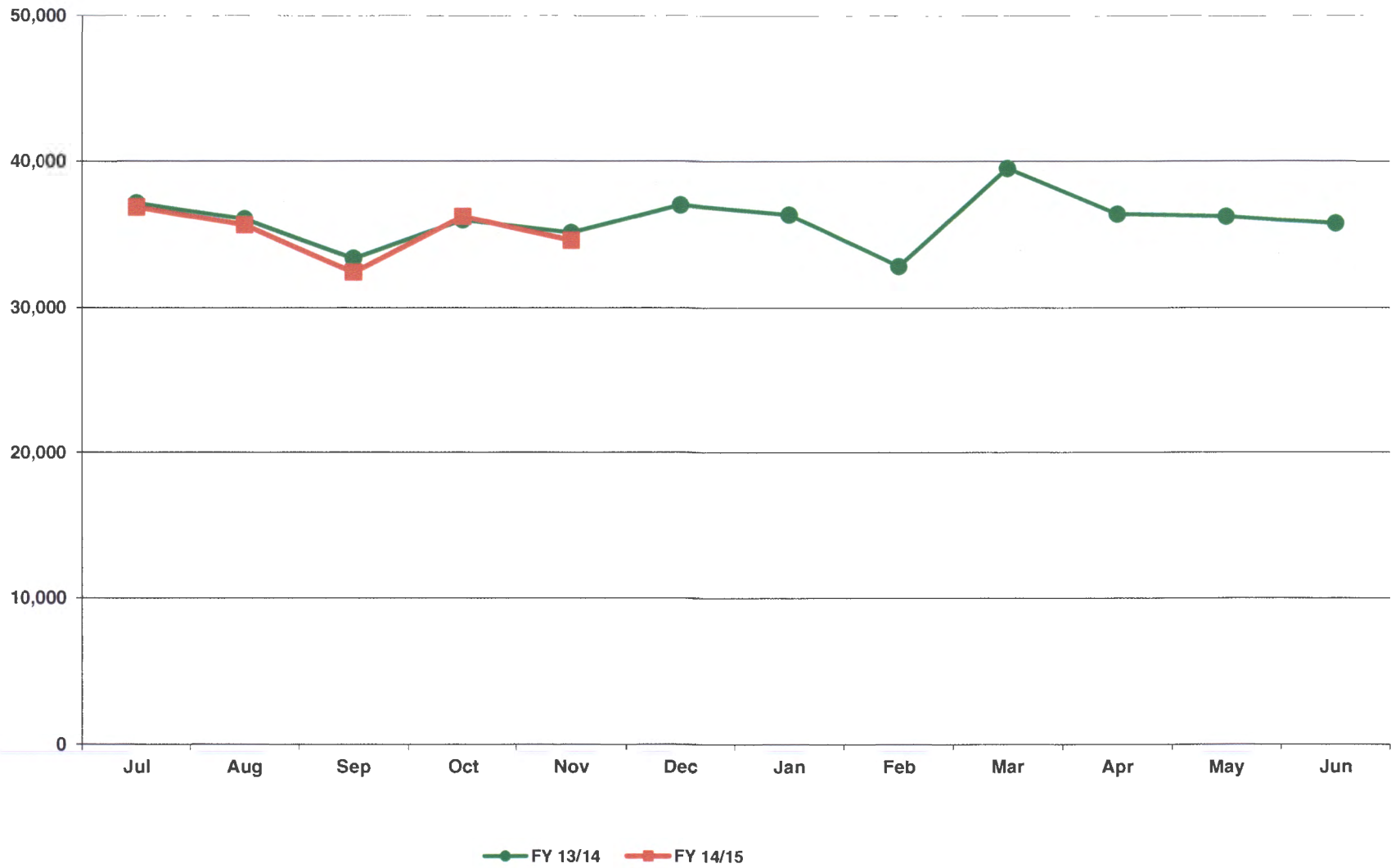
Phoenix Sky Harbor International Airport
Total Enplaned/Deplaned Passengers
November 2014



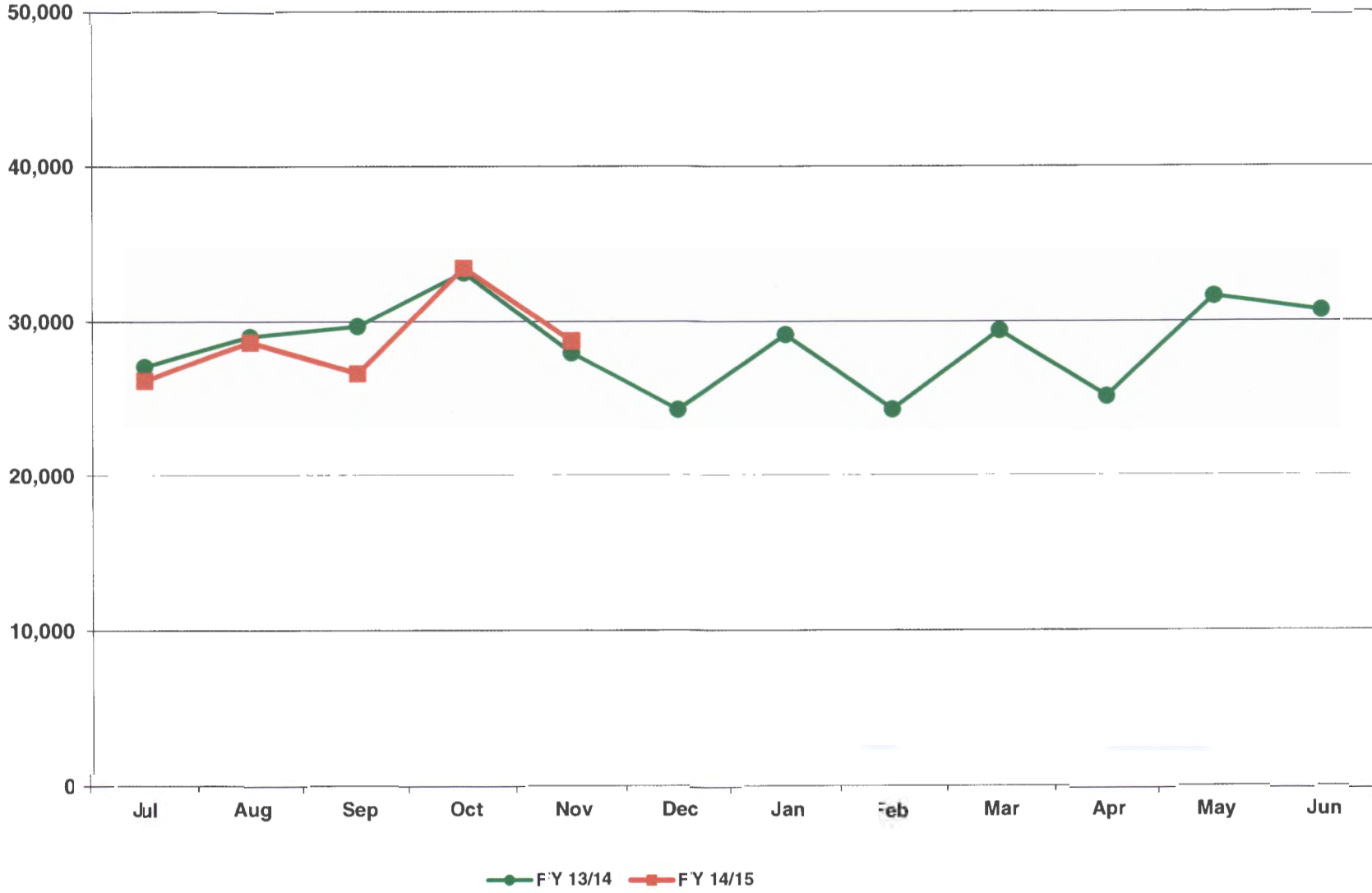
Phoenix Sky Harbor International Airport
Total Enplaned/Deplaned Cargo (Tons)
November 2014



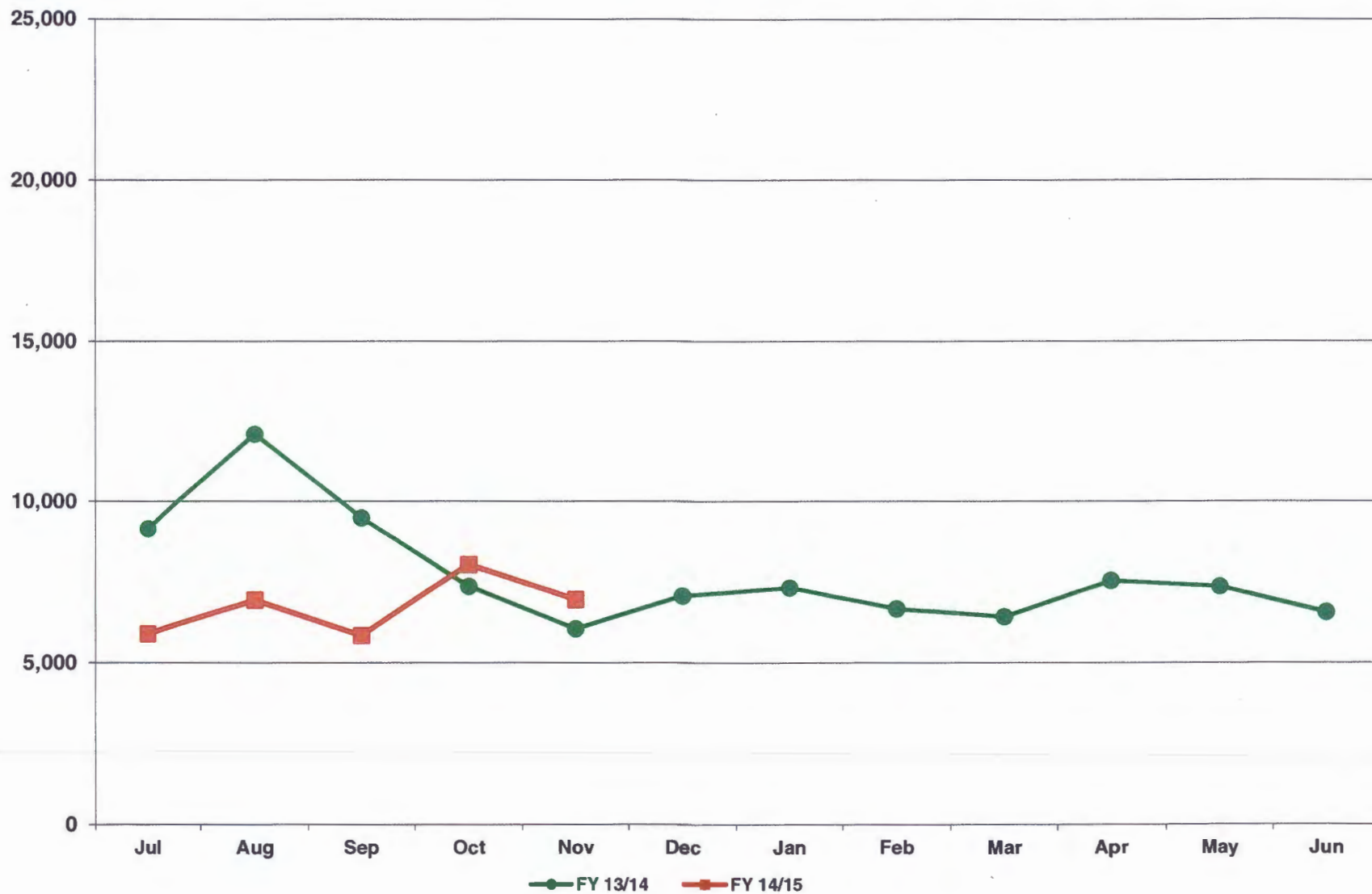
Phoenix Sky Harbor International Airport
Aircraft Operations
November 2014



Deer Valley Airport
Aircraft Operations
November 2014



Goodyear Airport
Aircraft Operations
November 2014



**City of Phoenix Aviation Department
Sky Harbor International Airport
Financial Management Division
Monthly Statistical Reports – December 2014
Table of Contents**

Reports:

- 1 Passengers, Cargo, and Aircraft Operations
- 2 Passenger Activity Report
- 3 Passenger and Activity Worksheet December 2014
- 4 Passenger and Activity Worksheet December 2013
- 5 Enplaned Passengers by Carrier for Fiscal Year 2014/15
- 6 Deplaned Passengers by Carrier for Fiscal Year 2014/15
- 7 Total Passengers by Carrier for Fiscal Year 2014/15
- 8 Enplaned Passengers by Carrier for Calendar Year 2014
- 9 Deplaned Passengers by Carrier for Calendar Year 2014
- 10 Total Passengers by Carrier for Calendar Year 2014
- 11 Airline Landing Weights – All Airlines for Fiscal Year 2014/15
- 12 Airline Landing Weights – Rates & Charges Airlines Only for Fiscal Year 2014/15

Graphs:

- 1 Domestic Enplaned / Deplaned Passengers Terminal 2
- 2 Domestic Enplaned / Deplaned Passengers Terminal 3
- 3 Domestic Enplaned / Deplaned Passengers Terminal 4
- 4 Total Domestic Enplaned / Deplaned Passengers
- 5 Total International Enplaned / Deplaned Passengers
- 6 Total Enplaned / Deplaned Passengers
- 7 Total Enplaned / Deplaned Cargo (in Tons)
- 8 Sky Harbor International Airport Aircraft Operations
- 9 Deer Valley Airport Aircraft Operations
- 10 Goodyear Airport Aircraft Operations

PASSENGERS, CARGO, AND AIRCRAFT OPERATIONS AT PHOENIX AIRPORTS: December 2014

December	2014	2013	%Chg	Fiscal YTD 2014/15	Fiscal YTD 2013/2014	%Chg	Calendar YTD 2014	Calendar YTD 2013	%Chg
PASSENGERS									
T2	116,959	116,484	0.4%	628,446	605,185	3.8%	1,332,039	1,312,825	1.5%
T3	178,142	219,381	-18.8%	889,868	1,144,508	-22.2%	1,990,282	2,393,729	-16.9%
T4	1,454,604	1,314,033	10.7%	8,303,307	7,587,738	9.4%	16,565,787	15,344,574	8.0%
International	114,798	109,635	4.7%	493,936	483,954	2.1%	1,124,812	1,115,843	0.8%
Total Enplaned	1,864,503	1,759,533	6.0%	10,315,557	9,821,385	5.0%	21,012,920	20,166,971	4.2%
T2	115,859	113,114	2.4%	641,736	614,971	4.4%	1,350,445	1,302,190	3.7%
T3	180,193	220,784	-18.4%	907,770	1,160,948	-21.8%	1,996,207	2,400,723	-16.8%
T4	1,475,798	1,325,320	11.4%	8,436,073	7,677,797	9.9%	16,630,543	15,358,824	8.3%
International	117,563	111,919	5.0%	515,095	499,865	3.0%	1,144,547	1,112,906	2.8%
Total Deplaned	1,889,413	1,771,137	6.7%	10,500,674	9,953,581	5.5%	21,121,742	20,174,643	4.7%
Total	3,753,916	3,530,670	6.3%	20,816,231	19,774,966	5.3%	42,134,662	40,341,614	4.4%
CARGO									
Freight enplaned	16,422	17,167	-4.3%	73,846	73,698	0.2%	144,162	141,735	1.7%
Freight deplaned	13,138	13,603	-3.4%	61,161	64,380	-5.0%	122,015	128,553	-5.1%
Total Freight	29,560	30,770	-3.9%	135,007	138,078	-2.2%	266,177	270,288	-1.5%
Mail enplaned	2,538	2,177	16.6%	13,615	9,264	47.0%	26,872	16,985	58.2%
Mail deplaned	1,686	1,712	-1.5%	9,489	7,762	22.2%	19,783	17,075	15.9%
Total Mail	4,224	3,889	8.6%	23,104	17,026	35.7%	46,655	34,060	37.0%
Total (Tons)	33,784	34,659	-2.5%	158,111	155,104	1.9%	312,832	304,348	2.8%
AIRCRAFT OPERATIONS									
Air Carrier/Air Taxi	35,433	35,126	0.9%	202,189	203,845	-0.8%	407,331	412,934	-1.4%
General Aviation	1,649	1,690	-2.4%	9,769	9,910	-1.4%	20,579	20,863	-1.4%
Military	214	217	-1.4%	1,250	1,083	15.4%	2,551	2,387	6.9%
Sky Harbor International	37,296	37,033	0.7%	213,208	214,838	-0.8%	430,461	436,184	-1.3%
Air Carrier/Air Taxi	393	465	-15.5%	2,506	2,239	11.9%	5,383	4,535	18.7%
General Aviation	25,238	23,784	6.1%	166,697	168,836	-1.3%	334,024	350,373	-4.7%
Military	5	4	25.0%	45	60	-25.0%	86	87	-1.1%
Deer Valley Airport	25,636	24,253	5.7%	169,248	171,135	-1.1%	339,493	354,995	-4.4%
Air Carrier/Air Taxi	516	60	760.0%	2,657	427	522.2%	4,164	901	362.2%
General Aviation	7,169	6,740	6.4%	36,993	48,792	-24.2%	75,354	115,867	-35.0%
Military	323	261	23.8%	2,006	1,963	2.2%	3,998	3,887	2.9%
Goodyear Airport	8,008	7,061	13.4%	41,656	51,182	-18.6%	83,516	120,655	-30.8%
Total	70,940	68,347	3.8%	424,112	437,155	-3.0%	853,470	911,834	-6.4%

Passenger Activity Report * * * Sky Harbor International Airport * * * December 2014

Airline	Enplaned Passengers			Deplaned Passengers			Total Passengers		
	2014	2013	% Chg	2014	2013	% Chg	2014	2013	% Chg
TERMINAL 2									
Alaska Airlines	33,732	30,282	11.4%	33,064	29,381	12.5%	66,796	59,663	12.0%
Great Lakes Aviation	333	753	-55.8%	325	718	-54.7%	658	1,471	-55.3%
United Airlines	82,894	85,449	-3.0%	82,470	83,015	-0.7%	165,364	168,464	-1.8%
Total	116,959	116,484	0.4%	115,859	113,114	2.4%	232,818	229,598	1.4%
TERMINAL 3									
American Airlines		67,965	-100.0%		69,402	-100.0%		137,367	-100.0%
Delta Air Lines	108,943	99,071	10.0%	109,921	98,701	11.4%	218,864	197,772	10.7%
Frontier Airlines	31,428	17,212	82.6%	31,464	17,377	81.1%	62,892	34,589	81.8%
Hawaiian Airlines	7,611	7,501	1.5%	7,636	7,281	4.9%	15,247	14,782	3.1%
jetBlue Airways	7,337	7,097	3.4%	7,815	7,628	2.5%	15,152	14,725	2.9%
Spirit Airlines	18,030	15,604	15.5%	18,296	15,439	18.5%	36,326	31,043	17.0%
Total	178,142	219,381	-18.8%	180,193	220,784	-18.4%	358,335	440,165	-18.6%
TERMINAL 4									
Aerovias de Mexico dba Aeromexico		1,383	-100.0%		1,187	-100.0%		2,570	-100.0%
Air Canada	9,305	9,029	3.1%	10,991	9,855	11.5%	20,296	18,884	7.5%
American Airlines	81,213		N/A	86,142		N/A	167,355		N/A
British Airways	8,607	7,574	13.6%	8,440	8,288	1.8%	17,047	15,862	7.5%
Southwest Airlines	576,007	536,559	7.4%	576,368	531,702	8.4%	1,152,375	1,068,261	7.9%
US Airways	866,304	845,188	2.5%	881,677	861,343	2.4%	1,747,981	1,706,531	2.4%
Volaris	2,097	2,630	-20.3%	2,058	2,701	-23.8%	4,155	5,331	-22.1%
WestJet	25,869	21,305	21.4%	27,685	22,163	24.9%	53,554	43,468	23.2%
Total	1,569,402	1,423,668	10.2%	1,593,361	1,437,239	10.9%	3,162,763	2,860,907	10.6%
GRAND TOTAL	1,864,503	1,759,533	6.0%	1,889,413	1,771,137	6.7%	3,753,916	3,530,670	6.3%

Sky Harbor International Airport - Passenger and Activity Worksheet December 2014

Airline	Enplaned Passengers				Deplaned Passengers			Freight		Mail		Landed Weight	Landings				
	Domestic	Connect	Internat'l	Total	Domestic	Internat'l	Total	Enplaned	Deplaned	Enplaned	Deplaned						
TERMINAL 2																	
Alaska Airlines	33,732			33,732	33,064		33,064	6,474	37,426			30,915,800	216				
Great Lakes Aviation	333			333	325		325	116	79			1,304,100	81				
United Airlines	82,894			82,894	82,470		82,470	56,703	80,094	396,746	392,907	88,633,392	729				
Subtotal Terminal 2	116,959			116,959	115,859		115,859	63,293	117,599	396,746	392,907	120,853,292	1,026				
TERMINAL 3																	
Delta Air Lines	108,943			108,943	109,921		109,921	81,398	65,916	300,225	389,278	123,995,338	840				
Frontier Airlines	31,428			31,428	31,464		31,464					32,272,780	234				
Hawaiian Airlines	7,611			7,611	7,636		7,636	89,276	47,665			9,795,000	31				
jetBlue Airways	7,337			7,337	7,815		7,815					8,520,000	60				
Spirit Airlines	18,030			18,030	18,296		18,296					18,042,496	124				
Subtotal Terminal 3	178,142			178,142	180,193		180,193	170,674	123,800	382,449	509,619	198,106,414	1,327				
TERMINAL 4																	
Air Canada			9,305	9,305		10,991	10,991	1,887	995			12,519,200	92				
American Airlines	81,213			81,213	86,142		86,142	29,025	57,024	39,503	59,875	85,875,500	698				
British Airways			8,607	8,607		8,440	8,440	306,134	416,079			18,860,160	30				
Southwest Airlines	421,281	154,726		576,007	576,368		576,368	1,877,828	1,783,356			610,924,000	4,775				
US Airways	460,228	337,156	68,920	866,304	813,288	68,389	881,677	680,712	450,641	4,125,639	2,276,192	1,010,394,100	8,052				
Volaris			2,097	2,097		2,058	2,058					2,328,080	16				
WestJet			25,869	25,869		27,685	27,685					33,212,400	240				
Subtotal Terminal 4	962,722	491,882	114,798	1,569,402	1,475,798	117,563	1,593,361	2,895,586	2,708,095	4,165,142	2,336,067	1,774,113,440	13,903				
Total Passenger Airlines	1,257,823	491,882	114,798	1,864,503	1,771,850	117,563	1,889,413	3,129,553	2,949,494	4,944,337	3,238,593	2,093,073,146	16,256				
AIR CARGO (SOUTH)																	
Federal Express								16,612,122	11,950,549			106,952,900	279				
United Parcel Service								10,729,527	8,869,056	131,618	133,836	75,438,120	219				
Subtotal Air Cargo (South)								27,341,649	20,819,605	131,618	133,836	182,391,020	498				
AIR CARGO (WEST)																	
ABX Air								1,682,580	1,804,767			11,512,000	42				
Ameriflight								414,016	389,584			4,245,948	293				
Empire Airlines								142,899	95,813			1,011,500	119				
IFL Group								132,784	217,332			986,000	17				
Subtotal Air Cargo (West)								2,372,279	2,507,496			17,755,448	471				
Total Cargo Airlines								29,713,928	23,327,101	131,618	133,836	200,146,468	969				
Grand Total	1,257,823	491,882	114,798	1,864,503	1,771,850	117,563	1,889,413	32,843,481	26,276,595	5,075,955	3,372,429	2,293,219,614	17,225				
Total All Passengers:	3,753,916																
								Total Air Cargo in Tons:	16,422	+	13,138	+	2,538	+	1,686	=	33,784

Sky Harbor International Airport - Passenger and Activity Worksheet December 2013

Airline	Enplaned Passengers				Deplaned Passengers			Freight		Mail		Landed Weight	Landings				
	Domestic	Connect	Internat'l	Total	Domestic	Internat'l	Total	Enplaned	Deplaned	Enplaned	Deplaned						
TERMINAL 2																	
Alaska Airlines	30,282			30,282	29,381		29,381	4,666	33,600			28,309,400	206				
Great Lakes Aviation	753			753	718		718	229	159			2,559,900	159				
United Airlines	85,449			85,449	83,015		83,015	45,323	56,424	286,420	366,198	89,513,160	761				
Subtotal Terminal 2	116,484			116,484	113,114		113,114	50,218	90,183	286,420	366,198	120,382,460	1,126				
TERMINAL 3																	
American Airlines	67,965			67,965	69,402		69,402	777	18,974		18	68,699,000	602				
Delta Air Lines	99,071			99,071	98,701		98,701	14,550	87,909	390,913	485,738	107,036,900	725				
Frontier Airlines	17,212			17,212	17,377		17,377					17,962,980	133				
Hawaiian Airlines	7,501			7,501	7,281		7,281	169,853	77,914			9,745,000	31				
jetBlue Airways	7,097			7,097	7,628		7,628					8,520,000	60				
Midwest Airlines																	
MN Airlines dba Sun Country	4,931			4,931	4,956		4,956			40,486	111,887	5,700,400	41				
Northwest Airlines																	
Spirit Airlines	15,604			15,604	15,439		15,439					17,142,964	121				
Subtotal Terminal 3	219,381			219,381	220,784		220,784	185,180	184,797	431,399	597,643	234,807,244	1,713				
TERMINAL 4																	
Aerovias de Mexico dba Aeromexico			1,383	1,383			1,187	1,187				1,276,470	30				
Air Canada			9,029	9,029			9,855	9,855	3,124	884		12,037,300	90				
British Airways			7,574	7,574			8,288	8,288	472,331	334,479		18,860,160	30				
Southwest Airlines	386,413	150,146		536,559	531,702		531,702	1,389,039	1,386,929			593,958,000	4,703				
US Airways	430,030	347,444	67,714	845,188	793,618		67,725	861,343	1,928,836	1,833,292	3,636,479	2,459,361	994,265,300	8,118			
Volaris			2,630	2,630			2,701	2,701					3,705,960	26			
WestJet			21,305	21,305			22,163	22,163					27,892,800	201			
Subtotal Terminal 4	816,443	497,590	109,635	1,423,668	1,325,320		111,919	1,437,239	3,793,330	3,555,584	3,636,479	2,459,361	1,651,995,990	13,198			
Total Passenger Airlines	1,152,308	497,590	109,635	1,759,533	1,659,218		111,919	1,771,137	4,028,728	3,830,564	4,354,298	3,423,202	2,007,185,694	16,037			
AIR CARGO (SOUTH)																	
Federal Express								15,937,594	12,076,912			102,223,300	276				
United Parcel Service								11,700,358	8,946,402			80,355,460	220				
Subtotal Air Cargo (South)								27,637,952	21,023,314			182,578,760	496				
AIR CARGO (WEST)																	
ABX Air								1,933,536	1,734,674			11,262,000	41				
Aimet Systems								9,937	9,756			365,900	23				
Ameriflight								449,522	303,731			3,812,086	292				
Empire Airlines								162,353	97,701			960,500	113				
IFL Group								112,051	205,554			986,000	17				
Subtotal Air Cargo (West)								2,667,399	2,351,416			17,386,486	486				
Total Cargo Airlines								30,305,351	23,374,730			199,965,246	982				
Grand Total	1,152,308	497,590	109,635	1,759,533	1,659,218		111,919	1,771,137	34,334,079	27,205,294	4,354,298	3,423,202	2,207,150,940	17,019			
Total All Passengers:	3,530,670																
								Total Air Cargo in Tons:	17,167	+	13,603	+	2,177	+	1,712	=	34,658

Sky Harbor International Airport - Enplaned Passengers by Carrier
Fiscal Year 2014/15

Airline	Jul	Aug	Sep	Oct	Nov	Dec	Jan	Feb	Mar	Apr	May	Jun	Total
TERMINAL 2													
Alaska Airlines	25,780	24,036	23,274	28,460	34,149	33,732							169,431
Great Lakes Aviation	487	523	408	412	293	333							2,456
United Airlines	61,915	65,350	70,066	89,616	86,718	82,894							456,559
Total	88,182	89,909	93,748	118,488	121,160	116,959							628,446
TERMINAL 3													
Delta Air Lines	105,945	99,774	86,299	100,828	98,787	108,943							600,576
Frontier Airlines	19,787	16,619	18,176	19,569	23,382	31,428							128,961
Hawaiian Airlines	6,834	6,935	6,847	7,115	6,916	7,611							42,258
jetBlue Airways	7,419	7,711	6,794	7,675	6,762	7,337							43,698
Spirit Airlines	8,089	7,014	6,764	8,200	15,245	18,030							63,342
Total	148,074	138,053	124,880	146,064	154,655	178,142							889,868
TERMINAL 4													
Aerovias de Mexico dba Aeromexico	1,078	1,204	24										2,306
Air Canada	3,613	3,790	3,587	5,117	6,669	9,305							32,081
American Airlines	64,567	62,712	57,126	68,168	73,573	81,213							407,359
British Airways	7,992	8,998	9,197	8,943	7,889	8,607							51,626
Southwest Airlines	558,987	523,019	484,473	524,070	534,097	576,007							3,200,653
US Airways	939,513	882,646	701,648	847,730	777,012	866,304							5,014,853
Volaris	1,972	1,439	1,176	1,422	1,180	2,097							9,286
WestJet	5,291	6,169	5,491	9,645	26,614	25,869							79,079
Total	1,583,013	1,489,977	1,262,722	1,465,095	1,427,034	1,569,402							8,797,243
GRAND TOTAL	1,819,269	1,717,939	1,481,350	1,729,647	1,702,849	1,864,503							10,315,557

Sky Harbor International Airport - Deplaned Passengers by Carrier
Fiscal Year 2014/15

Airline	Jul	Aug	Sep	Oct	Nov	Dec	Jan	Feb	Mar	Apr	May	Jun	Total
TERMINAL 2													
Alaska Airlines	25,042	25,796	25,681	31,228	34,310	33,064							175,121
Great Lakes Aviation	431	512	481	439	297	325							2,485
United Airlines	62,341	66,165	73,777	92,692	86,685	82,470							464,130
Total	87,814	92,473	99,939	124,359	121,292	115,859							641,736
TERMINAL 3													
Delta Air Lines	104,537	101,707	90,766	105,047	100,227	109,921							612,205
Frontier Airlines	19,966	16,469	18,838	20,609	23,088	31,464							130,434
Hawaiian Airlines	7,177	7,438	6,858	7,648	6,701	7,636							43,458
jetBlue Airways	7,804	7,966	7,066	8,136	6,964	7,815							45,751
Spirit Airlines	8,364	7,060	6,808	8,345	15,591	18,296							64,464
Total	147,848	140,640	130,336	152,633	156,120	180,193							907,770
TERMINAL 4													
Aerovias de Mexico dba Aeromexico	1,263	1,098	41										2,402
Air Canada	3,406	3,618	3,442	5,772	7,159	10,991							34,388
American Airlines	67,606	64,895	60,008	70,413	74,307	86,142							423,371
British Airways	10,253	9,510	9,883	10,177	8,330	8,440							56,593
Southwest Airlines	567,366	523,020	491,227	533,971	533,888	576,368							3,225,840
US Airways	967,876	899,203	714,947	863,596	784,711	881,677							5,112,010
Volaris	2,341	1,910	1,031	1,536	1,628	2,058							10,504
WestJet	5,511	6,301	6,006	12,847	27,710	27,685							86,060
Total	1,625,622	1,509,555	1,286,585	1,498,312	1,437,733	1,593,361							8,951,168
GRAND TOTAL	1,861,284	1,742,668	1,516,860	1,775,304	1,715,145	1,889,413							10,500,674

Sky Harbor International Airport - Total Passengers by Carrier
Fiscal Year 2014/15

Airline	Jul	Aug	Sep	Oct	Nov	Dec	Jan	Feb	Mar	Apr	May	Jun	Total
TERMINAL 2													
Alaska Airlines	50,822	49,832	48,955	59,688	68,459	66,796							344,552
Great Lakes Aviation	918	1,035	889	851	590	658							4,941
United Airlines	124,256	131,515	143,843	182,308	173,403	165,364							920,689
Total	175,996	182,382	193,687	242,847	242,452	232,818							1,270,182
TERMINAL 3													
Delta Air Lines	210,482	201,481	177,065	205,875	199,014	218,864							1,212,781
Frontier Airlines	39,753	33,088	37,014	40,178	46,470	62,892							259,395
Hawaiian Airlines	14,011	14,373	13,705	14,763	13,617	15,247							85,716
jetBlue Airways	15,223	15,677	13,860	15,811	13,726	15,152							89,449
Spirit Airlines	16,453	14,074	13,572	16,545	30,836	36,326							127,806
Total	295,922	278,693	255,216	298,697	310,775	358,335							1,797,638
TERMINAL 4													
Aerovias de Mexico dba Aeromexico	2,341	2,302	65										4,708
Air Canada	7,019	7,408	7,029	10,889	13,828	20,296							66,469
American Airlines	132,173	127,607	117,134	138,581	147,880	167,355							830,730
British Airways	18,245	18,508	19,080	19,120	16,219	17,047							108,219
Southwest Airlines	1,126,353	1,046,039	975,700	1,058,041	1,067,985	1,152,375							6,426,493
US Airways	1,907,389	1,781,849	1,416,595	1,711,326	1,561,723	1,747,981							10,126,863
Volaris	4,313	3,349	2,207	2,958	2,808	4,155							19,790
WestJet	10,802	12,470	11,497	22,492	54,324	53,554							165,139
Total	3,208,635	2,999,532	2,549,307	2,963,407	2,864,767	3,162,763							17,748,411
GRAND TOTAL	3,680,553	3,460,607	2,998,210	3,504,951	3,417,994	3,753,916							20,816,231

Sky Harbor International Airport - Enplaned Passengers by Carrier
Calendar Year 2014

Airline	Jan	Feb	Mar	Apr	May	Jun	Jul	Aug	Sep	Oct	Nov	Dec	Total
TERMINAL 2													
Alaska Airlines	29,364	30,724	37,621	35,371	29,069	26,493	25,780	24,036	23,274	28,460	34,149	33,732	358,073
Great Lakes Aviation	520	509	551	349	391	445	487	523	408	412	293	333	5,221
United Airlines	81,340	79,430	106,758	83,926	91,727	69,005	61,915	65,350	70,066	89,616	86,718	82,894	968,745
Total	111,224	110,663	144,930	119,646	121,187	95,943	88,182	89,909	93,748	118,488	121,160	116,959	1,332,039
TERMINAL 3													
American Airlines	69,700	65,025											134,725
Delta Air Lines	102,742	97,455	139,288	119,382	108,775	103,936	105,945	99,774	86,299	100,828	98,787	108,943	1,272,154
Frontier Airlines	16,835	16,898	19,382	18,882	20,664	18,803	19,787	16,619	18,176	19,569	23,382	31,428	240,425
Hawaiian Airlines	7,367	6,379	6,792	6,419	7,422	7,168	6,834	6,935	6,847	7,115	6,916	7,611	83,805
jetBlue Airways	5,993	6,084	8,071	7,719	8,412	7,745	7,419	7,711	6,794	7,675	6,762	7,337	87,722
MN Airlines dba Sun Country	3,609	3,849	4,611	3,871	1,898	969				2,677	3,563	4,793	29,840
Spirit Airlines	13,398	14,087	17,651	16,055	8,369	8,709	8,089	7,014	6,764	8,200	15,245	18,030	141,611
Total	219,644	209,777	195,795	172,328	155,540	147,330	148,074	138,053	124,880	146,064	154,655	178,142	1,990,282
TERMINAL 4													
Aerovias de Mexico dba Aeromexico	1,355	906	1,234	1,075	1,086	1,226	1,078	1,204	24				9,188
Air Canada	8,866	9,725	12,133	10,640	4,169	3,837	3,613	3,790	3,587	5,117	6,669	9,305	81,451
American Airlines			74,445	74,999	68,887	52,974	64,567	62,712	57,126	68,168	73,573	81,213	678,664
British Airways	7,003	5,516	8,479	8,906	10,043	9,962	7,992	8,998	9,197	8,943	7,889	8,607	101,535
Southwest Airlines	481,394	469,902	609,057	562,739	571,412	563,150	558,987	523,019	484,473	524,070	534,097	576,007	6,458,307
US Airways	813,891	731,080	935,868	838,442	884,685	925,997	939,513	882,646	701,648	847,730	777,012	866,304	10,144,816
Volaris	2,520	1,862	2,473	2,328	1,597	1,727	1,972	1,439	1,176	1,422	1,180	2,097	21,793
WestJet	22,629	25,263	29,876	25,165	7,319	5,514	5,291	6,169	5,491	9,645	26,614	25,869	194,845
Total	1,337,658	1,244,254	1,673,565	1,524,294	1,549,198	1,564,387	1,583,013	1,489,977	1,262,722	1,465,095	1,427,034	1,569,402	17,690,599
GRAND TOTAL	1,668,526	1,564,694	2,014,290	1,816,268	1,825,925	1,807,660	1,819,269	1,717,939	1,481,350	1,729,647	1,702,849	1,864,503	21,012,920

Sky Harbor International Airport - Deplaned Passengers by Carrier
Calendar Year 2014

Airline	Jan	Feb	Mar	Apr	May	Jun	Jul	Aug	Sep	Oct	Nov	Dec	Total
TERMINAL 2													
Alaska Airlines	30,952	31,428	38,497	33,197	25,784	24,953	25,042	25,796	25,681	31,228	34,310	33,064	359,932
Great Lakes Aviation	614	510	491	347	388	417	431	512	481	439	297	325	5,252
United Airlines	80,157	79,004	103,273	105,274	86,883	66,721	62,341	66,165	73,777	92,692	86,685	82,470	985,442
Total	111,723	110,942	142,261	138,818	113,055	92,091	87,814	92,473	99,939	124,359	121,292	115,859	1,350,626
TERMINAL 3													
American Airlines	71,060	65,892											136,952
Delta Air Lines	97,243	100,000	139,913	114,416	105,304	100,458	104,537	101,707	90,766	105,047	100,227	109,921	1,269,539
Frontier Airlines	17,440	17,284	19,390	18,486	20,073	18,313	19,966	16,469	18,838	20,609	23,088	31,464	241,420
Hawaiian Airlines	7,512	6,411	7,240	6,585	7,062	6,877	7,177	7,438	6,858	7,648	6,701	7,636	85,145
jetBlue Airways	6,721	6,720	7,970	7,682	7,655	7,194	7,804	7,966	7,066	8,136	6,964	7,815	89,693
MN Airlines dba Sun Country	4,698	4,344	4,654	2,832	1,359	776				2,848	3,549	5,061	30,121
Spirit Airlines	15,213	15,066	18,442	13,581	8,257	8,314	8,364	7,060	6,808	8,345	15,591	18,296	143,337
Total	219,887	215,717	197,609	163,582	149,710	141,932	147,848	140,640	130,336	152,633	156,120	180,193	1,996,207
TERMINAL 4													
Aerovias de Mexico dba Aeromexico	1,357	842	1,147	1,116	928	967	1,263	1,098	41				8,759
Air Canada	9,631	10,457	11,968	9,422	3,456	2,836	3,406	3,618	3,442	5,772	7,159	10,991	82,158
American Airlines			74,086	71,780	67,346	53,545	67,606	64,895	60,008	70,413	74,307	86,142	690,128
British Airways	8,319	6,897	9,645	8,808	9,381	9,869	10,253	9,510	9,883	10,177	8,330	8,440	109,512
Southwest Airlines	489,476	473,468	605,474	535,927	548,190	550,127	567,366	523,020	491,227	533,971	533,888	576,368	6,428,502
US Airways	828,022	746,818	942,143	817,764	860,764	925,242	967,876	899,203	714,947	863,596	784,711	881,677	10,232,763
Volaris	2,868	2,064	2,248	2,068	1,826	1,945	2,341	1,910	1,031	1,536	1,628	2,058	23,523
WestJet	24,003	27,175	28,990	21,065	6,803	5,468	5,511	6,301	6,006	12,847	27,710	27,685	199,564
Total	1,363,676	1,267,721	1,675,701	1,467,950	1,498,694	1,549,999	1,625,622	1,509,555	1,286,585	1,498,312	1,437,733	1,593,361	17,774,909
GRAND TOTAL	1,695,286	1,594,380	2,015,571	1,770,350	1,761,459	1,784,022	1,861,284	1,742,668	1,516,860	1,775,304	1,715,145	1,889,413	21,121,742

Sky Harbor International Airport - Total Passengers by Carrier
Calendar Year 2014

Airline	Jan	Feb	Mar	Apr	May	Jun	Jul	Aug	Sep	Oct	Nov	Dec	Total
TERMINAL 2													
Alaska Airlines	60,316	62,152	76,118	68,568	54,853	51,446	50,822	49,832	48,955	59,688	68,459	66,796	718,005
Great Lakes Aviation	1,134	1,019	1,042	696	779	862	918	1,035	889	851	590	658	10,473
United Airlines	161,497	158,434	210,031	189,200	178,610	135,726	124,256	131,515	143,843	182,308	173,403	165,364	1,954,187
Total	222,947	221,605	287,191	258,464	234,242	188,034	175,996	182,382	193,687	242,847	242,452	232,818	2,682,665
TERMINAL 3													
American Airlines	140,760	130,917											271,677
Delta Air Lines	199,985	197,455	279,201	233,798	214,079	204,394	210,482	201,481	177,065	205,875	199,014	218,864	2,541,693
Frontier Airlines	34,275	34,182	38,772	37,368	40,737	37,116	39,753	33,088	37,014	40,178	46,470	62,892	481,845
Hawaiian Airlines	14,879	12,790	14,032	13,004	14,484	14,045	14,011	14,373	13,705	14,763	13,617	15,247	168,950
jetBlue Airways	12,714	12,804	16,041	15,401	16,067	14,939	15,223	15,677	13,860	15,811	13,726	15,152	177,415
MN Airlines dba Sun Country	8,307	8,193	9,265	6,703	3,257	1,745				5,525	7,112	9,854	59,961
Spirit Airlines	28,611	29,153	36,093	29,636	16,626	17,023	16,453	14,074	13,572	16,545	30,836	36,326	284,948
Total	439,531	425,494	393,404	335,910	305,250	289,262	295,922	278,693	255,216	298,697	310,775	358,335	3,986,489
TERMINAL 4													
Aerovias de Mexico dba Aeromexico	2,712	1,748	2,381	2,191	2,014	2,193	2,341	2,302	65				17,947
Air Canada	18,497	20,182	24,101	20,062	7,625	6,673	7,019	7,408	7,029	10,889	13,828	20,296	163,609
American Airlines			148,531	146,779	136,233	106,519	132,173	127,607	117,134	138,581	147,880	167,355	1,368,792
British Airways	15,322	12,413	18,124	17,714	19,424	19,831	18,245	18,508	19,080	19,120	16,219	17,047	211,047
Southwest Airlines	970,870	943,370	1,214,531	1,098,666	1,119,602	1,113,277	1,126,353	1,046,039	975,700	1,058,041	1,067,985	1,152,375	12,886,809
US Airways	1,641,913	1,477,898	1,878,011	1,656,206	1,745,449	1,851,239	1,907,389	1,781,849	1,416,595	1,711,326	1,561,723	1,747,981	20,377,579
Volaris	5,388	3,926	4,721	4,396	3,423	3,672	4,313	3,349	2,207	2,958	2,808	4,155	45,316
WestJet	46,632	52,438	58,866	46,230	14,122	10,982	10,802	12,470	11,497	22,492	54,324	53,554	394,409
Total	2,701,334	2,511,975	3,349,266	2,992,244	3,047,892	3,114,386	3,208,635	2,999,532	2,549,307	2,963,407	2,864,767	3,162,763	35,465,508
GRAND TOTAL	3,363,812	3,159,074	4,029,861	3,586,618	3,587,384	3,591,682	3,680,553	3,460,607	2,998,210	3,504,951	3,417,994	3,753,916	42,134,662

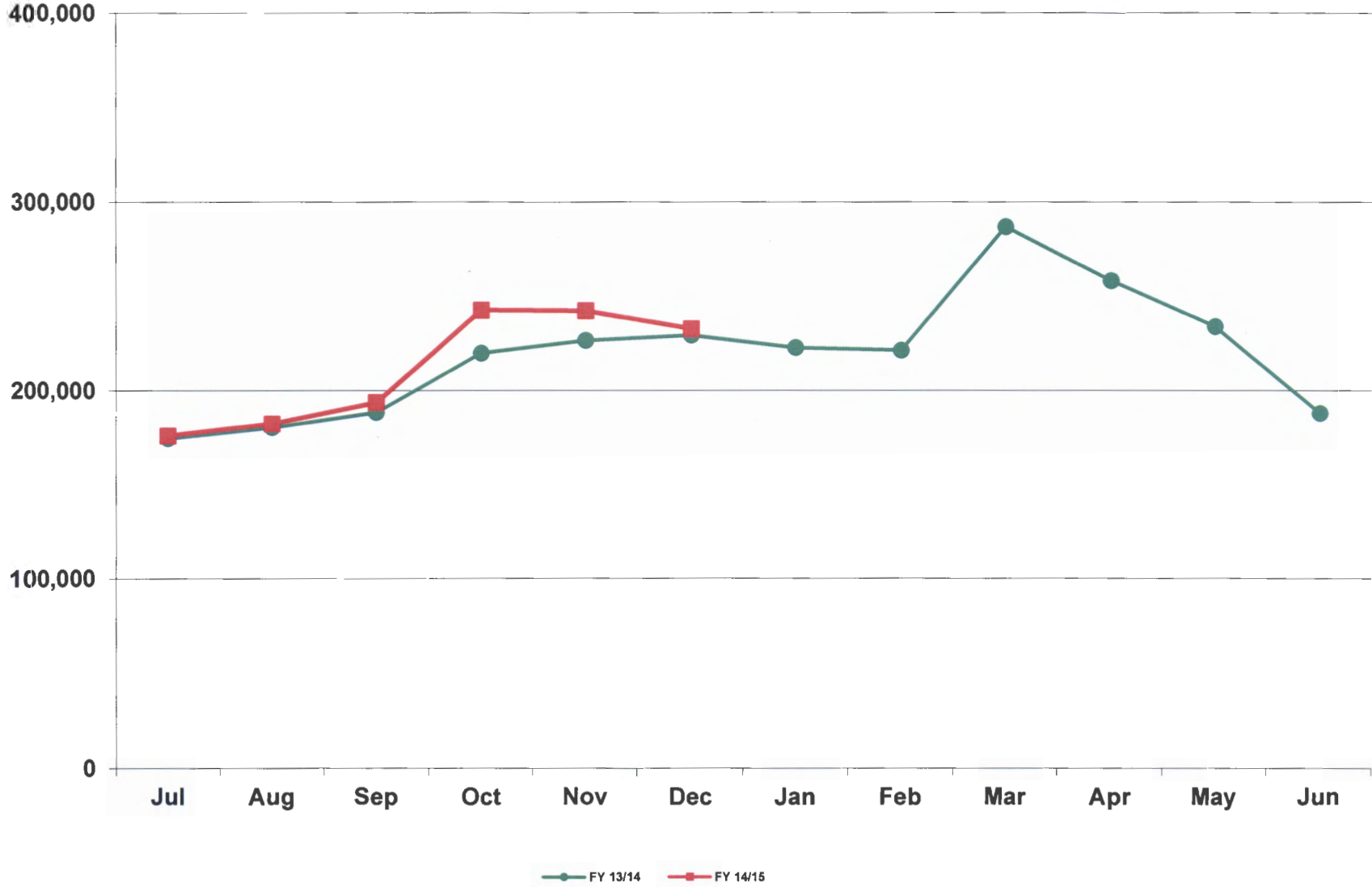
Sky Harbor International Airport
Landing Weights (in Thousands) Fiscal Year 2014/15 - All Airlines

Airline	Jul	Aug	Sep	Oct	Nov	Dec	Jan	Feb	Mar	Apr	May	Jun	Total
Aerovias de Mexico dba Aeromexico	1,319	1,319	43										2,681
Air Canada	4,245	4,216	4,088	6,260	7,920	12,519							39,248
Alaska Airlines	25,230	26,226	27,329	31,062	33,997	30,916							174,760
American Airlines	65,143	65,352	63,213	70,696	77,744	85,876							428,024
British Airways	19,489	19,489	18,860	19,489	18,231	18,860							114,418
Delta Air Lines	108,225	107,197	95,136	110,827	110,578	123,995							655,958
Frontier Airlines	20,022	18,609	19,707	20,703	24,396	32,273							135,710
Great Lakes Aviation	1,304	1,481	1,385	1,336	1,030	1,304							7,840
Hawaiian Airlines	9,920	9,920	9,575	10,165	9,600	9,795							58,975
jetBlue Airways	8,378	8,804	8,094	8,804	7,952	8,520							50,552
Southwest Airlines	623,450	599,066	570,416	591,890	579,492	610,924							3,575,238
Spirit Airlines	8,896	8,898	8,476	8,767	17,108	18,042							70,187
United Airlines	64,221	69,811	78,199	96,200	94,844	88,633							491,908
US Airways	1,079,915	1,014,777	837,220	991,594	927,814	1,010,394							5,861,714
Volaris	2,037	1,892	1,707	1,884	1,892	2,328							11,740
WestJet	6,215	6,413	6,008	14,669	32,526	33,212							99,043
Passenger	2,048,009	1,963,470	1,749,456	1,988,008	1,949,078	2,093,072							11,791,093
ABX Air	11,990	11,814	11,522	12,512	10,652	11,512							70,002
Aimet Systems	73	41											114
Ameriflight	4,706	4,397	3,890	4,434	3,655	4,246							25,328
Empire Airlines	791	850	757	833	918	1,012							5,161
Federal Express	60,310	60,298	57,847	67,090	60,777	106,953							413,275
IFL Group	1,160	1,044	928	1,102	870	986							6,090
United Parcel Service	36,015	33,859	33,927	37,793	35,993	75,438							253,025
Cargo	115,045	112,303	108,871	123,764	112,865	200,147							772,995
Grand Total	2,163,054	2,075,773	1,858,327	2,111,772	2,061,943	2,293,219							12,564,088

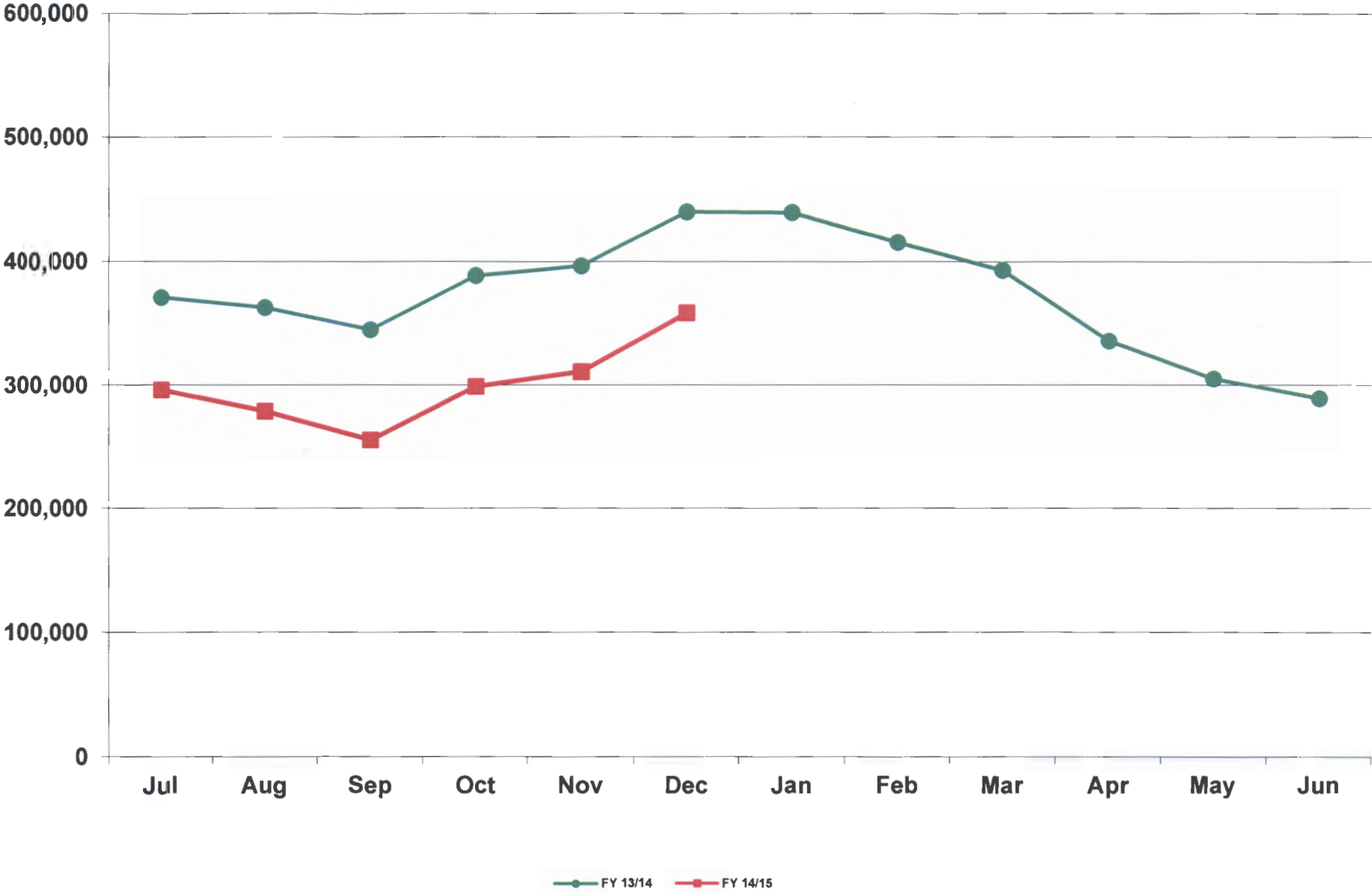
Sky Harbor International Airport
Landing Weights (in Thousands) Fiscal Year 2014/15 - Rates & Charges Airlines

Airline	Jul	Aug	Sep	Oct	Nov	Dec	Jan	Feb	Mar	Apr	May	Jun	Total
Aerovias de Mexico dba Aeromexico	1,319	1,319	43										2,681
Air Canada	4,245	4,216	4,088	6,260	7,920	12,519							39,248
Alaska Airlines	25,230	26,226	27,329	31,062	33,997	30,916							174,760
American Airlines	65,143	65,352	63,213	70,696	77,744	85,876							428,024
British Airways	19,489	19,489	18,860	19,489	18,231	18,860							114,418
Delta Air Lines	108,225	107,197	95,047	110,827	105,861	120,089							647,246
Frontier Airlines	20,022	18,609	19,707	20,703	24,396	32,273							135,710
Great Lakes Aviation	1,304	1,481	1,385	1,336	1,030	1,304							7,840
Hawaiian Airlines	9,920	9,920	9,575	10,165	9,600	9,795							58,975
jetBlue Airways	8,378	8,804	8,094	8,804	7,952	8,520							50,552
Southwest Airlines	623,450	599,066	570,416	591,890	579,492	610,924							3,575,238
Spirit Airlines	8,896	8,898	8,476	8,767	17,108	18,042							70,187
United Airlines	64,221	69,811	78,199	96,200	94,844	88,633							491,908
US Airways	1,079,915	1,014,777	837,220	991,594	927,814	1,010,394							5,861,714
Volaris	2,037	1,892	1,707	1,884	1,892	2,328							11,740
WestJet	6,215	6,413	6,008	14,669	32,526	33,212							99,043
Passenger	2,048,009	1,963,470	1,749,367	1,988,008	1,944,361	2,089,166							11,782,381
ABX Air	11,990	11,814	11,522	12,512	10,652	11,512							70,002
Federal Express	60,310	60,298	57,847	67,090	60,777	106,953							413,275
IFL Group	1,160	1,044	928	1,102	870	986							6,090
Unitec Parcel Service	36,015	33,859	33,927	37,793	35,993	75,438							253,025
Cargo	109,475	107,015	104,224	118,497	108,292	104,889							742,392
Grand Total	2,157,484	2,070,485	1,853,591	2,106,505	2,052,653	2,294,055							12,524,773

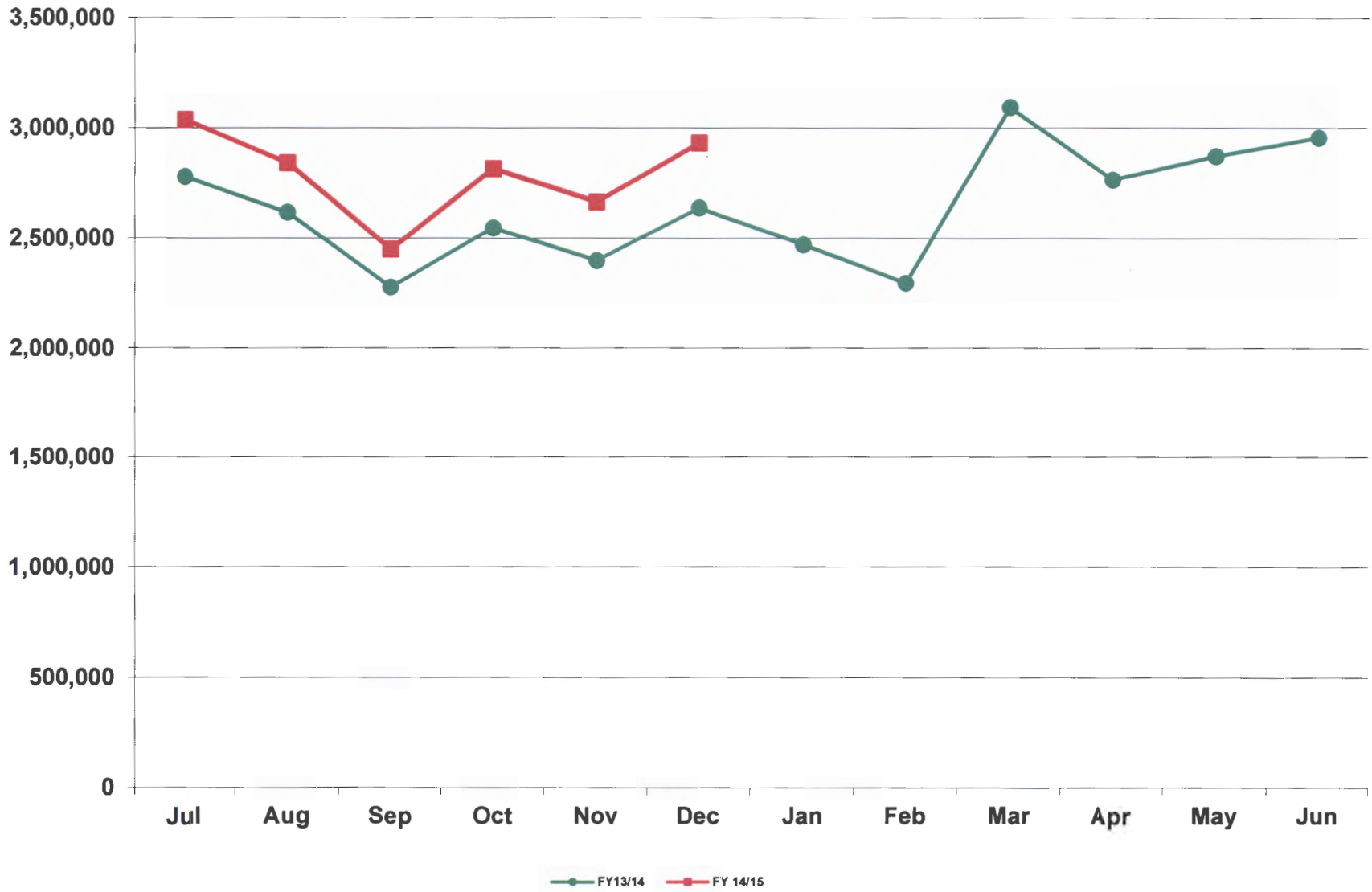
Phoenix Sky Harbor International Airport
Domestic Enplaned/Deplaned Passengers Terminal 2
December 2014



Phoenix Sky Harbor International Airport
Domestic Enplaned/Deplaned Passengers Terminal 3
December 2014



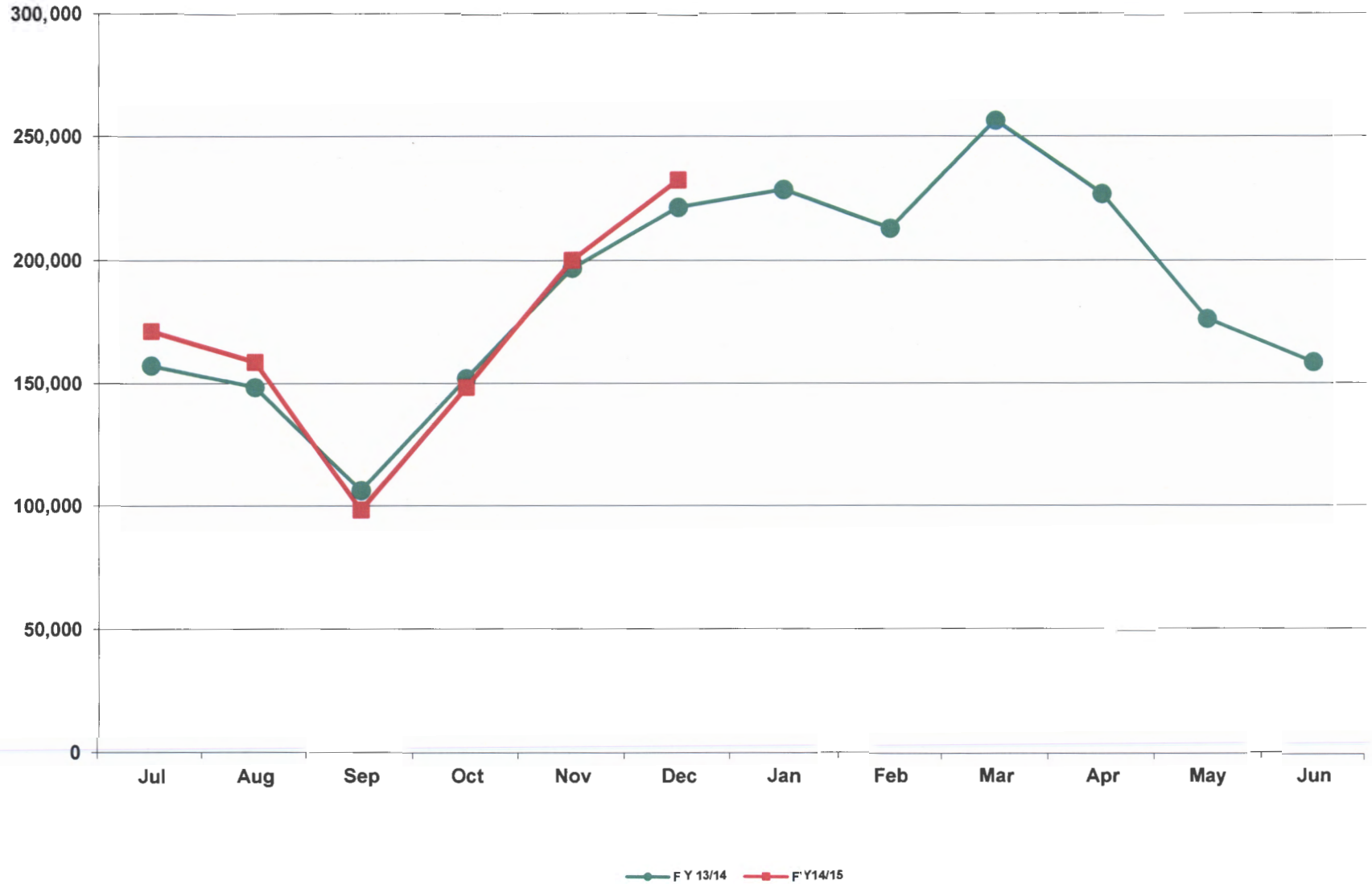
Phoenix Sky Harbor International Airport
Domestic Enplaned/Deplaned Passengers Terminal 4
December 2014



Phoenix Sky Harbor International Airport
Total Domestic Enplaned/Deplaned Passengers
December 2014



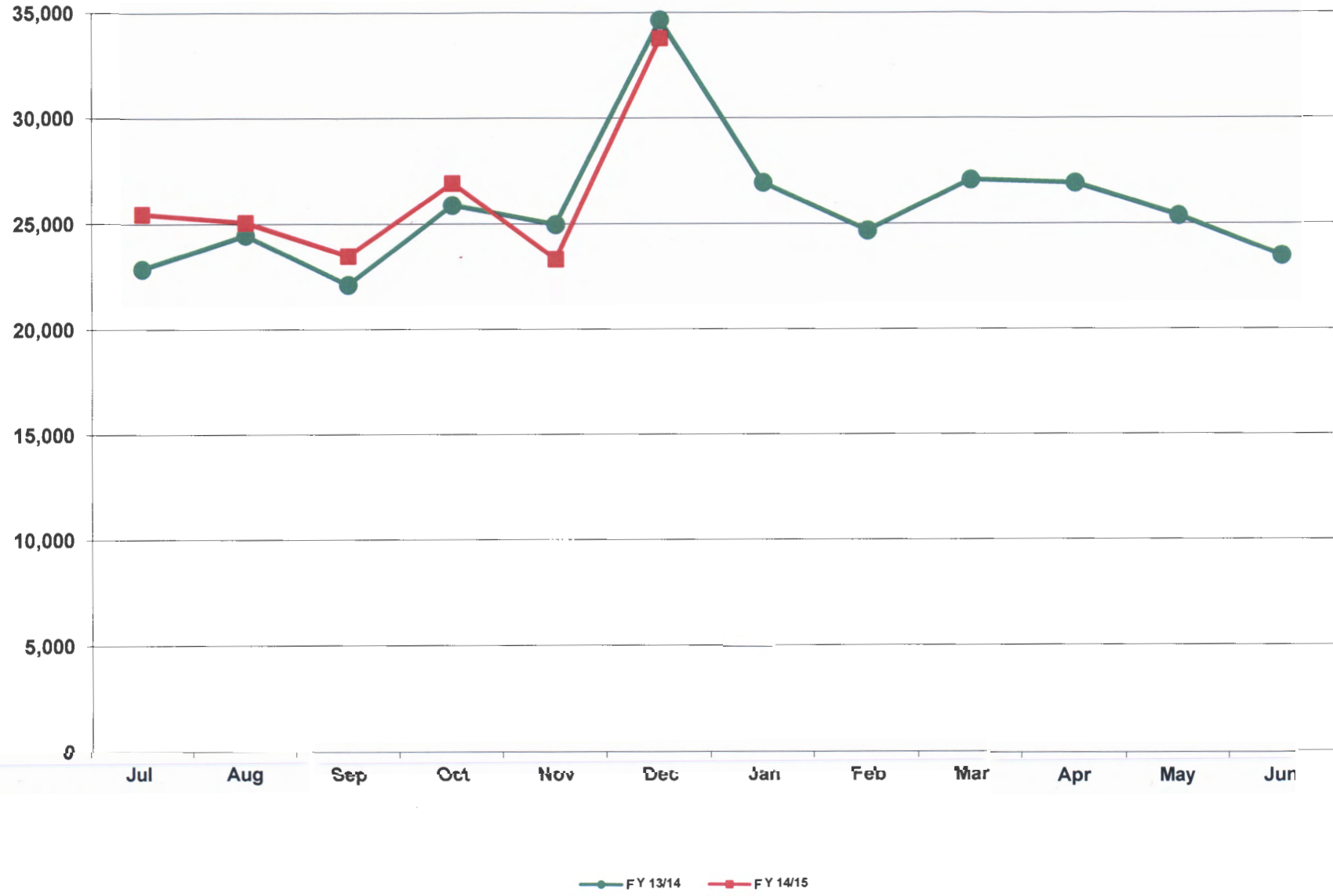
Phoenix Sky Harbor International Airport
Total International Enplaned/Deplaned Passengers
December 2014



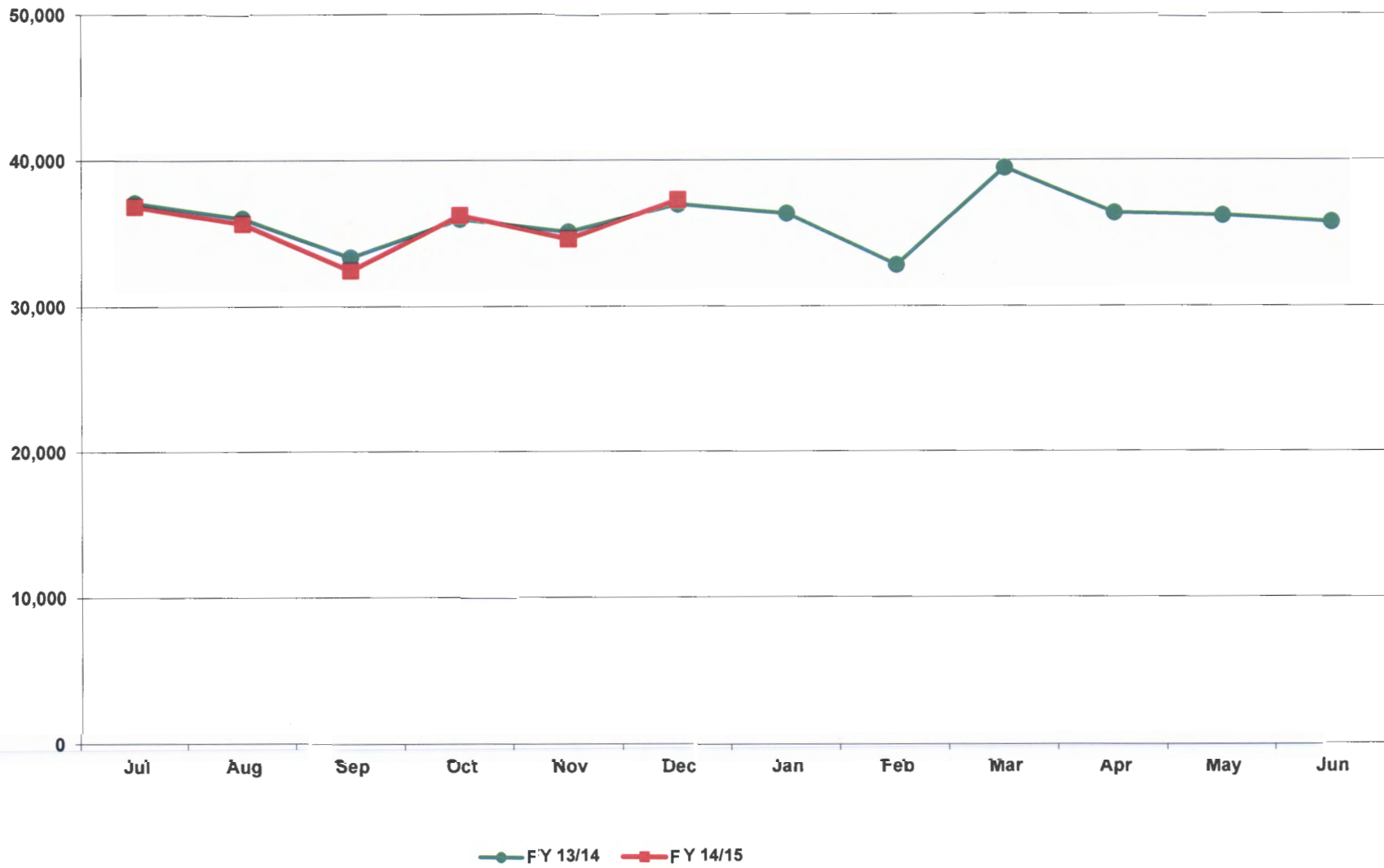
Phoenix Sky Harbor International Airport
Total Enplaned/Deplaned Passengers
December 2014



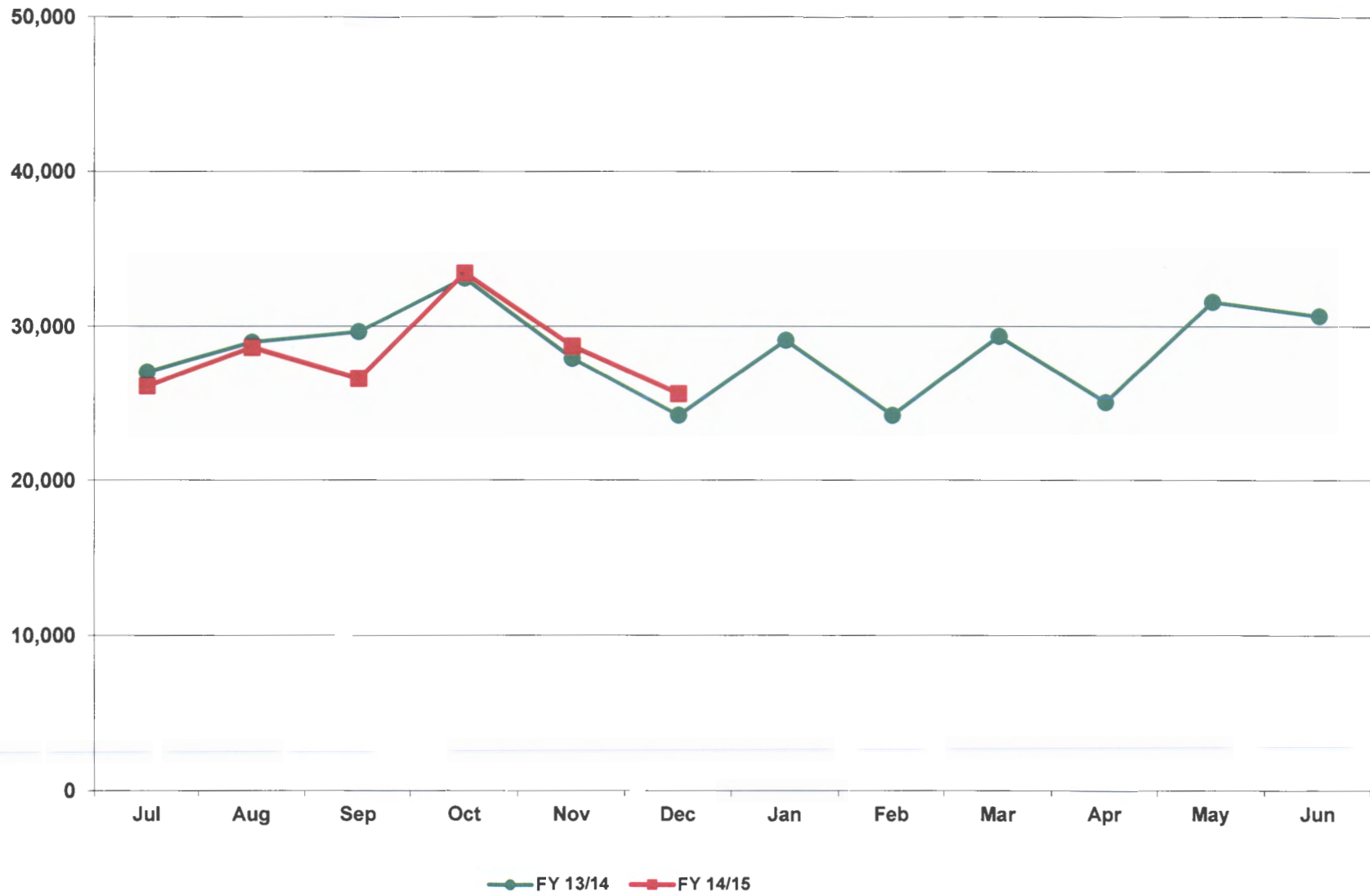
Phoenix Sky Harbor International Airport
Total Enplaned/Deplaned Cargo (Tons)
December 2014



Phoenix Sky Harbor International Airport
Aircraft Operations
December 2014



Deer Valley Airport
Aircraft Operations
December 2014



**Goodyear Airport
Aircraft Operations
December 2014**

