

**City of Phoenix Aviation Department
Sky Harbor International Airport
Financial Management Division
Monthly Statistical Reports – January 2013**

Table of Contents

Revised

Reports:

- 1 Passengers, Cargo, and Aircraft Operations
- 2 Passenger Activity Report
- 3 Passenger and Activity Worksheet January 2013
- 4 Passenger and Activity Worksheet January 2012
- 5 Enplaned Passengers by Carrier for Fiscal Year 2012/13
- 6 Deplaned Passengers by Carrier for Fiscal Year 2012/13
- 7 Total Passengers by Carrier for Fiscal Year 2012/13
- 8 Enplaned Passengers by Carrier for Calendar Year 2013
- 9 Deplaned Passengers by Carrier for Calendar Year 2013
- 10 Total Passengers by Carrier for Calendar Year 2013
- 11 Airline Landing Weights – All Airlines for Fiscal Year 2012/13
- 12 Airline Landing Weights – Rates & Charges Airlines Only for Fiscal Year 2012/13

Graphs:

- 1 Domestic Enplaned / Deplaned Passengers Terminal 2
- 2 Domestic Enplaned / Deplaned Passengers Terminal 3
- 3 Domestic Enplaned / Deplaned Passengers Terminal 4
- 4 Total Domestic Enplaned / Deplaned Passengers
- 5 Total International Enplaned / Deplaned Passengers
- 6 Total Enplaned / Deplaned Passengers
- 7 Total Enplaned / Deplaned Cargo (in Tons)
- 8 Sky Harbor International Airport Aircraft Operations
- 9 Deer Valley Airport Aircraft Operations
- 10 Goodyear Airport Aircraft Operations

PASSENGERS, CARGO, AND AIRCRAFT OPERATIONS AT PHOENIX AIRPORTS: January 2013

January	2013	2012	%Chg	Fiscal YTD 2012/13	Fiscal YTD 2011/2012	%Chg	Calendar YTD 2013	Calendar YTD 2012	%Chg
PASSENGERS									
T2	111,965	110,766	1.1%	721,349	779,276	-7.4%	111,965	110,766	1.1%
T3	194,913	190,057	2.6%	1,286,033	1,375,052	-6.5%	194,913	190,057	2.6%
T4	1,189,332	1,189,661	0.0%	8,869,269	8,804,972	0.7%	1,189,332	1,189,661	0.0%
International	112,747	111,533	1.1%	622,508	641,451	-3.0%	112,747	111,533	1.1%
Total Enplaned	1,608,957	1,602,017	0.4%	11,499,159	11,600,751	-0.9%	1,608,957	1,602,017	0.4%
T2	112,276	113,119	-0.7%	731,116	793,795	-7.9%	112,276	113,119	-0.7%
T3	203,852	194,502	4.8%	1,333,672	1,407,970	-5.3%	203,852	194,502	4.8%
T4	1,201,045	1,181,645	1.6%	9,036,158	8,919,460	1.3%	1,201,045	1,181,645	1.6%
International	114,981	111,135	3.5%	638,881	635,073	0.6%	114,981	111,135	3.5%
Total Deplaned	1,632,154	1,600,401	2.0%	11,739,827	11,756,298	-0.1%	1,632,154	1,600,401	2.0%
Total	3,241,111	3,202,418	1.2%	23,238,986	23,357,049	-0.5%	3,241,111	3,202,418	1.2%
CARGO									
Freight enplaned	11,784	10,435	12.9%	81,810	77,200	6.0%	11,784	10,435	12.9%
Freight deplaned	11,596	9,905	17.1%	78,788	75,899	3.8%	11,596	9,905	17.1%
Total Freight	23,380	20,340	14.9%	160,598	153,099	4.9%	23,380	20,340	14.9%
Mail enplaned	1,215	1,975	-38.5%	9,172	12,758	-28.1%	1,215	1,975	-38.5%
Mail deplaned	1,571	1,620	-3.0%	10,932	9,801	11.5%	1,571	1,620	-3.0%
Total Mail	2,786	3,595	-22.5%	20,104	22,559	-10.9%	2,786	3,595	-22.5%
Total (Tons)	26,166	23,935	9.3%	180,702	175,658	2.9%	26,166	23,935	9.3%
AIRCRAFT OPERATIONS									
Air Carrier/Air Taxi	34,714	36,182	-4.1%	242,150	253,637	-4.5%	34,714	36,182	-4.1%
General Aviation	2,007	1,733	15.8%	12,244	11,134	10.0%	2,007	1,733	15.8%
Military	267	229	16.6%	1,463	1,288	13.6%	267	229	16.6%
Sky Harbor International	36,988	38,144	-3.0%	255,857	266,059	-3.8%	36,988	38,144	-3.0%
Air Carrier/Air Taxi	392	411	-4.6%	2,494	2,124	17.4%	392	411	-4.6%
General Aviation	27,010	30,735	-12.1%	195,475	194,659	0.4%	27,010	30,735	-12.1%
Military	9	6	50.0%	35	253	-86.2%	9	6	50.0%
Deer Valley Airport	27,411	31,152	-12.0%	198,004	197,036	0.5%	27,411	31,152	-12.0%
Air Carrier/Air Taxi	91	58	56.9%	444	263	68.8%	91	58	56.9%
General Aviation	11,187	12,417	-9.9%	77,477	77,933	-0.6%	11,187	12,417	-9.9%
Military	255	370	-31.1%	3,484	3,171	9.9%	255	370	-31.1%
Goodyear Airport	11,533	12,845	-10.2%	81,405	81,367	0.0%	11,533	12,845	-10.2%
Total	75,932	82,141	-7.6%	535,266	544,462	-1.7%	75,932	82,141	-7.6%

Passenger Activity Report * * * Sky Harbor International Airport * * * January 2013

Airline	Enplaned Passengers			Deplaned Passengers			Total Passengers		
	2013	2012	% Chg	2013	2012	% Chg	2013	2012	% Chg
TERMINAL 2									
Alaska Airlines	28,877	27,589	4.7%	30,441	28,453	7.0%	59,318	56,042	5.8%
Continental Airlines	42,170	40,364	4.5%	41,930	42,171	-0.6%	84,100	82,535	1.9%
Great Lakes Aviation	394	441	-10.7%	459	599	-23.4%	853	1,040	-18.0%
United Airlines	40,524	42,372	-4.4%	39,446	41,896	-5.8%	79,970	84,268	-5.1%
Total	111,965	110,766	1.1%	112,276	113,119	-0.7%	224,241	223,885	0.2%
TERMINAL 3									
American Airlines	64,504	58,452	14.3%	66,755	57,765	15.6%	131,259	114,217	14.9%
Delta Air Lines	94,082	96,191	-2.2%	98,562	95,936	2.7%	192,644	192,127	0.3%
Frontier Airlines	19,448	18,014	8.0%	20,383	20,698	-1.5%	39,831	38,712	2.9%
Hawaiian Airlines	7,249	7,090	2.2%	7,470	7,217	3.5%	14,719	14,307	2.9%
jetBlue Airways	6,846	9,494	-27.9%	7,093	9,548	-25.7%	13,939	19,042	-26.8%
MN Airlines dba Sun Country	2,784	2,816	-1.1%	3,589	3,338	7.5%	6,373	6,154	3.6%
Total	194,913	190,057	2.6%	203,852	194,502	4.8%	398,765	384,559	3.7%
TERMINAL 4									
Aerovias de Mexico dba Aeromexico	1,095	1,295	-15.4%	1,191	1,325	-10.1%	2,286	2,620	-12.7%
Air Canada	8,608	8,959	-3.9%	9,000	9,563	-5.9%	17,608	18,522	-4.9%
AirTran Airways	530	7,617	-93.0%	504	8,002	-93.7%	1,034	15,619	-93.4%
British Airways	6,981	6,971	0.1%	7,676	6,156	24.7%	14,657	13,127	11.7%
Southwest Airlines	477,007	473,382	0.8%	482,367	471,498	2.3%	959,374	944,880	1.5%
US Airways	786,034	782,152	0.5%	792,160	774,514	2.3%	1,578,194	1,556,666	1.4%
WestJet	21,824	20,818	4.8%	23,128	21,722	6.5%	44,952	42,540	5.7%
Total	1,302,079	1,301,194	0.1%	1,316,026	1,292,780	1.8%	2,618,105	2,593,974	0.9%
GRAND TOTAL	1,608,957	1,602,017	0.4%	1,632,154	1,600,401	2.0%	3,241,111	3,202,418	1.2%

Sky Harbor International Airport - Passenger and Activity Worksheet January 2013

Airline	Enplaned Passengers				Deplaned Passengers			Freight		Mail		Landed Weight	Landings					
	Domestic	Connect	Internat'l	Total	Domestic	Internat'l	Total	Enplaned	Deplaned	Enplaned	Deplaned							
TERMINAL 2																		
Alaska Airlines	28,877			28,877	30,441		30,441	14,706	38,609			29,222,000	213					
Continental Airlines	42,170			42,170	41,930		41,930	34,025	35,286	98,290	146,474	43,572,400	289					
Great Lakes Aviation	394			394	459		459	178	277			2,012,500	125					
United Airlines	40,524			40,524	39,446		39,446	28,073	35,249	62,462	101,981	46,374,600	424					
Subtotal Terminal 2	111,965			111,965	112,276		112,276	76,982	109,421	160,752	248,455	121,181,500	1,051					
TERMINAL 3																		
American Airlines	64,504			64,504	66,755		66,755	3,026	28,485		30	70,471,000	634					
Delta Air Lines	94,082			94,082	98,562		98,562	17,680	122,728	282,711	366,239	113,497,900	741					
Frontier Airlines	19,448			19,448	20,383		20,383	3,172	26,545			21,818,844	168					
Hawaiian Airlines	7,249			7,249	7,470		7,470	126,065	69,582			9,720,000	31					
JetBlue Airways	6,846			6,846	7,093		7,093					7,810,000	55					
MN Airlines dba Sun Country	2,784			2,784	3,589		3,589				94,353	4,217,200	29					
Subtotal Terminal 3	194,913			194,913	203,852		203,852	149,943	247,340	282,711	460,622	227,534,944	1,658					
TERMINAL 4																		
Aerovias de Mexico dba Aeromexico			1,095	1,095		1,191	1,191					1,381,568	32					
Air Canada			8,608	8,608		9,000	9,000	1,966	489	3,427	569	10,211,300	82					
AirTran Airways	530			530	504		504					512,000	4					
British Airways			6,981	6,981		7,676	7,676	290,664	349,182			17,602,816	28					
Southwest Airlines	339,772	137,235		477,007	482,367		482,367	1,481,373	1,639,106			607,958,000	4,808					
US Airways	379,136	332,659	74,239	786,034	718,174	73,986	792,160	1,794,205	1,614,243	1,959,195	2,296,231	959,852,900	8,017					
WestJet			21,824	21,824		23,128	23,128					26,439,300	192					
Subtotal Terminal 4	719,438	469,894	112,747	1,302,079	1,201,045	114,981	1,316,026	3,568,208	3,603,020	1,962,622	2,296,800	1,623,937,884	13,163					
Total Passenger Airlines	1,026,316	469,894	112,747	1,608,957	1,517,173	114,981	1,632,154	3,795,133	3,959,781	2,406,085	3,005,877	1,972,654,328	15,872					
AIR CARGO (SOUTH)																		
Federal Express								12,257,479	11,189,189			56,523,200	141					
United Parcel Service								5,433,833	5,843,543	24,605	135,430	34,813,920	114					
Subtotal Air Cargo (South)								17,691,312	17,032,732	24,605	135,430	91,337,120	255					
AIR CARGO (WEST)																		
ABX Air								1,342,011	1,440,957			11,446,000	42					
Aimet Systems								14,805	18,136			430,900	36					
Ameriflight								431,808	401,020			4,076,580	307					
Empire Airlines								162,281	103,412			960,500	113					
IFL Group								131,406	235,629			1,218,000	21					
Subtotal Air Cargo (West)								2,082,311	2,199,154			18,131,980	519					
Total Cargo Airlines								19,773,623	19,231,886	24,605	135,430	109,469,100	774					
Grand Total	1,026,316	469,894	112,747	1,608,957	1,517,173	114,981	1,632,154	23,568,756	23,191,667	2,430,690	3,141,307	2,082,123,428	16,646					
Total All Passengers:	3,241,111							Total Air Cargo in Tons:		11,784	+	11,596	+	1,215	+	1,571	=	26,166

Sky Harbor International Airport - Passenger and Activity Worksheet January 2012

Airline	Enplaned Passengers				Deplaned Passengers			Freight		Mail		Landed Weight	Landings
	Domestic	Connect	Internat'l	Total	Domestic	Internat'l	Total	Enplaned	Deplaned	Enplaned	Deplaned		
TERMINAL 2													
Alaska Airlines	27,589			27,589	28,453		28,453	9,952	48,000			30,298,400	228
Continental Airlines	40,364			40,364	42,171		42,171	67,142	41,742	103,757	246,844	45,889,250	325
Great Lakes Aviation	441			441	599		599	209	228			2,737,000	170
United Airlines	42,372			42,372	41,896		41,896	6,208	20,714	103,083	241,272	56,450,796	440
Subtotal Terminal 2	110,766			110,766	113,119		113,119	83,511	110,684	206,840	488,116	135,175,446	1,163
TERMINAL 3													
American Airlines	56,452			56,452	57,765		57,765	6,103	81,596			62,663,760	550
Delta Air Lines	96,191			96,191	95,936		95,936	26,571	127,874	124,944	238,223	115,637,400	777
Frontier Airlines	18,014			18,014	20,698		20,698	4,104	31,823			20,755,100	157
Hawaiian Airlines	7,090			7,090	7,217		7,217	106,275	34,835			10,040,000	32
jetBlue Airways	9,494			9,494	9,548		9,548					11,218,000	79
MN Airlines dba Sun Country	2,816			2,816	3,338		3,338			21,649	66,317	4,374,800	31
Subtotal Terminal 3	190,057			190,057	194,502		194,502	143,053	276,128	146,593	304,540	224,689,060	1,626
TERMINAL 4													
Aerovias de Mexico dba Aeromexico			1,295	1,295		1,325	1,325					1,319,019	31
Air Canada			8,959	8,959		9,563	9,563	7,258	2,476			10,889,800	89
AirTran Airways	7,617			7,617	8,002		8,002					11,904,000	93
British Airways			6,971	6,971		6,156	6,156	245,507	323,611			16,974,144	27
Southwest Airlines	349,832	123,550		473,382	471,498		471,498	1,523,116	1,372,009			608,708,000	4,901
US Airways	347,613	361,049	73,490	782,152	702,145	72,369	774,514	1,420,865	748,936	3,561,227	2,309,524	1,019,973,700	8,485
WestJet			20,818	20,818		21,722	21,722					25,505,600	190
Subtotal Terminal 4	705,062	484,599	111,533	1,301,194	1,181,645	111,135	1,292,780	3,196,746	2,447,032	3,561,227	2,309,524	1,695,274,263	13,816
Total Passenger Airlines	1,005,885	484,599	111,533	1,602,017	1,489,266	111,135	1,600,401	3,423,310	2,833,844	3,914,660	3,102,180	2,055,138,769	16,605
AIR CARGO (SOUTH)													
Federal Express								9,938,996	9,719,623			48,087,700	119
United Parcel Service								5,469,151	5,119,184	36,116	137,305	32,371,920	109
Subtotal Air Cargo (South)								15,408,147	14,838,807	36,116	137,305	80,459,620	228
AIR CARGO (WEST)													
ABX Air								1,410,826	1,680,122			10,902,000	40
Airnet Systems								24,098	32,744			448,000	37
Ameriflight								471,015	326,859			4,367,280	326
Empire Airlines								132,394	97,622			816,000	96
Subtotal Air Cargo (West)								2,038,333	2,137,347			16,533,280	499
Total Cargo Airlines								17,446,480	16,976,154	36,116	137,305	96,992,900	727
Grand Total	1,005,885	484,599	111,533	1,602,017	1,489,266	111,135	1,600,401	20,869,790	19,809,998	3,950,776	3,239,485	2,152,131,669	17,332
Total All Passengers:	3,202,418							Total Air Cargo in Tons: 10,435 + 9,905 + 1,975 + 1,620 = 23,935					

Sky Harbor International Airport - Enplaned Passengers by Carrier
Fiscal Year 2012/13

Airline	Jul	Aug	Sep	Oct	Nov	Dec	Jan	Feb	Mar	Apr	May	Jun	Total
TERMINAL 2													
Alaska Airlines	23,123	22,509	19,600	24,167	27,516	28,039	28,877						173,831
Continental Airlines	46,177	44,858	38,365	52,211	47,664	39,142	42,170						310,587
Great Lakes Aviation	953	995	916	588	429	467	394						4,742
United Airlines	28,896	30,522	29,026	32,339	33,462	37,420	40,524						232,189
Total	99,149	98,884	87,907	109,305	109,071	105,068	111,965						721,349
TERMINAL 3													
American Airlines	45,983	42,785	48,500	54,203	56,422	63,376	64,504						375,773
Delta Air Lines	105,341	100,537	84,651	100,401	96,324	91,823	94,082						673,159
Frontier Airlines	16,336	15,933	16,342	18,651	19,656	19,486	19,448						125,852
Hawaiian Airlines	7,135	6,698	6,721	7,414	6,952	7,559	7,249						49,728
jetBlue Airways	7,895	8,216	6,508	7,379	7,508	7,475	6,846						51,827
MN Airlines dba Sun Country		63		1,611	2,349	2,887	2,784						9,694
Total	182,690	174,232	162,722	189,659	189,211	192,606	194,913						1,286,033
TERMINAL 4													
Aerovias de Mexico dba Aeromexico	1,286	979	898	1,160	1,103	1,175	1,095						7,696
Air Canada	3,472	3,453	3,408	5,341	8,334	8,287	8,608						40,903
AirTran Airways	6,063	7,393	6,302	3,953	3,699	3,588	530						31,518
British Airways	6,721	7,776	8,212	7,556	6,173	6,350	6,981						49,769
Southwest Airlines	574,693	539,737	456,575	523,098	500,589	491,821	477,007						3,563,520
US Airways	899,210	853,264	731,072	824,507	811,853	813,314	786,034						5,719,254
WestJet	3,643	3,626	3,357	6,891	19,764	20,012	21,824						79,117
Total	1,495,078	1,416,228	1,209,824	1,372,506	1,351,515	1,344,547	1,302,079						9,491,777
GRAND TOTAL	1,776,917	1,689,344	1,460,453	1,671,470	1,649,797	1,642,221	1,608,957						11,499,159

Sky Harbor International Airport - Deplaned Passengers by Carrier
Fiscal Year 2012/13

Airline	Jul	Aug	Sep	Oct	Nov	Dec	Jan	Feb	Mar	Apr	May	Jun	Total
TERMINAL 2													
Alaska Airlines	22,492	21,841	21,217	25,820	28,041	27,743	30,441						177,595
Continental Airlines	47,326	45,056	38,830	54,598	47,594	40,089	41,930						315,423
Great Lakes Aviation	993	1,117	836	608	501	473	459						4,987
United Airlines	29,062	30,673	31,172	32,717	33,051	36,990	39,446						233,111
Total	99,873	98,687	92,055	113,743	109,187	105,295	112,276						731,116
TERMINAL 3													
American Airlines	49,898	43,841	51,290	55,839	55,973	65,604	66,755						389,200
Delta Air Lines	108,490	104,012	89,156	103,788	98,037	96,167	98,562						698,212
Frontier Airlines	17,117	16,284	17,380	20,161	19,828	19,706	20,383						130,859
Hawaiian Airlines	7,090	7,332	6,864	7,450	7,054	7,202	7,470						50,462
jetBlue Airways	8,229	8,349	6,948	7,642	7,736	7,599	7,093						53,596
MN Airlines dba Sun Country		69		2,103	2,691	2,891	3,589						11,343
Total	190,824	179,887	171,638	196,983	191,319	199,169	203,852						1,333,672
TERMINAL 4													
Aerovias de Mexico dba Aeromexico	1,393	1,033	894	1,004	1,030	1,009	1,191						7,554
Air Canada	3,301	3,425	3,087	5,336	8,676	8,942	9,000						41,767
AirTran Airways	6,816	7,758	6,590	4,021	3,800	3,627	504						33,116
British Airways	9,024	8,314	8,517	8,514	6,663	7,262	7,676						55,970
Southwest Airlines	580,963	537,224	463,352	530,628	494,704	491,794	482,367						3,581,032
US Airways	903,033	867,697	742,566	834,659	816,868	912,649	792,160						5,869,632
WestJet	3,802	3,854	3,701	8,382	21,397	21,704	23,128						85,968
Total	1,508,332	1,429,305	1,228,707	1,392,544	1,353,138	1,446,987	1,316,026						9,675,039
GRAND TOTAL	1,799,029	1,707,879	1,492,400	1,703,270	1,653,644	1,751,451	1,632,154						11,739,827

Sky Harbor International Airport - Total Passengers by Carrier
Fiscal Year 2012/13

Airline	Jul	Aug	Sep	Oct	Nov	Dec	Jan	Feb	Mar	Apr	May	Jun	Total
TERMINAL 2													
Alaska Airlines	45,615	44,350	40,817	49,987	55,557	55,782	59,318						351,426
Continental Airlines	93,503	89,914	77,195	106,809	95,258	79,231	84,100						626,010
Great Lakes Aviation	1,946	2,112	1,752	1,198	930	940	853						9,729
United Airlines	57,958	61,195	60,198	65,056	66,513	74,410	79,970						465,300
Total	199,022	197,571	179,962	223,048	218,258	210,363	224,241						1,452,465
TERMINAL 3													
American Airlines	95,881	86,626	99,790	110,042	112,395	128,980	131,259						764,973
Delta Air Lines	213,831	204,549	173,807	204,189	194,361	187,990	192,644						1,371,371
Frontier Airlines	33,453	32,217	33,722	38,812	39,484	39,192	39,831						256,711
Hawaiian Airlines	14,225	14,030	13,585	14,864	14,006	14,761	14,719						100,190
jetBlue Airways	16,124	16,565	13,456	15,021	15,244	15,074	13,939						105,423
MN Airlines dba Sun Country		132		3,714	5,040	5,778	6,373						21,037
Total	373,514	354,119	334,360	386,642	380,530	391,775	398,765						2,619,705
TERMINAL 4													
Aerovias de Mexico dba Aeromexico	2,679	2,012	1,792	2,164	2,133	2,184	2,286						15,250
AirTran Airways	12,869	15,151	12,892	7,974	7,499	7,215	1,034						64,634
Air Canada	6,773	6,878	6,495	10,677	17,010	17,229	17,608						82,670
British Airways	15,745	16,090	16,729	16,070	12,836	13,612	14,657						105,739
Southwest Airlines	1,155,656	1,076,961	919,927	1,053,726	995,293	983,615	959,374						7,144,552
US Airways	1,802,243	1,720,961	1,473,638	1,659,166	1,628,721	1,725,963	1,578,194						11,588,886
WestJet	7,445	7,480	7,058	15,273	41,161	41,716	44,952						165,085
Total	3,003,410	2,845,533	2,438,531	2,765,050	2,704,653	2,791,534	2,618,105						19,166,816
GRAND TOTAL	3,575,946	3,397,223	2,952,853	3,374,740	3,303,441	3,393,672	3,241,111						23,238,986

Sky Harbor International Airport - Enplaned Passengers by Carrier
Calendar Year 2013

Airline	Jan	Feb	Mar	Apr	May	Jun	Jul	Aug	Sep	Oct	Nov	Dec	Total
TERMINAL 2													
Alaska Airlines	28,877												28,877
Continental Airlines	42,170												42,170
Great Lakes Aviation	394												394
United Airlines	40,524												40,524
Total	111,965												111,965
TERMINAL 3													
American Airlines	64,504												64,504
Delta Air Lines	94,082												94,082
Frontier Airlines	19,448												19,448
Hawaiian Airlines	7,249												7,249
jetBlue Airways	6,846												6,846
MN Airlines dba Sun Country	2,784												2,784
Total	194,913												194,913
TERMINAL 4													
Aerovias de Mexico dba Aeromexico	1,095												1,095
Air Canada	8,608												8,608
AirTran Airways	530												530
British Airways	6,981												6,981
Southwest Airlines	477,007												477,007
US Airways	786,034												786,034
WestJet	21,824												21,824
Total	1,302,079												1,302,079
GRAND TOTAL	1,608,957												1,608,957

Sky Harbor International Airport - Deplaned Passengers by Carrier
Calendar Year 2013

Airline	Jan	Feb	Mar	Apr	May	Jun	Jul	Aug	Sep	Oct	Nov	Dec	Total
TERMINAL 2													
Alaska Airlines	30,441												30,441
Continental Airlines	41,930												41,930
Great Lakes Aviation	459												459
United Airlines	39,446												39,446
Total	112,276												112,276
TERMINAL 3													
American Airlines	66,755												66,755
Delta Air Lines	98,562												98,562
Frontier Airlines	20,383												20,383
Hawaiian Airlines	7,470												7,470
jetBlue Airways	7,093												7,093
MN Airlines dba Sun Country	3,589												3,589
Total	203,852												203,852
TERMINAL 4													
Aerovias de Mexico dba Aeromexico	1,191												1,191
Air Canada	9,000												9,000
AirTran Airways	504												504
British Airways	7,676												7,676
Southwest Airlines	482,367												482,367
US Airways	792,160												792,160
WestJet	23,128												23,128
Total	1,316,026												1,316,026
GRAND TOTAL	1,632,154												1,632,154

Sky Harbor International Airport - Total Passengers by Carrier
Calendar Year 2013

Airline	Jan	Feb	Mar	Apr	May	Jun	Jul	Aug	Sep	Oct	Nov	Dec	Total
TERMINAL 2													
Alaska Airlines	59,318												59,318
Continental Airlines	84,100												84,100
Great Lakes Aviation	853												853
United Airlines	79,970												79,970
Total	224,241												224,241
TERMINAL 3													
American Airlines	131,259												131,259
Delta Air Lines	192,644												192,644
Frontier Airlines	39,831												39,831
Hawaiian Airlines	14,719												14,719
jetBlue Airways	13,939												13,939
MN Airlines dba Sun Country	6,373												6,373
Total	398,765												398,765
TERMINAL 4													
Aerovias de Mexico dba Aeromexico	2,286												2,286
Air Canada	17,608												17,608
AirTran Airways	1,034												1,034
British Airways	14,657												14,657
Southwest Airlines	959,374												959,374
US Airways	1,578,194												1,578,194
WestJet	44,952												44,952
Total	2,618,105												2,618,105
GRAND TOTAL	3,241,111												3,241,111

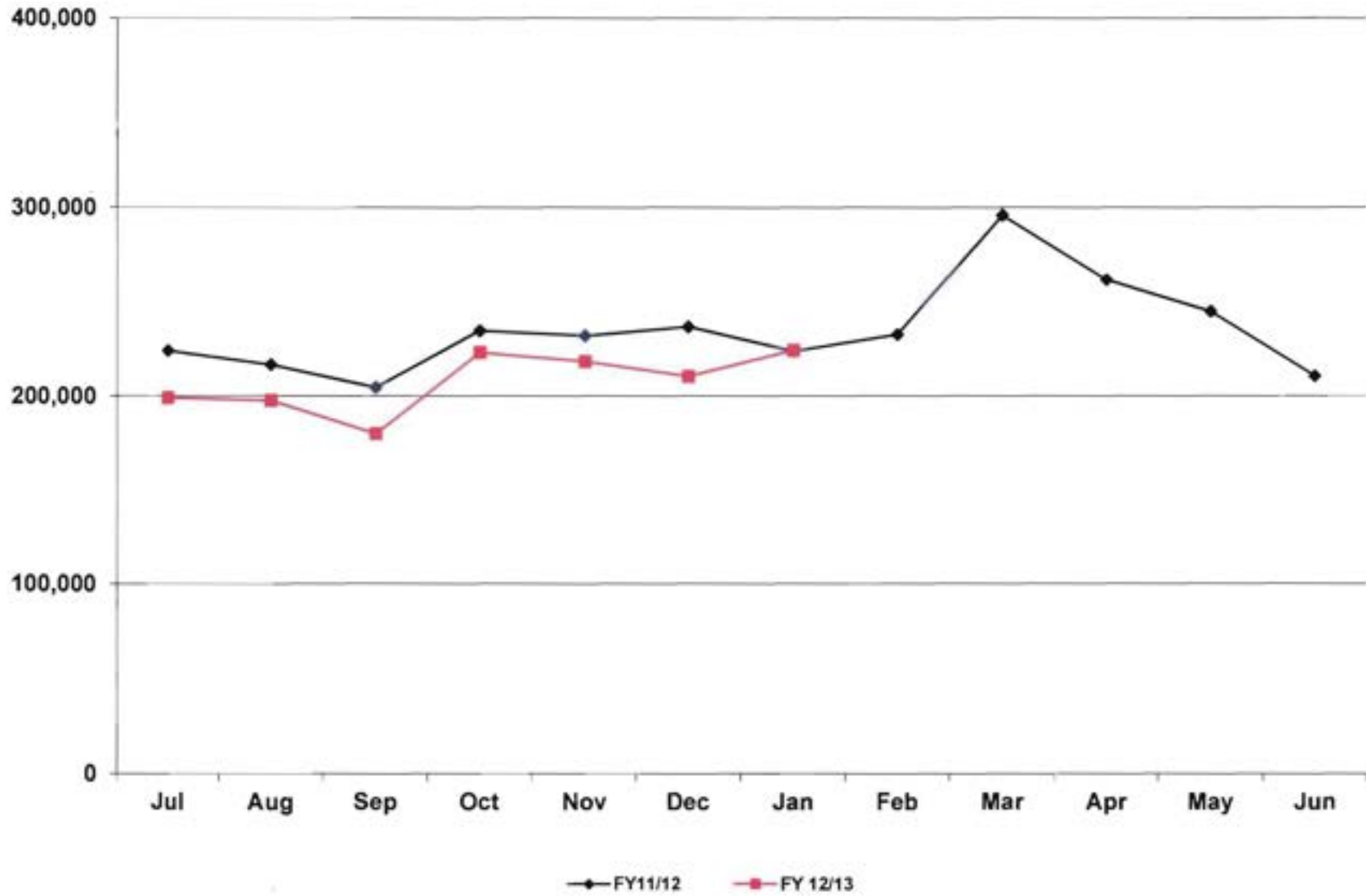
Sky Harbor International Airport
Landing Weights (in Thousands) Fiscal Year 2012/13 - All Airlines

Airline	Jul	Aug	Sep	Oct	Nov	Dec	Jan	Feb	Mar	Apr	May	Jun	Total
Aerovias de Mexico dba Aeromexico	1,319	1,234	1,276	1,319	1,276	1,319	1,362						9,105
Air Canada	4,054	4,232	4,050	5,868	10,332	11,173	10,211						49,920
AirTran Airways	7,424	10,240	11,136	3,968	3,840	3,840	512						40,960
Alaska Airlines	24,011	23,164	20,537	24,235	26,876	26,142	29,222						174,187
American Airlines	47,336	44,578	51,476	52,089	56,231	71,417	70,471						393,598
British Airways	16,974	16,345	16,345	16,345	13,202	15,717	17,603						112,531
Continental Airlines	50,759	47,836	43,702	53,557	48,279	42,719	43,572						330,424
Delta Air Lines	115,120	114,861	102,088	110,144	107,539	108,488	113,498						771,738
Frontier Airlines	17,660	18,491	19,127	20,709	20,992	21,477	21,819						140,275
Great Lakes Aviation	2,914	3,123	2,496	2,479	1,610	1,964	2,013						16,599
Hawaiian Airlines	9,920	9,920	9,600	9,845	9,450	9,545	9,720						68,000
jetBlue Airways	8,662	8,804	8,236	7,952	8,378	8,804	7,810						58,646
Southwest Airlines	672,708	647,468	587,962	629,630	579,066	593,788	607,958						4,318,580
United Airlines	33,802	37,606	40,094	38,756	36,840	43,247	46,375						276,720
US Airways	1,058,649	993,512	892,288	956,368	952,935	988,602	959,853						6,802,207
WestJet	4,005	4,005	4,022	8,731	24,484	26,162	26,439						97,848
Passenger	2,075,317	1,985,565	1,814,435	1,944,584	1,904,666	1,977,858	1,972,655						13,675,080
ABX Air	1,195	1,121		12,327	11,424	10,336	11,446						47,849
Airnet Systems	441	477	455	577	446	429	431						3,256
Ameriflight	4,227	4,724	4,177	4,529	4,106	3,833	4,077						29,673
Atlas Air	10,336	11,424	10,608										32,368
Empire Airlines	731	833	731	850	910	893	961						5,909
Federal Express	46,170	50,986	44,268	51,857	55,458	89,309	56,523						394,571
IFL Group	1,218	1,334	1,130	1,392	1,508	1,160	1,218						8,960
United Parcel Service	32,490	37,309	32,712	35,570	44,945	69,964	34,814						287,804
Cargo	96,808	108,208	94,081	107,102	118,797	175,924	109,470						810,390
Grand Total	2,172,125	2,093,773	1,908,516	2,051,686	2,023,463	2,153,782	2,082,125						14,485,470

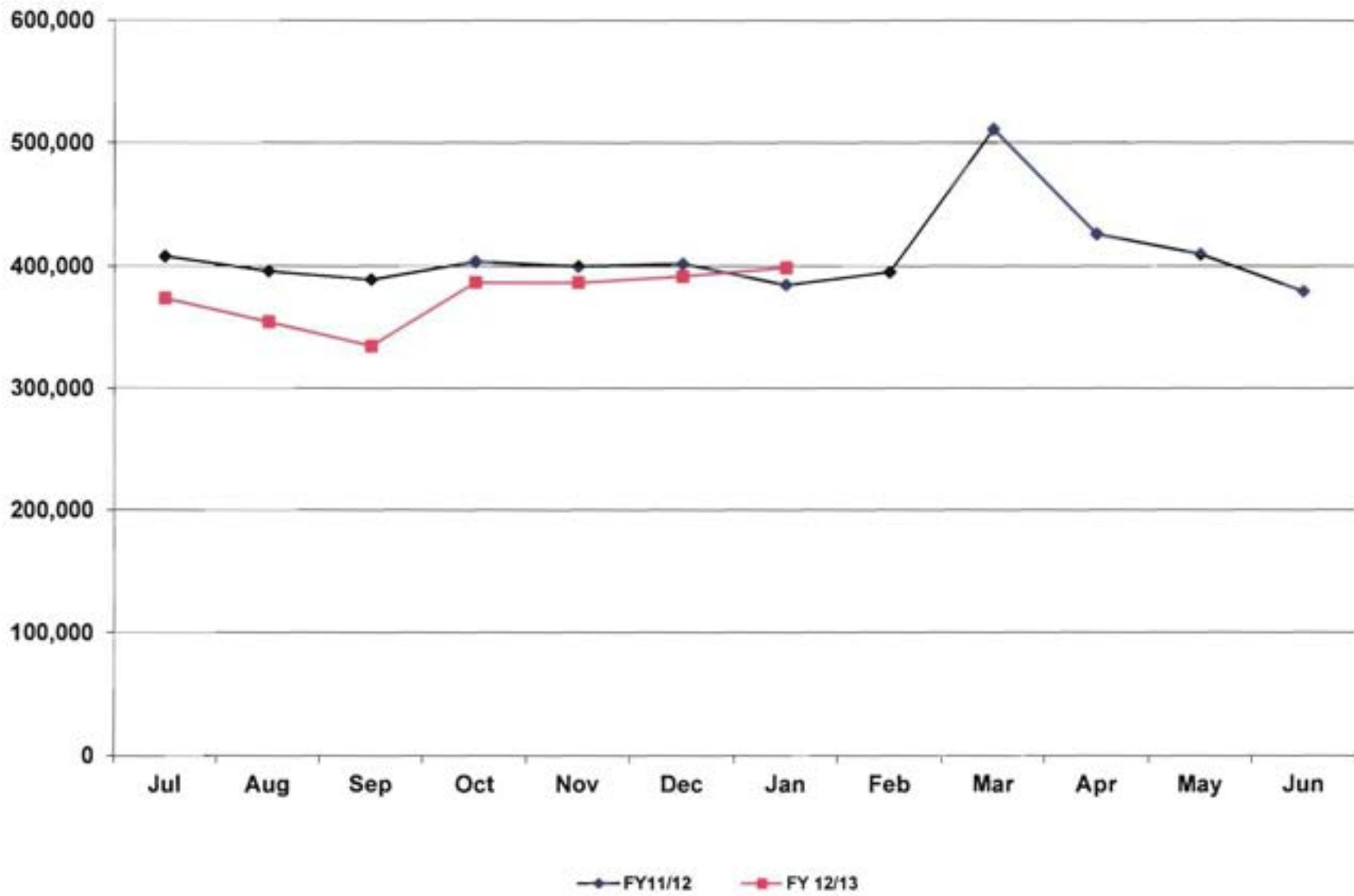
Sky Harbor International Airport
Landing Weights (in Thousands) Fiscal Year 2012/13 - Rates & Charges Airlines

Airline	Jul	Aug	Sep	Oct	Nov	Dec	Jan	Feb	Mar	Apr	May	Jun	Total
Aerovias de Mexico dba Aeromexico	1,319	1,234	1,276	1,319	1,276	1,319	1,362						9,105
Air Canada	4,054	4,232	4,050	5,868	10,332	11,173	10,211						49,920
AirTran Airways	7,424	10,240	11,136	3,968	3,840	3,840	512						40,960
Alaska Airlines	24,011	23,164	20,537	24,235	26,876	26,142	29,222						174,187
American Airlines	47,336	44,578	51,476	52,089	56,231	71,417	70,471						393,598
British Airways	16,974	16,345	16,345	16,345	13,202	15,717	17,603						112,531
Continental Airlines	50,759	47,836	43,702	53,557	48,279	42,719	43,572						330,424
Delta Air Lines	115,120	114,861	102,088	110,144	107,539	108,488	113,498						771,738
Frontier Airlines	17,660	18,491	19,127	20,709	20,992	21,477	21,819						140,275
Great Lakes Aviation	2,914	3,123	2,496	2,479	1,610	1,964	2,013						16,599
Hawaiian Airlines	9,920	9,920	9,600	9,845	9,450	9,545	9,720						68,000
jetBlue Airways	8,662	8,804	8,236	7,952	8,378	8,804	7,810						58,646
MN Airlines dba Sun Country		146		2,589	3,336	3,454	4,217						13,742
Southwest Airlines	672,708	647,468	587,962	629,630	579,066	593,788	607,958						4,318,580
United Airlines	33,802	37,606	40,094	38,756	36,840	43,247	46,375						276,720
US Airways	1,058,649	993,512	892,288	956,368	952,935	988,602	959,853						6,802,207
WestJet	4,005	4,005	4,022	8,731	24,484	26,162	26,439						97,848
Passenger	2,075,317	1,985,565	1,814,435	1,944,584	1,904,666	1,977,858	1,972,655						13,675,080
ABX Air	1,195	1,121		12,327	11,424	10,336	11,446						47,849
Atlas Air	10,336	11,424	10,608										32,368
Federal Express	46,170	50,986	44,268	51,857	55,458	89,309	56,523						394,571
IFL Group	1,218	1,334	1,130	1,392	1,508	1,160	1,218						8,960
United Parcel Service	32,490	37,309	32,712	35,570	44,945	69,964	34,814						287,804
Cargo	91,409	102,174	88,718	101,146	113,335	170,769	104,001						771,552
Grand Total	2,166,726	2,087,739	1,903,153	2,045,730	2,018,001	2,148,627	2,076,656						14,446,632

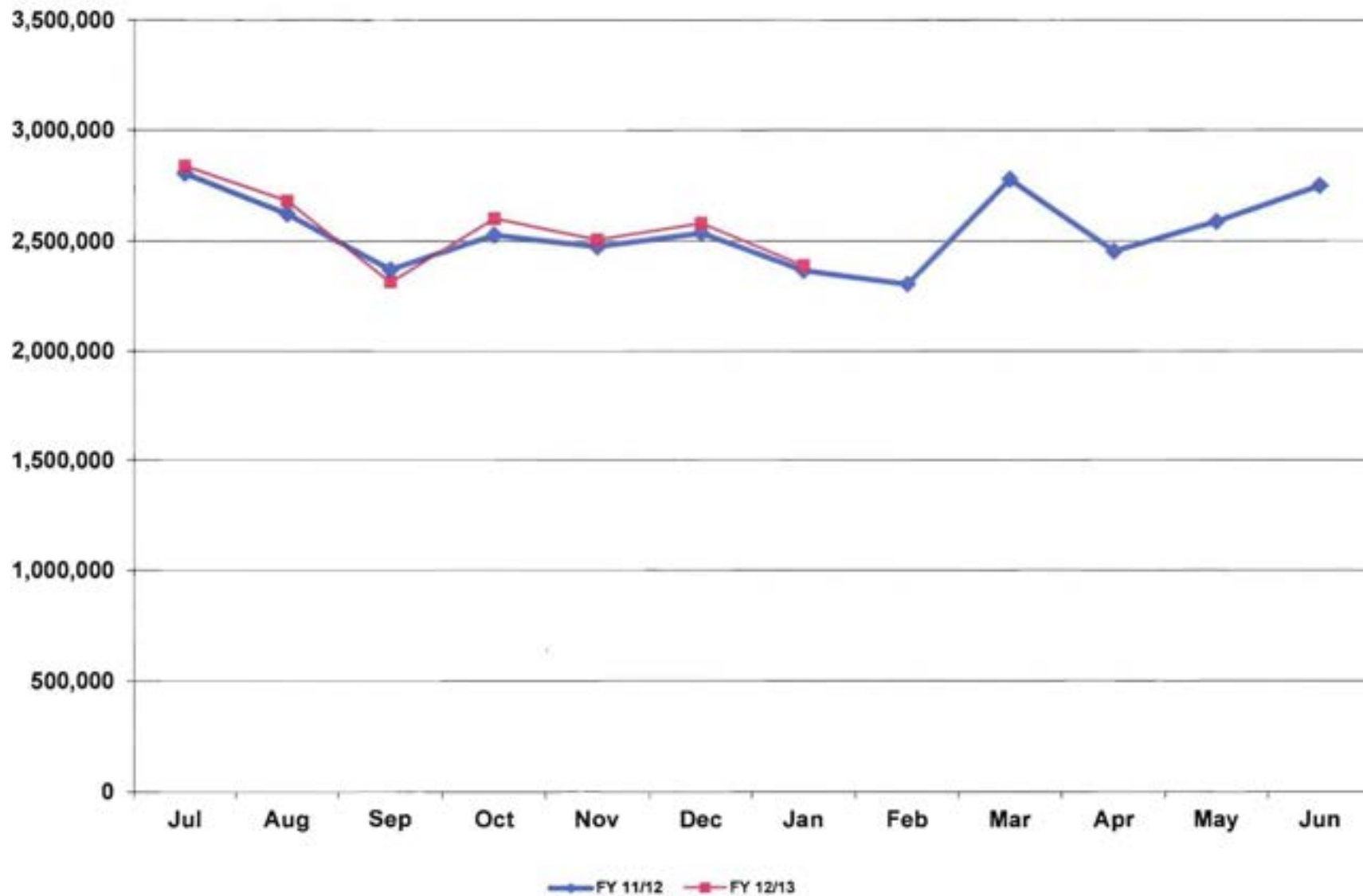
Phoenix Sky Harbor International Airport
Domestic Enplaned/Deplaned Passengers Terminal 2
January 2013



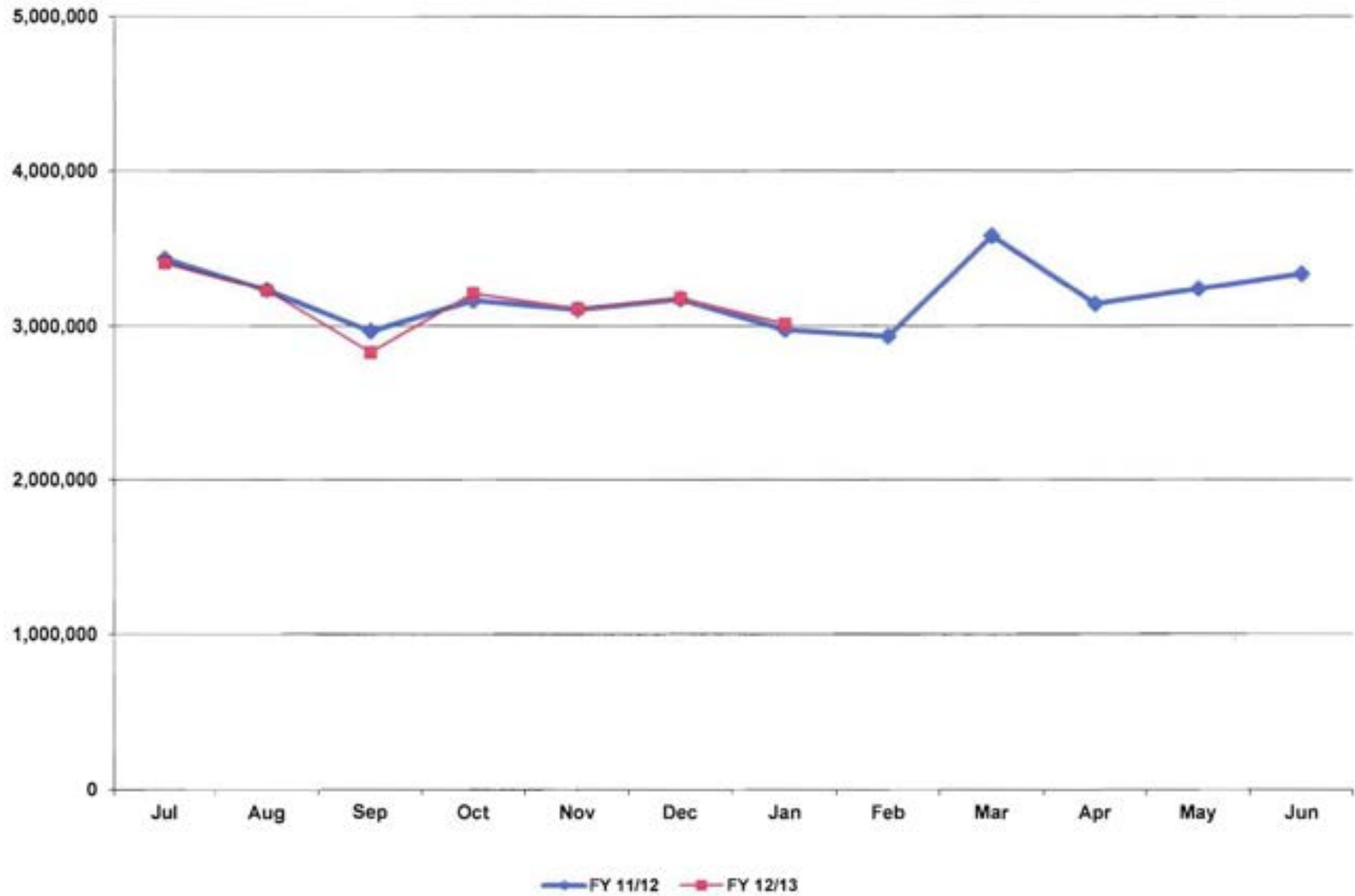
Phoenix Sky Harbor International Airport
Domestic Enplaned/Deplaned Passengers Terminal 3
January 2013



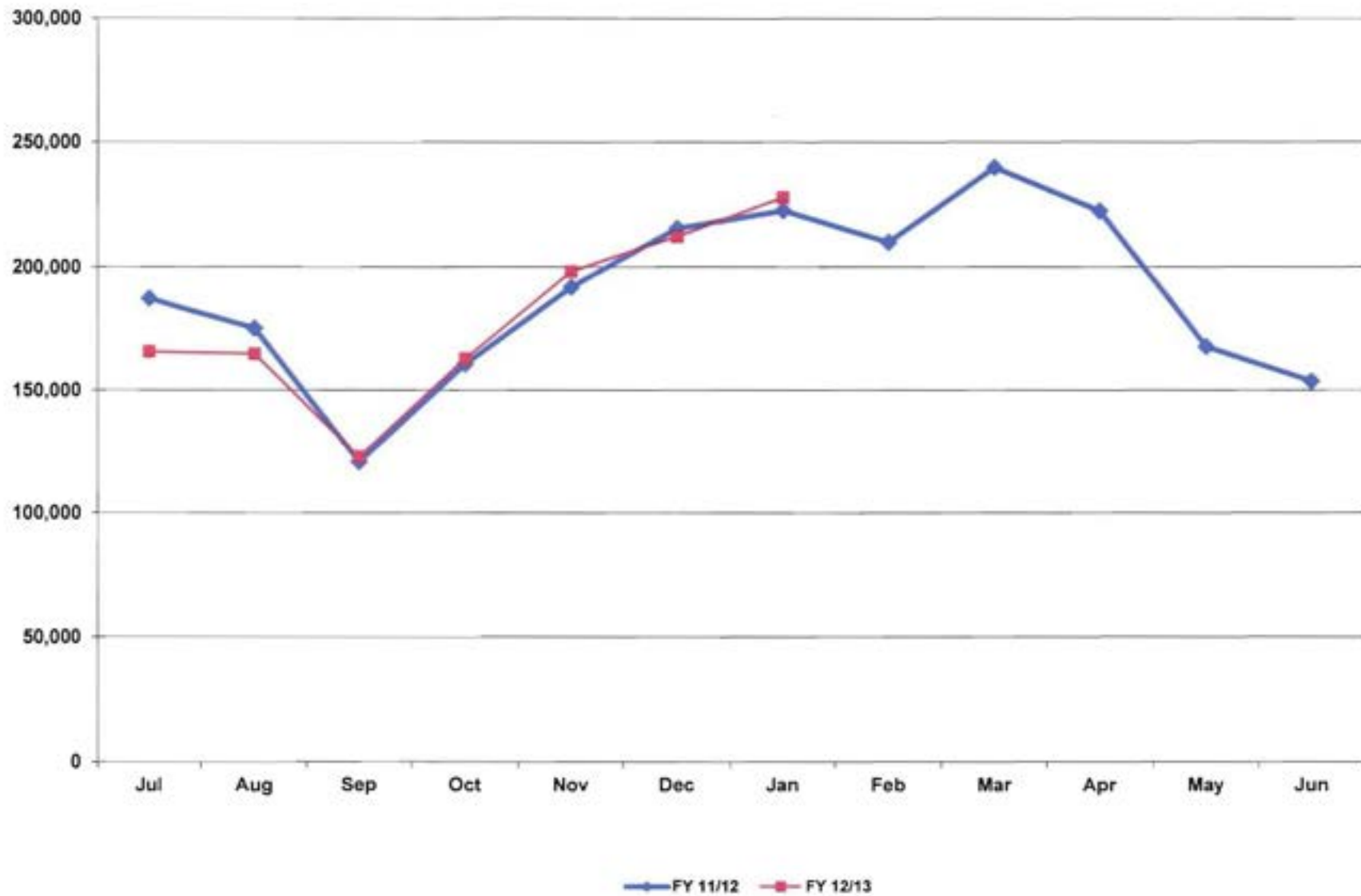
Phoenix Sky Harbor International Airport
Domestic Enplaned/Deplaned Passengers Terminal 4
January 2013



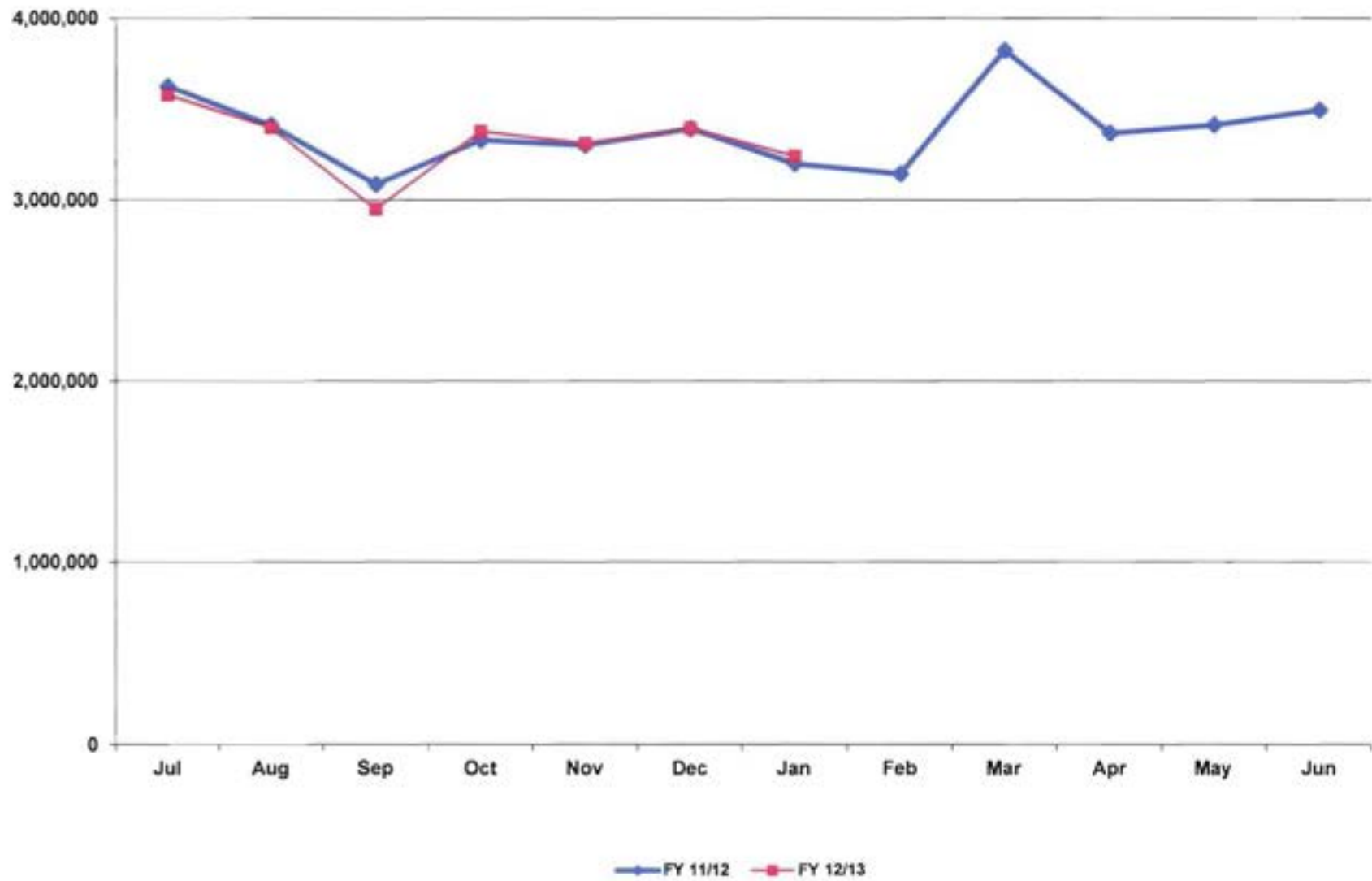
Phoenix Sky Harbor International Airport
Total Domestic Enplaned/Deplaned Passengers
January 2013



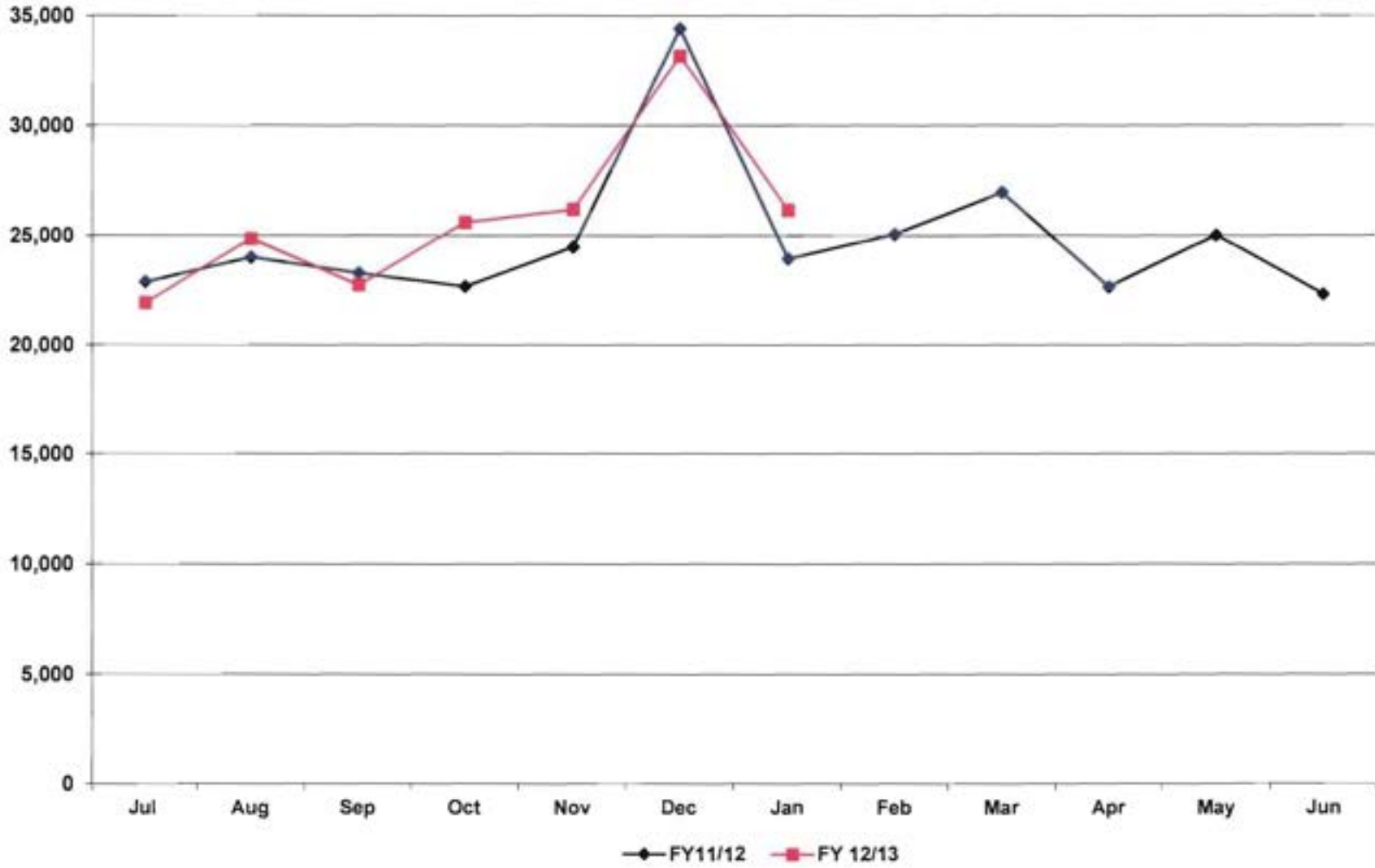
Phoenix Sky Harbor International Airport
Total International Enplaned/Deplaned Passengers
January 2013



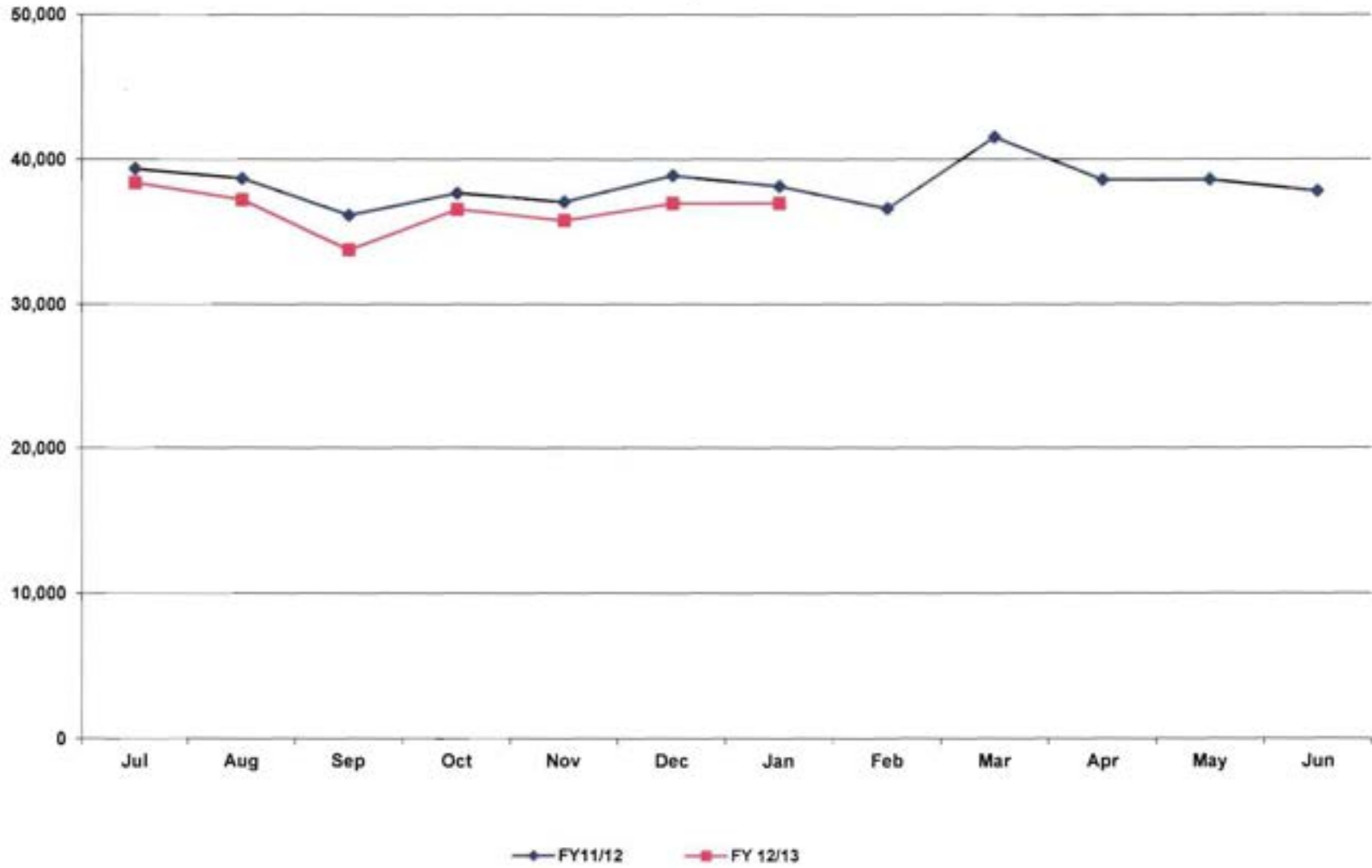
Phoenix Sky Harbor International Airport
Total Enplaned/Deplaned Passengers
January 2013



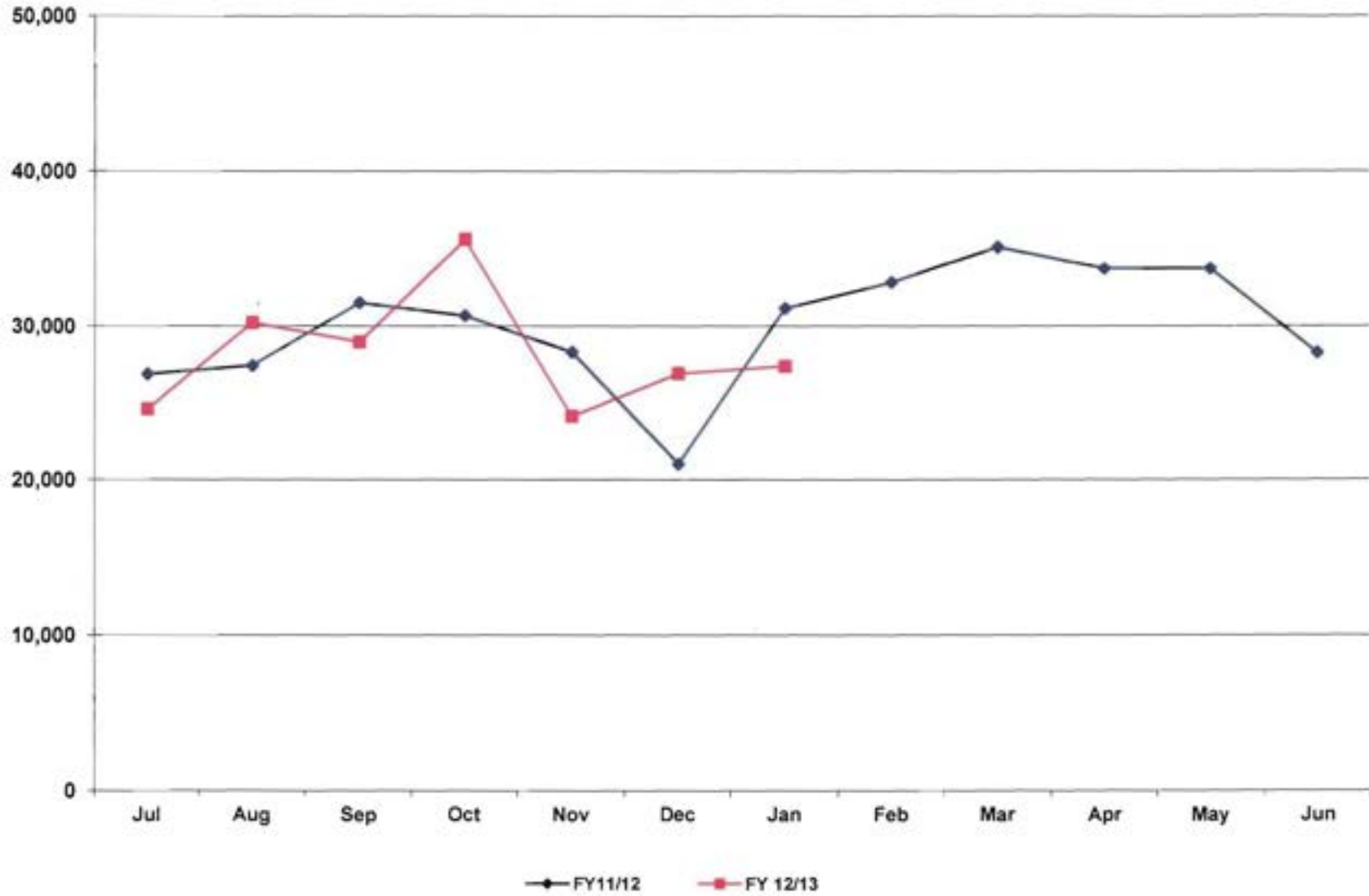
Phoenix Sky Harbor International Airport
Total Enplaned/Deplaned Cargo (Tons)
January 2013



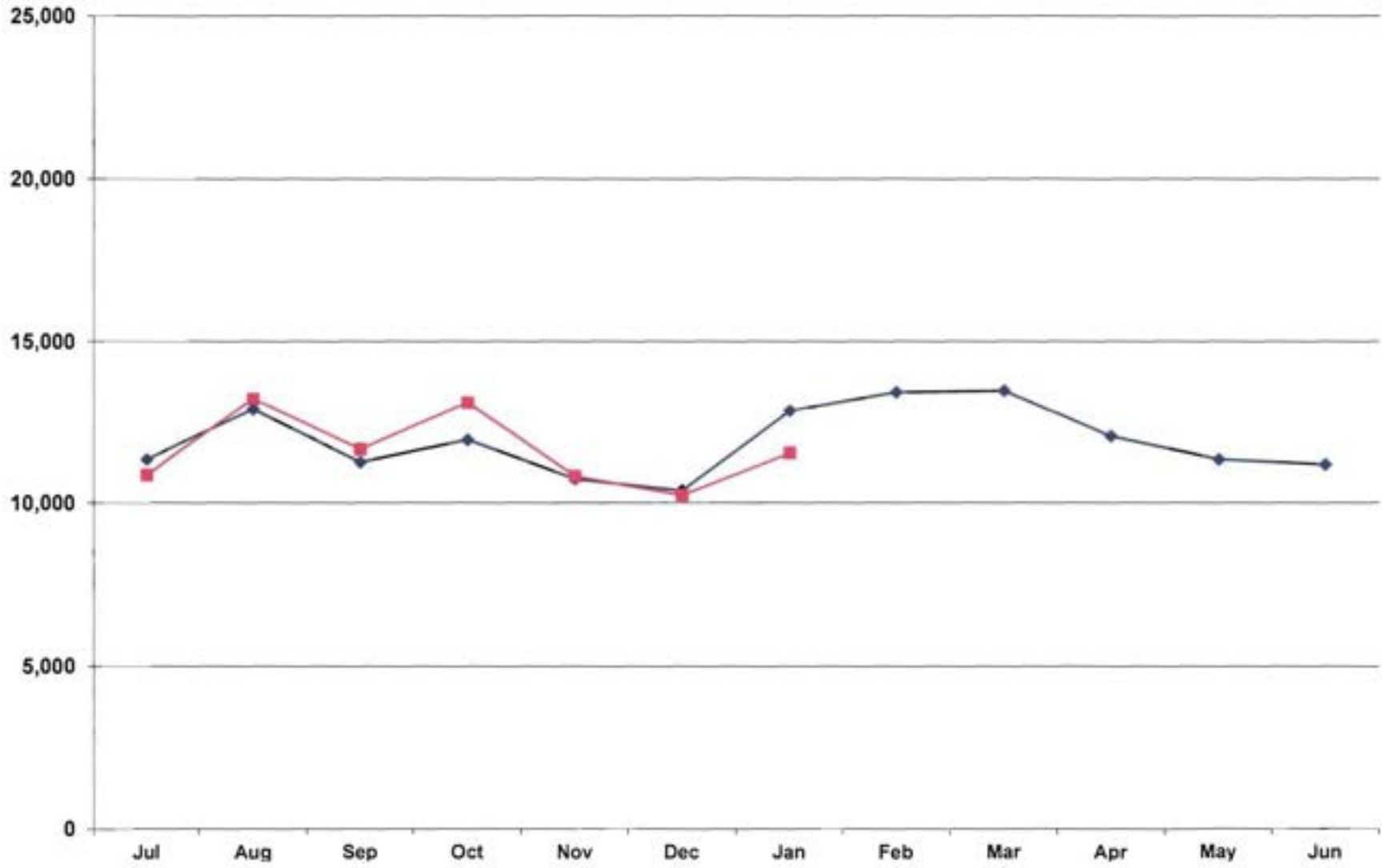
Phoenix Sky Harbor International Airport
Aircraft Operations
January 2013



Deer Valley Airport
Aircraft Operations
January 2013



Goodyear Airport
Aircraft Operations
January 2013



**City of Phoenix Aviation Department
Sky Harbor International Airport
Financial Management Division
Monthly Statistical Reports – February 2013
Table of Contents**

Reports:

- 1 Passengers, Cargo, and Aircraft Operations
- 2 Passenger Activity Report
- 3 Passenger and Activity Worksheet February 2013
- 4 Passenger and Activity Worksheet February 2012
- 5 Enplaned Passengers by Carrier for Fiscal Year 2012/13
- 6 Deplaned Passengers by Carrier for Fiscal Year 2012/13
- 7 Total Passengers by Carrier for Fiscal Year 2012/13
- 8 Enplaned Passengers by Carrier for Calendar Year 2013
- 9 Deplaned Passengers by Carrier for Calendar Year 2013
- 10 Total Passengers by Carrier for Calendar Year 2013
- 11 Airline Landing Weights – All Airlines for Fiscal Year 2012/13
- 12 Airline Landing Weights – Rates & Charges Airlines Only for Fiscal Year 2012/13

Graphs:

- 1 Domestic Enplaned / Deplaned Passengers Terminal 2
- 2 Domestic Enplaned / Deplaned Passengers Terminal 3
- 3 Domestic Enplaned / Deplaned Passengers Terminal 4
- 4 Total Domestic Enplaned / Deplaned Passengers
- 5 Total International Enplaned / Deplaned Passengers
- 6 Total Enplaned / Deplaned Passengers
- 7 Total Enplaned / Deplaned Cargo (in Tons)
- 8 Sky Harbor International Airport Aircraft Operations
- 9 Deer Valley Airport Aircraft Operations
- 10 Goodyear Airport Aircraft Operations

PASSENGERS, CARGO, AND AIRCRAFT OPERATIONS AT PHOENIX AIRPORTS: February 2013

February	2013	2012	%Chg	Fiscal YTD 2012/13	Fiscal YTD 2011/2012	%Chg	Calendar YTD 2013	Calendar YTD 2012	%Chg
PASSENGERS									
T2	107,817	114,736	-6.0%	829,166	894,012	-7.3%	219,782	225,502	-2.5%
T3	193,472	193,426	0.0%	1,479,505	1,568,478	-5.7%	388,385	383,483	1.3%
T4	1,117,998	1,148,938	-2.7%	9,990,910	9,953,910	0.4%	2,307,330	2,338,599	-1.3%
International	100,259	103,941	-3.5%	719,124	745,392	-3.5%	213,006	215,474	-1.1%
Total Enplaned	1,519,546	1,561,041	-2.7%	13,018,705	13,161,792	-1.1%	3,128,503	3,163,058	-1.1%
T2	108,735	117,958	-7.8%	839,851	911,753	-7.9%	221,011	231,077	-4.4%
T3	198,898	201,733	-1.4%	1,532,570	1,609,703	-4.8%	402,750	396,235	1.6%
T4	1,128,323	1,159,140	-2.7%	10,168,283	10,078,600	0.9%	2,329,368	2,340,785	-0.5%
International	104,496	106,151	-1.6%	739,575	741,224	-0.2%	219,477	217,286	1.0%
Total Deplaned	1,540,452	1,584,982	-2.8%	13,280,279	13,341,280	-0.5%	3,172,606	3,185,383	-0.4%
Total	3,059,998	3,146,023	-2.7%	26,298,984	26,503,072	-0.8%	6,301,109	6,348,441	-0.7%
CARGO									
Freight enplaned	10,297	10,491	-1.8%	92,108	87,691	5.0%	22,082	20,926	5.5%
Freight deplaned	10,466	10,602	-1.3%	89,254	86,501	3.2%	22,062	20,507	7.6%
Total Freight	20,763	21,093	-1.6%	181,362	174,192	4.1%	44,144	41,433	6.5%
Mail enplaned	1,481	1,815	-18.4%	10,653	14,573	-26.9%	2,697	3,790	-28.8%
Mail deplaned	1,747	2,147	-18.6%	12,679	11,948	6.1%	3,318	3,767	-11.9%
Total Mail	3,228	3,962	-18.5%	23,332	26,521	-12.0%	6,015	7,557	-20.4%
Total (Tons)	23,991	25,055	-4.2%	204,694	200,713	2.0%	50,159	48,990	2.4%
AIRCRAFT OPERATIONS									
Air Carrier/Air Taxi	31,547	34,411	-8.3%	273,697	288,048	-5.0%	66,261	70,593	-6.1%
General Aviation	1,826	1,921	-4.9%	14,070	13,055	7.8%	3,833	3,654	4.9%
Military	231	295	-21.7%	1,694	1,583	7.0%	498	524	-5.0%
Sky Harbor International	33,604	36,627	-8.3%	289,461	302,686	-4.4%	70,592	74,771	-5.6%
Air Carrier/Air Taxi	356	495	-28.1%	2,850	2,619	8.8%	748	906	-17.4%
General Aviation	29,812	32,340	-7.8%	225,287	226,999	-0.8%	56,822	63,075	-9.9%
Military	2	2	0.0%	37	255	-85.5%	11	8	37.5%
Deer Valley Airport	30,170	32,837	-8.1%	228,174	229,873	-0.7%	57,581	63,989	-10.0%
Air Carrier/Air Taxi	90	53	69.8%	534	316	69.0%	181	111	63.1%
General Aviation	10,187	12,509	-18.6%	87,664	90,442	-3.1%	21,374	24,926	-14.3%
Military	385	861	-55.3%	3,869	4,032	-4.0%	640	1,231	-48.0%
Goodyear Airport	10,662	13,423	-20.6%	92,067	94,790	-2.9%	22,195	26,268	-15.5%
Total	74,436	82,887	-10.2%	609,702	627,349	-2.8%	150,368	165,028	-8.9%

Passenger Activity Report * * * Sky Harbor International Airport * * * February 2013

Airline	Enplaned Passengers			Deplaned Passengers			Total Passengers		
	2013	2012	% Chg	2013	2012	% Chg	2013	2012	% Chg
TERMINAL 2									
Alaska Airlines	27,716	30,442	-9.0%	28,669	30,867	-7.1%	56,385	61,309	-8.0%
Continental Airlines	36,543	40,743	-10.3%	37,234	43,223	-13.9%	73,777	83,966	-12.1%
Great Lakes Aviation	396	424	-6.6%	382	431	-11.4%	778	855	-9.0%
United Airlines	43,162	43,127	0.1%	42,450	43,437	-2.3%	85,612	86,564	-1.1%
Total	107,817	114,736	-6.0%	108,735	117,958	-7.8%	216,552	232,694	-6.9%
TERMINAL 3									
American Airlines	62,167	59,277	4.9%	63,943	61,231	4.4%	126,110	120,508	4.6%
Delta Air Lines	96,872	97,943	-1.1%	98,878	101,468	-2.6%	195,750	199,411	-1.8%
Frontier Airlines	18,691	17,437	7.2%	19,044	19,317	-1.4%	37,735	36,754	2.7%
Hawaiian Airlines	6,309	6,547	-3.6%	6,489	6,703	-3.2%	12,798	13,250	-3.4%
jetBlue Airways	6,261	8,925	-29.8%	6,628	9,229	-28.2%	12,889	18,154	-29.0%
MN Airlines dba Sun Country	3,172	3,297	-3.8%	3,916	3,785	3.5%	7,088	7,082	0.1%
Total	193,472	193,426	0.0%	198,898	201,733	-1.4%	392,370	395,159	-0.7%
TERMINAL 4									
Aerovias de Mexico dba Aeromexico	751	1,267	-40.7%	714	1,083	-34.1%	1,465	2,350	-37.7%
Air Canada	8,904	8,922	-0.2%	9,596	9,849	-2.6%	18,500	18,771	-1.4%
AirTran Airways		7,531	-100.0%		8,117	-100.0%		15,648	-100.0%
British Airways	5,068	5,792	-12.5%	6,411	5,038	27.3%	11,479	10,830	6.0%
Southwest Airlines	465,483	461,746	0.8%	467,815	462,099	1.2%	933,298	923,845	1.0%
US Airways	714,822	746,399	-4.2%	723,474	756,210	-4.3%	1,438,296	1,502,609	-4.3%
WestJet	23,229	21,222	9.5%	24,809	22,895	8.4%	48,038	44,117	8.9%
Total	1,218,257	1,252,879	-2.8%	1,232,819	1,265,291	-2.6%	2,451,076	2,518,170	-2.7%
GRAND TOTAL	1,519,546	1,561,041	-2.7%	1,540,452	1,584,982	-2.8%	3,059,998	3,146,023	-2.7%

Sky Harbor International Airport - Passenger and Activity Worksheet February 2013

Airline	Enplaned Passengers				Deplaned Passengers			Freight		Mail		Landed Weight	Landings	
	Domestic	Connect	Internat'l	Total	Domestic	Internat'l	Total	Enplaned	Deplaned	Enplaned	Deplaned			
TERMINAL 2														
Alaska Airlines	27,716			27,716	28,669		28,669	10,605	416,669			26,312,800	192	
Continental Airlines	36,543			36,543	37,234		37,234	20,074	24,414	100,513	124,250	37,788,204	259	
Great Lakes Aviation	396			396	382		382	108	211			1,819,300	113	
United Airlines	43,162			43,162	42,450		42,450	28,261	32,165	97,897	97,786	48,379,700	416	
Subtotal Terminal 2	107,817			107,817	108,735		108,735	59,048	473,459	198,410	222,036	114,300,004	980	
TERMINAL 3														
American Airlines	62,167			62,167	63,943		63,943	1,259	57,855		30	65,120,500	589	
Delta Air Lines	96,872			96,872	98,878		98,878	13,189	121,638	228,281	338,619	110,852,900	718	
Frontier Airlines	18,691			18,691	19,044		19,044	2,965	18,194			19,747,612	148	
Hawaiian Airlines	6,309			6,309	6,489		6,489	108,686	93,634			8,585,000	28	
jetBlue Airways	6,261			6,261	6,628		6,628					7,242,000	51	
MN Airlines dba Sun Country	3,172			3,172	3,916		3,916			92,094	94,353	3,942,000	27	
Subtotal Terminal 3	193,472			193,472	198,898		198,898	126,099	291,321	320,375	433,002	215,490,012	1,561	
TERMINAL 4														
Aerovias de Mexico dba Aeromexico			751	751		714	714					1,191,372	28	
Air Canada			8,904	8,904		9,596	9,596	1,811	1,128	4,777	768	9,986,800	79	
AirTran Airways														
British Airways			5,068	5,068		6,411	6,411	208,877	345,112			16,345,472	26	
Southwest Airlines	350,184	115,299		465,483	467,815		467,815	1,298,757	1,499,229			554,618,000	4,381	
US Airways	363,616	288,899	62,307	714,822	660,508	62,966	723,474	1,681,474	1,502,429	2,396,602	2,689,813	866,411,500	7,213	
WestJet			23,229	23,229		24,809	24,809					24,491,800	176	
Subtotal Terminal 4	713,800	404,198	100,259	1,218,257	1,128,323	104,496	1,232,819	3,190,919	3,347,898	2,401,379	2,700,581	1,473,044,944	11,903	
Total Passenger Airlines	1,015,089	404,198	100,259	1,519,546	1,435,956	104,496	1,540,452	3,376,066	4,112,678	2,920,164	3,355,619	1,802,834,960	14,444	
AIR CARGO (SOUTH)														
Federal Express								10,133,994	9,697,782			47,641,200	117	
United Parcel Service								5,252,916	5,121,267	42,510	138,228	32,006,000	105	
Subtotal Air Cargo (South)								15,386,910	14,819,049	42,510	138,228	79,647,200	222	
AIR CARGO (WEST)														
ABX Air								1,215,650	1,326,108			11,067,000	40	
Aimet Systems								20,248	23,144			473,600	39	
Ameriflight								344,515	381,348			3,607,086	271	
Empire Airlines								131,256	97,997			807,500	95	
IFL Group								120,094	171,094			1,218,000	21	
Subtotal Air Cargo (West)								1,831,763	1,999,691			17,173,186	466	
Total Cargo Airlines								17,218,673	16,818,740	42,510	138,228	96,820,386	688	
Grand Total	1,015,089	404,198	100,259	1,519,546	1,435,956	104,496	1,540,452	20,594,739	20,931,418	2,962,674	3,493,847	1,899,655,346	15,132	
Total All Passengers:	3,059,998							Total Air Cargo in Tons:		10,297	+ 10,466	+ 1,481	+ 1,747	= 23,991

Sky Harbor International Airport - Passenger and Activity Worksheet February 2012

Airline	Enplaned Passengers				Deplaned Passengers			Freight		Mail		Landed Weight	Landings
	Domestic	Connect	Internat'l	Total	Domestic	Internat'l	Total	Enplaned	Deplaned	Enplaned	Deplaned		
TERMINAL 2													
Alaska Airlines	30,442			30,442	30,867		30,867	7,248	40,421			31,030,400	234
Continental Airlines	40,743			40,743	43,223		43,223	52,647	33,860	94,127	206,136	44,288,067	317
Great Lakes Aviation	424			424	431		431	347	193			2,431,100	151
United Airlines	43,127			43,127	43,437		43,437	6,623	25,526	95,625	197,756	55,175,374	439
Subtotal Terminal 2	114,736			114,736	117,958		117,958	66,865	100,000	189,752	403,892	132,924,941	1,141
TERMINAL 3													
American Airlines	59,277			59,277	61,231		61,231	10,064	57,688			60,957,216	559
Delta Air Lines	97,943			97,943	101,468		101,468	30,603	146,906	124,646	232,098	114,815,400	767
Frontier Airlines	17,437			17,437	19,317		19,317	4,949	39,834			19,616,444	149
Hawaiian Airlines	6,547			6,547	6,703		6,703	101,554	26,166			9,130,000	29
jetBlue Airways	8,925			8,925	9,229		9,229					11,076,000	78
MN Airlines dba Sun Country	3,297			3,297	3,785		3,785			37,225	98,666	4,262,400	30
Subtotal Terminal 3	193,426			193,426	201,733		201,733	147,170	270,594	161,871	330,764	219,857,460	1,612
TERMINAL 4													
Aerovias de Mexico dba Aeromexico			1,267	1,267		1,083	1,083					1,233,921	29
Air Canada			8,922	8,922		9,849	9,849	2,138	1,065			10,650,600	87
AirTran Airways	7,531			7,531	8,117		8,117					11,008,000	86
British Airways			5,792	5,792	5,038		5,038	333,785	355,040			14,459,456	23
Southwest Airlines	353,801	107,945		461,746	462,099		462,099	1,553,566	1,412,816			582,946,000	4,704
US Airways	333,267	346,394	66,738	746,399	688,924	67,286	756,210	1,494,947	1,476,179	3,246,931	3,409,368	952,476,700	7,933
WestJet			21,222	21,222		22,895	22,895					23,808,900	177
Subtotal Terminal 4	694,599	454,339	103,941	1,252,879	1,159,140	106,151	1,265,291	3,384,436	3,245,100	3,246,931	3,409,368	1,596,583,577	13,039
Total Passenger Airlines	1,002,761	454,339	103,941	1,561,041	1,478,831	106,151	1,584,982	3,598,471	3,615,694	3,598,554	4,144,024	1,949,365,978	15,792
AIR CARGO (SOUTH)													
Federal Express								9,980,459	10,053,527			49,808,500	125
United Parcel Service								5,281,404	5,232,342	30,906	150,441	34,117,920	114
Subtotal Air Cargo (South)								15,261,863	15,285,869	30,906	150,441	83,926,420	239
AIR CARGO (WEST)													
ABX Air								1,500,415	1,728,083			11,424,000	42
Airnet Systems								23,924	32,386			543,700	42
Ameriflight								447,041	420,501			4,475,686	334
Empire Airlines								150,342	121,742			841,500	99
Subtotal Air Cargo (West)								2,121,722	2,302,712			17,284,886	517
Total Cargo Airlines								17,383,585	17,588,581	30,906	150,441	101,211,306	756
Grand Total	1,002,761	454,339	103,941	1,561,041	1,478,831	106,151	1,584,982	20,982,056	21,204,275	3,629,460	4,294,465	2,050,577,284	16,548
Total All Passengers:	3,146,023							Total Air Cargo in Tons: 10,491 + 10,602 + 1,815 + 2,147 = 25,055					

Sky Harbor International Airport - Enplaned Passengers by Carrier
Fiscal Year 2012/13

Airline	Jul	Aug	Sep	Oct	Nov	Dec	Jan	Feb	Mar	Apr	May	Jun	Total
TERMINAL 2													
Alaska Airlines	23,123	22,509	19,600	24,167	27,516	28,039	28,877	27,716					201,547
Continental Airlines	46,177	44,858	38,365	52,211	47,664	39,142	42,170	36,543					347,130
Great Lakes Aviation	953	995	916	588	429	467	394	396					5,138
United Airlines	28,896	30,522	29,026	32,339	33,462	37,420	40,524	43,162					275,351
Total	99,149	98,884	87,907	109,305	109,071	105,068	111,965	107,817					629,166
TERMINAL 3													
American Airlines	45,983	42,785	48,500	54,203	56,422	63,376	64,504	62,167					437,940
Delta Air Lines	105,341	100,537	84,651	100,401	96,324	91,823	94,082	96,872					770,031
Frontier Airlines	16,336	15,933	16,342	18,651	19,656	19,486	19,448	18,691					144,543
Hawaiian Airlines	7,135	6,698	6,721	7,414	6,952	7,559	7,249	6,309					56,037
jetBlue Airways	7,895	8,216	6,508	7,379	7,508	7,475	6,846	6,261					58,088
MN Airlines dba Sun Country		63		1,611	2,349	2,887	2,784	3,172					12,866
Total	182,690	174,232	162,722	189,659	189,211	192,606	194,913	193,472					1,479,505
TERMINAL 4													
Aerovias de Mexico dba Aeromexico	1,286	979	898	1,160	1,103	1,175	1,095	751					8,447
Air Canada	3,472	3,453	3,408	5,341	8,334	8,287	8,608	8,904					49,807
AirTran Airways	6,053	7,393	6,302	3,953	3,699	3,588	530						31,516
British Airways	6,721	7,776	8,212	7,556	6,173	6,350	6,981	5,068					54,837
Southwest Airlines	574,693	539,737	456,575	523,098	500,589	491,821	477,007	465,483					4,029,003
US Airways	899,210	853,264	731,072	824,507	811,853	813,314	786,034	714,822					6,434,076
WestJet	3,643	3,626	3,357	6,891	19,764	20,012	21,824	23,229					102,346
Total	1,495,078	1,416,228	1,209,824	1,372,506	1,351,515	1,344,547	1,302,079	1,218,257					10,710,034
GRAND TOTAL	1,776,917	1,689,344	1,460,453	1,671,470	1,649,797	1,642,221	1,608,957	1,519,546					13,018,705

Sky Harbor International Airport - Deplanned Passengers by Carrier
Fiscal Year 2012/13

Airline	Jul	Aug	Sep	Oct	Nov	Dec	Jan	Feb	Mar	Apr	May	Jun	Total
TERMINAL 2													
Alaska Airlines	22,492	21,841	21,217	25,820	28,041	27,743	30,441	28,669					206,264
Continental Airlines	47,326	45,056	38,830	54,598	47,594	40,089	41,930	37,234					352,657
Great Lakes Aviation	993	1,117	836	608	501	473	459	382					5,369
United Airlines	29,062	30,673	31,172	32,717	33,051	36,990	39,446	42,450					275,561
Total	99,873	98,687	92,055	113,743	109,187	105,295	112,276	108,735					839,851
TERMINAL 3													
American Airlines	49,898	43,841	51,290	55,839	55,973	65,604	66,755	63,943					453,143
Delta Air Lines	108,490	104,012	89,156	103,788	98,037	96,167	98,562	98,878					797,090
Frontier Airlines	17,117	16,284	17,380	20,161	19,828	19,706	20,383	19,044					149,903
Hawaiian Airlines	7,090	7,332	6,864	7,450	7,054	7,202	7,470	6,489					56,951
jetBlue Airways	8,229	8,349	6,948	7,642	7,736	7,599	7,093	6,628					60,224
MN Airlines dba Sun Country		69		2,103	2,691	2,891	3,589	3,916					15,259
Total	190,824	179,887	171,638	196,983	191,319	199,169	203,852	198,898					1,532,570
TERMINAL 4													
Aerovias de Mexico dba Aeromexico	1,393	1,033	894	1,004	1,030	1,009	1,191	714					8,268
Air Canada	3,301	3,425	3,087	5,336	8,676	8,942	9,000	9,596					51,363
AirTran Airways	6,816	7,758	6,590	4,021	3,800	3,627	504						33,116
British Airways	9,024	8,314	8,517	8,514	6,663	7,262	7,676	6,411					62,381
Southwest Airlines	580,963	537,224	463,352	530,628	494,704	491,794	482,367	467,815					4,048,847
US Airways	903,033	867,697	742,566	834,659	816,868	912,649	792,160	723,474					6,593,106
WestJet	3,802	3,854	3,701	8,382	21,397	21,704	23,128	24,809					110,777
Total	1,508,332	1,429,305	1,228,707	1,392,544	1,353,138	1,446,967	1,316,026	1,232,819					10,907,858
GRAND TOTAL	1,799,029	1,707,879	1,492,400	1,703,270	1,653,844	1,751,451	1,632,154	1,540,452					13,280,279

Sky Harbor International Airport - Total Passengers by Carrier
Fiscal Year 2012/13

Airline	Jul	Aug	Sep	Oct	Nov	Dec	Jan	Feb	Mar	Apr	May	Jun	Total
TERMINAL 2													
Alaska Airlines	45,615	44,350	40,817	49,987	55,557	55,782	59,318	56,385					407,811
Continental Airlines	93,503	89,914	77,195	106,809	95,258	79,231	84,100	73,777					699,787
Great Lakes Aviation	1,946	2,112	1,752	1,196	930	940	853	778					10,507
United Airlines	57,958	61,195	60,198	65,056	66,513	74,410	79,970	85,612					550,912
Total	199,022	197,571	179,962	223,048	218,258	210,363	224,241	216,552					1,669,017
TERMINAL 3													
American Airlines	95,881	86,626	99,790	110,042	112,395	128,980	131,259	126,110					891,083
Delta Air Lines	213,831	204,549	173,807	204,189	194,361	187,990	192,644	195,750					1,567,121
Frontier Airlines	33,453	32,217	33,722	38,812	39,484	39,192	39,831	37,735					294,446
Hawaiian Airlines	14,225	14,030	13,585	14,864	14,006	14,761	14,719	12,798					112,988
jetBlue Airways	16,124	16,565	13,456	15,021	15,244	15,074	13,939	12,889					118,312
MN Airlines dba Sun Country		132		3,714	5,040	5,778	6,373	7,088					28,125
Total	373,514	354,119	334,360	386,642	380,530	391,775	398,765	392,370					3,012,075
TERMINAL 4													
Aerovias de Mexico dba Aeromexico	2,679	2,012	1,792	2,164	2,133	2,184	2,286	1,465					16,715
AirTran Airways	12,869	15,151	12,892	7,974	7,499	7,215	1,034						64,634
Air Canada	6,773	6,878	6,495	10,677	17,010	17,229	17,608	18,500					101,170
British Airways	15,745	16,090	16,729	16,070	12,836	13,612	14,657	11,479					117,218
Southwest Airlines	1,155,656	1,076,961	919,927	1,053,726	995,293	983,615	959,374	933,298					8,077,850
US Airways	1,802,243	1,720,961	1,473,638	1,659,166	1,628,721	1,725,963	1,578,194	1,438,296					13,027,182
WestJet	7,445	7,480	7,058	15,273	41,161	41,716	44,952	48,038					213,123
Total	3,003,410	2,845,533	2,438,531	2,765,050	2,704,653	2,791,534	2,618,105	2,451,076					21,617,892
GRAND TOTAL	3,575,946	3,397,223	2,952,853	3,374,740	3,303,441	3,393,672	3,241,111	3,059,998					26,298,984

Sky Harbor International Airport - Enplaned Passengers by Carrier
Calendar Year 2013

Airline	Jan	Feb	Mar	Apr	May	Jun	Jul	Aug	Sep	Oct	Nov	Dec	Total
TERMINAL 2													
Alaska Airlines	28,877	27,716											56,593
Continental Airlines	42,170	36,543											78,713
Great Lakes Aviation	394	396											790
United Airlines	40,524	43,162											83,686
Total	111,965	107,817											219,782
TERMINAL 3													
American Airlines	64,504	62,167											126,671
Delta Air Lines	94,082	96,872											190,954
Frontier Airlines	19,448	18,691											38,139
Hawaiian Airlines	7,249	6,309											13,558
jetBlue Airways	6,846	6,261											13,107
MN Airlines dba Sun Country	2,784	3,172											5,956
Total	194,913	193,472											388,385
TERMINAL 4													
Aerovias de Mexico dba Aeromexico	1,095	751											1,846
Air Canada	8,608	8,904											17,512
AirTran Airways	530												530
British Airways	6,981	5,068											12,049
Southwest Airlines	477,007	465,483											942,490
US Airways	786,034	714,822											1,500,856
WestJet	21,824	23,229											45,053
Total	1,302,079	1,218,257											2,520,336
GRAND TOTAL	1,608,957	1,519,546											3,128,503

Sky Harbor International Airport - Deplaned Passengers by Carrier
Calendar Year 2013

Airline	Jan	Feb	Mar	Apr	May	Jun	Jul	Aug	Sep	Oct	Nov	Dec	Total
TERMINAL 2													
Alaska Airlines	30,441	28,669											59,110
Continental Airlines	41,930	37,234											79,164
Great Lakes Aviation	459	382											841
United Airlines	39,446	42,450											81,896
Total	112,276	108,735											221,011
TERMINAL 3													
American Airlines	66,755	63,943											130,698
Delta Air Lines	98,562	98,878											197,440
Frontier Airlines	20,383	19,044											39,427
Hawaiian Airlines	7,470	6,489											13,959
jetBlue Airways	7,093	6,628											13,721
MN Airlines dba Sun Country	3,589	3,916											7,505
Total	203,852	198,898											402,750
TERMINAL 4													
Aerovias de Mexico dba Aeromexico	1,191	714											1,905
Air Canada	9,000	9,596											18,596
AirTran Airways	504												504
British Airways	7,676	6,411											14,087
Southwest Airlines	482,367	467,815											950,182
US Airways	792,160	723,474											1,515,634
WestJet	23,128	24,809											47,937
Total	1,316,026	1,232,819											2,548,845
GRAND TOTAL	1,632,154	1,540,452											3,172,606

Sky Harbor International Airport - Total Passengers by Carrier
Calendar Year 2013

Airline	Jan	Feb	Mar	Apr	May	Jun	Jul	Aug	Sep	Oct	Nov	Dec	Total
TERMINAL 2													
Alaska Airlines	59,318	56,385											115,703
Continental Airlines	84,100	73,777											157,877
Great Lakes Aviation	853	778											1,631
United Airlines	79,970	85,612											165,582
Total	224,241	216,552											440,793
TERMINAL 3													
American Airlines	131,259	126,110											257,369
Delta Air Lines	192,644	195,750											388,394
Frontier Airlines	39,831	37,735											77,566
Hawaiian Airlines	14,719	12,798											27,517
jetBlue Airways	13,939	12,889											26,828
MN Airlines dba Sun Country	6,373	7,088											13,461
Total	398,765	392,370											791,135
TERMINAL 4													
Aerovias de Mexico dba Aeromexico	2,286	1,465											3,751
Air Canada	17,608	18,500											36,108
AirTran Airways	1,034												1,034
British Airways	14,657	11,479											26,136
Southwest Airlines	959,374	933,298											1,892,672
US Airways	1,578,194	1,438,296											3,016,490
WestJet	44,952	48,038											92,990
Total	2,618,105	2,451,076											5,069,181
GRAND TOTAL	3,241,111	3,059,998											6,301,109

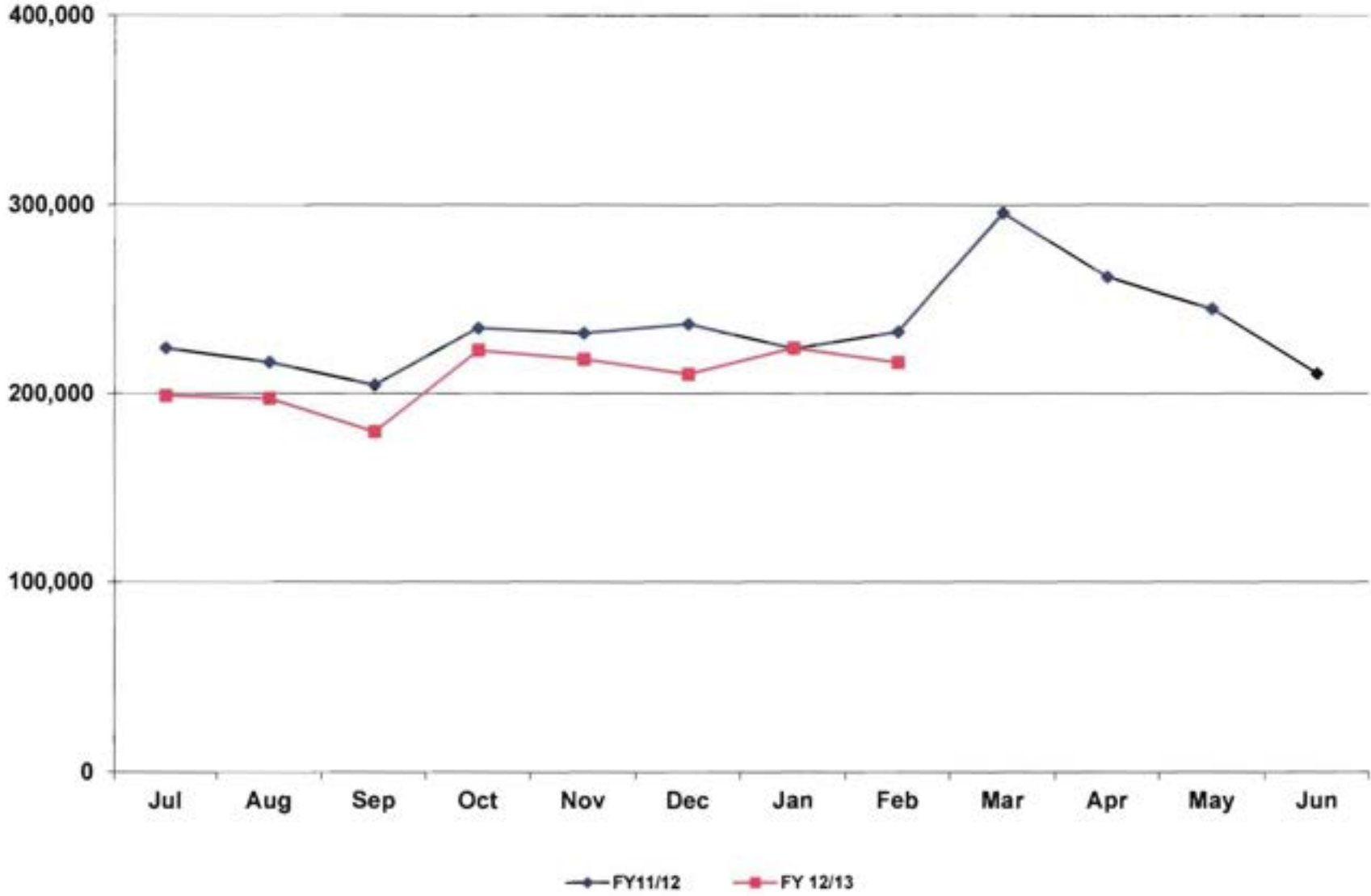
Sky Harbor International Airport
Landing Weights (in Thousands) Fiscal Year 2012/13 - All Airlines

Airline	Jul	Aug	Sep	Oct	Nov	Dec	Jan	Feb	Mar	Apr	May	Jun	Total
Aerovias de Mexico dba Aeromexico	1,319	1,234	1,276	1,319	1,276	1,319	1,362	1,191					10,296
Air Canada	4,054	4,232	4,050	5,868	10,332	11,173	10,211	9,987					59,907
AirTran Airways	7,424	10,240	11,136	3,968	3,840	3,840	512						40,960
Alaska Airlines	24,011	23,164	20,537	24,235	26,876	26,142	29,222	26,313					200,500
American Airlines	47,336	44,578	51,476	52,089	56,231	71,417	70,471	65,121					458,719
British Airways	16,974	16,345	16,345	16,345	13,202	15,717	17,603	16,345					128,876
Continental Airlines	50,759	47,836	43,702	53,557	48,279	42,719	43,572	37,788					368,212
Delta Air Lines	115,120	114,861	102,088	110,144	107,539	108,488	113,498	110,853					882,591
Frontier Airlines	17,660	18,491	19,127	20,709	20,992	21,477	21,819	19,748					160,023
Great Lakes Aviation	2,914	3,123	2,496	2,479	1,610	1,964	2,013	1,819					18,418
Hawaiian Airlines	9,920	9,920	9,600	9,845	9,450	9,545	9,720	8,585					76,585
jetBlue Airways	8,662	8,804	8,236	7,952	8,378	8,804	7,810	7,242					65,888
Southwest Airlines	672,708	647,468	587,962	629,630	579,066	593,788	607,958	554,618					4,873,198
United Airlines	33,802	37,606	40,094	38,756	36,840	43,247	46,375	48,380					325,100
US Airways	1,058,649	993,512	892,288	956,368	952,935	988,602	959,853	866,412					7,668,619
WestJet	4,005	4,005	4,022	8,731	24,484	26,162	26,439	24,492					122,340
Passenger	2,075,317	1,985,565	1,814,435	1,944,584	1,904,666	1,977,858	1,972,655	1,802,836					15,477,916
ABX Air	1,195	1,121		12,327	11,424	10,336	11,446	11,067					58,916
Airnet Systems	441	477	455	577	446	429	431	474					3,730
Ameriflight	4,227	4,724	4,177	4,529	4,106	3,833	4,077	3,607					33,280
Atlas Air	10,336	11,424	10,608										32,368
Empire Airlines	731	833	731	850	910	893	961	808					6,717
Federal Express	46,170	50,986	44,268	51,857	55,458	89,309	56,523	47,641					442,212
IFL Group	1,218	1,334	1,130	1,392	1,508	1,160	1,218	1,218					10,178
United Parcel Service	32,490	37,309	32,712	35,570	44,945	69,964	34,814	32,006					319,810
Cargo	96,808	108,208	94,081	107,102	118,797	175,924	109,470	96,821					907,211
Grand Total	2,172,125	2,093,773	1,908,516	2,051,686	2,023,463	2,153,782	2,082,125	1,899,657					16,385,127

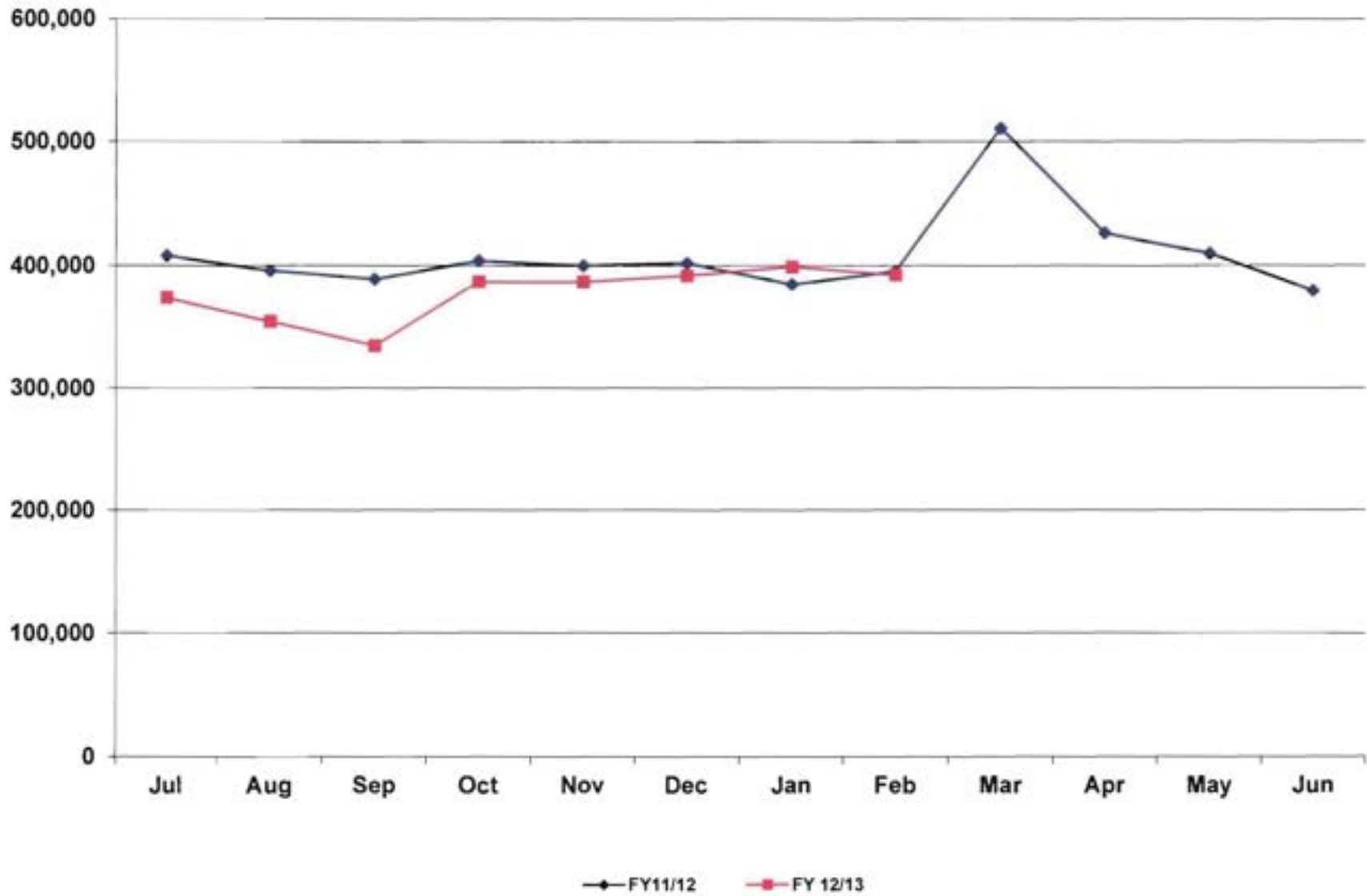
Sky Harbor International Airport
Landing Weights (in Thousands) Fiscal Year 2012/13 - Rates & Charges Airlines

Airline	Jul	Aug	Sep	Oct	Nov	Dec	Jan	Feb	Mar	Apr	May	Jun	Total
Aerovias de Mexico dba Aeromexico	1,319	1,234	1,276	1,319	1,276	1,319	1,362	1,191					10,296
Air Canada	4,054	4,232	4,050	5,868	10,332	11,173	10,211	9,987					59,907
AirTran Airways	7,424	10,240	11,136	3,968	3,840	3,840	512						40,960
Alaska Airlines	24,011	23,164	20,537	24,235	26,876	26,142	29,222	26,313					200,500
American Airlines	47,336	44,578	51,476	52,089	56,231	71,417	70,471	65,121					458,719
British Airways	16,974	16,345	16,345	16,345	13,202	15,717	17,603	16,345					128,876
Continental Airlines	50,759	47,836	43,702	53,557	48,279	42,719	43,572	37,788					368,212
Delta Air Lines	115,120	114,861	102,088	110,144	107,539	108,488	113,498	110,853					882,591
Frontier Airlines	17,660	18,491	19,127	20,709	20,992	21,477	21,819	19,748					160,023
Great Lakes Aviation	2,914	3,123	2,496	2,479	1,610	1,964	2,013	1,819					18,418
Hawaiian Airlines	9,920	9,920	9,600	9,845	9,450	9,545	9,720	8,585					76,585
jetBlue Airways	8,662	8,804	8,236	7,952	8,378	8,804	7,810	7,242					65,888
MN Airlines dba Sun Country		146		2,589	3,336	3,454	4,217	3,942					17,684
Southwest Airlines	672,708	647,468	587,962	629,630	579,066	593,788	607,958	554,618					4,873,198
United Airlines	33,802	37,606	40,094	38,756	36,840	43,247	46,375	48,380					325,100
US Airways	1,058,649	993,512	892,288	956,368	952,935	988,602	959,853	866,412					7,668,619
WestJet	4,005	4,005	4,022	8,731	24,484	26,162	26,439	24,492					122,340
Passenger	2,075,317	1,985,565	1,814,435	1,944,584	1,904,666	1,977,858	1,972,655	1,802,836					15,477,916
ABX Air	1,195	1,121		12,327	11,424	10,336	11,446	11,067					58,916
Atlas Air	10,336	11,424	10,608										32,368
Federal Express	46,170	50,986	44,268	51,857	55,458	69,309	56,523	47,641					442,212
IFL Group	1,218	1,334	1,130	1,392	1,508	1,160	1,218	1,218					10,178
United Parcel Service	32,490	37,309	32,712	35,570	44,945	69,964	34,814	32,006					319,810
Cargo	91,409	102,174	88,718	101,146	113,335	170,769	104,001	91,932					863,484
Grand Total	2,166,726	2,087,739	1,903,153	2,045,730	2,018,001	2,148,627	2,076,656	1,894,768					16,341,400

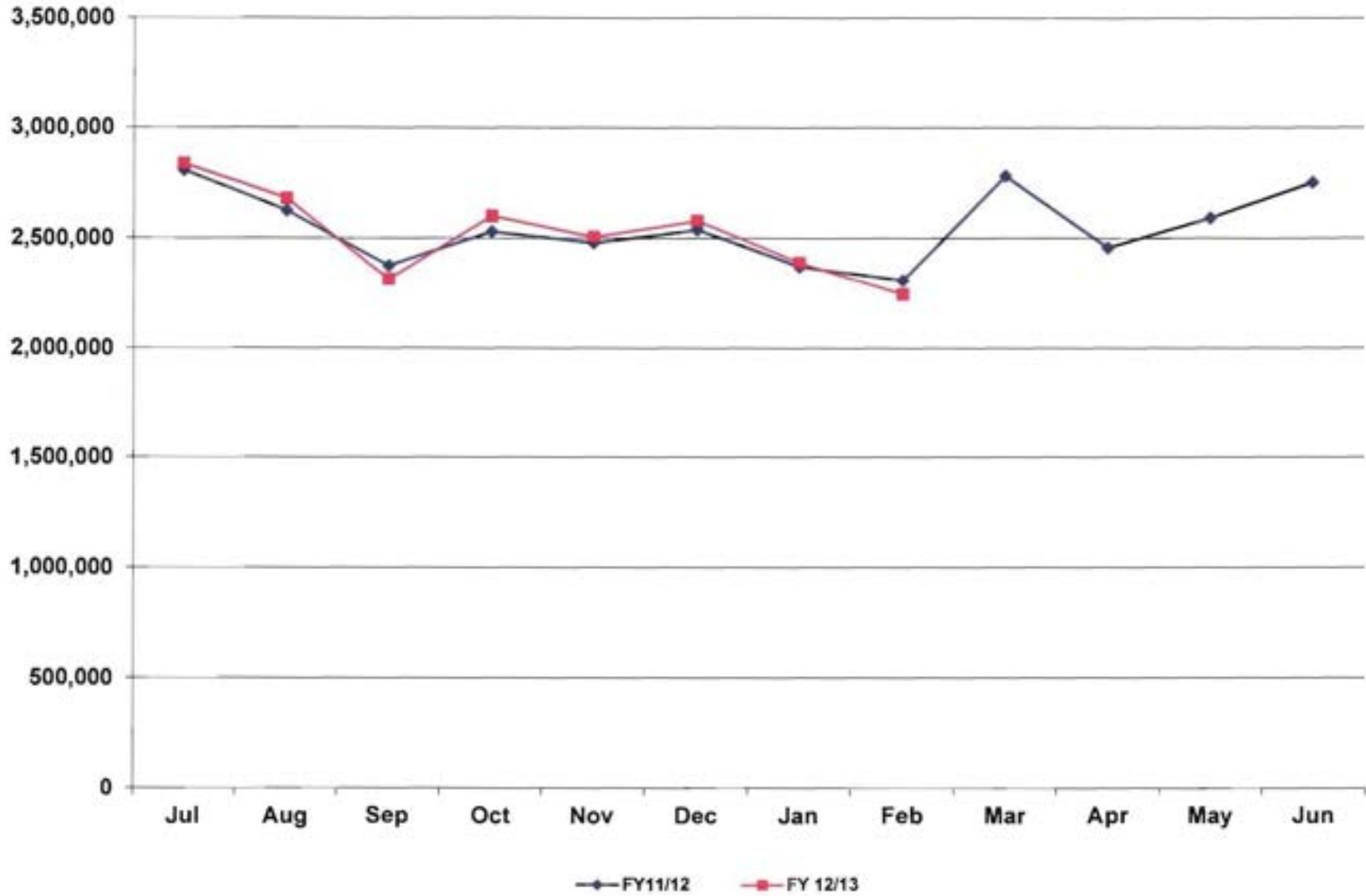
Phoenix Sky Harbor International Airport
Domestic Enplaned/Deplaned Passengers Terminal 2
February 2013



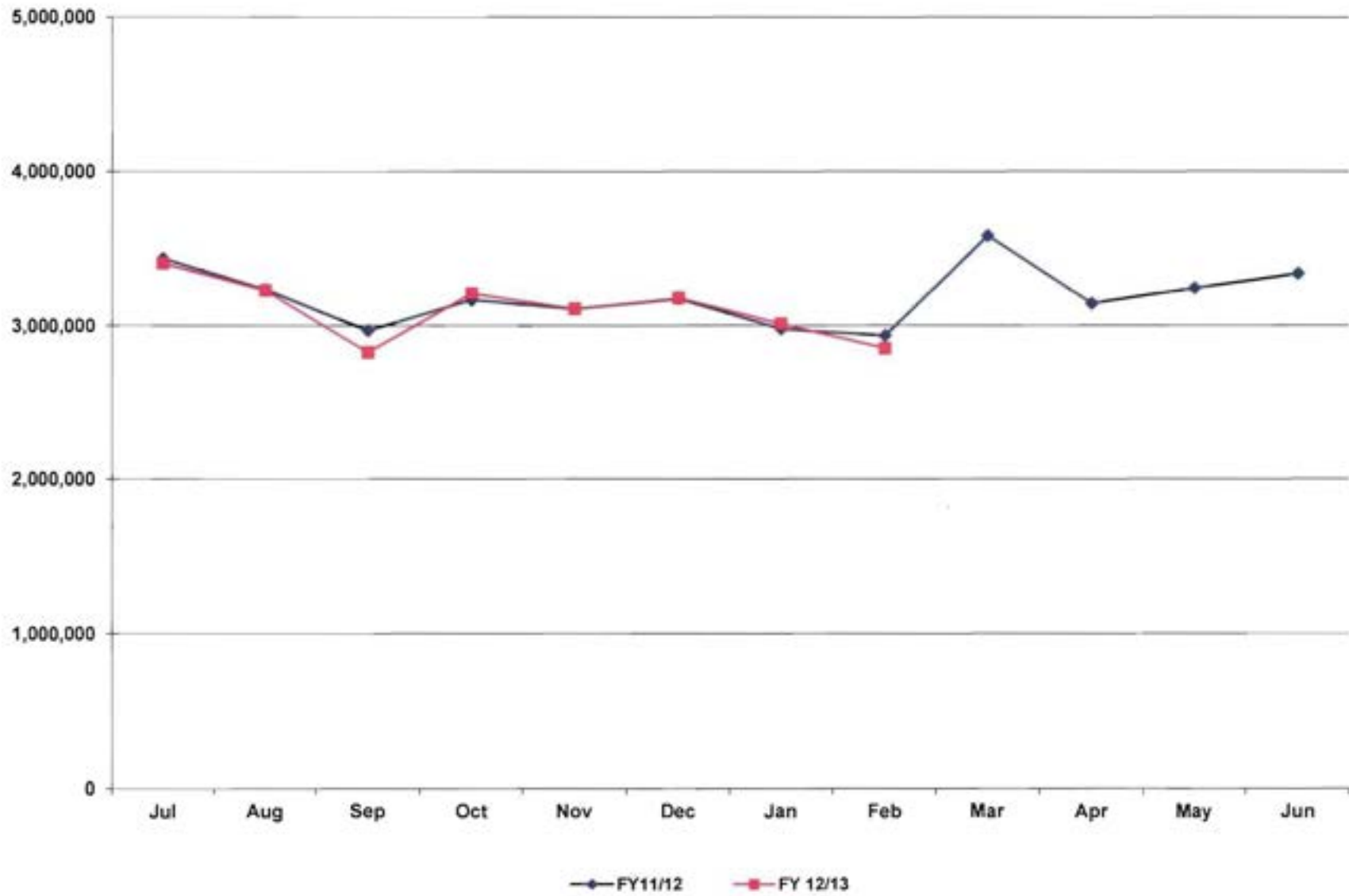
Phoenix Sky Harbor International Airport
Domestic Enplaned/Deplaned Passengers Terminal 3
February 2013



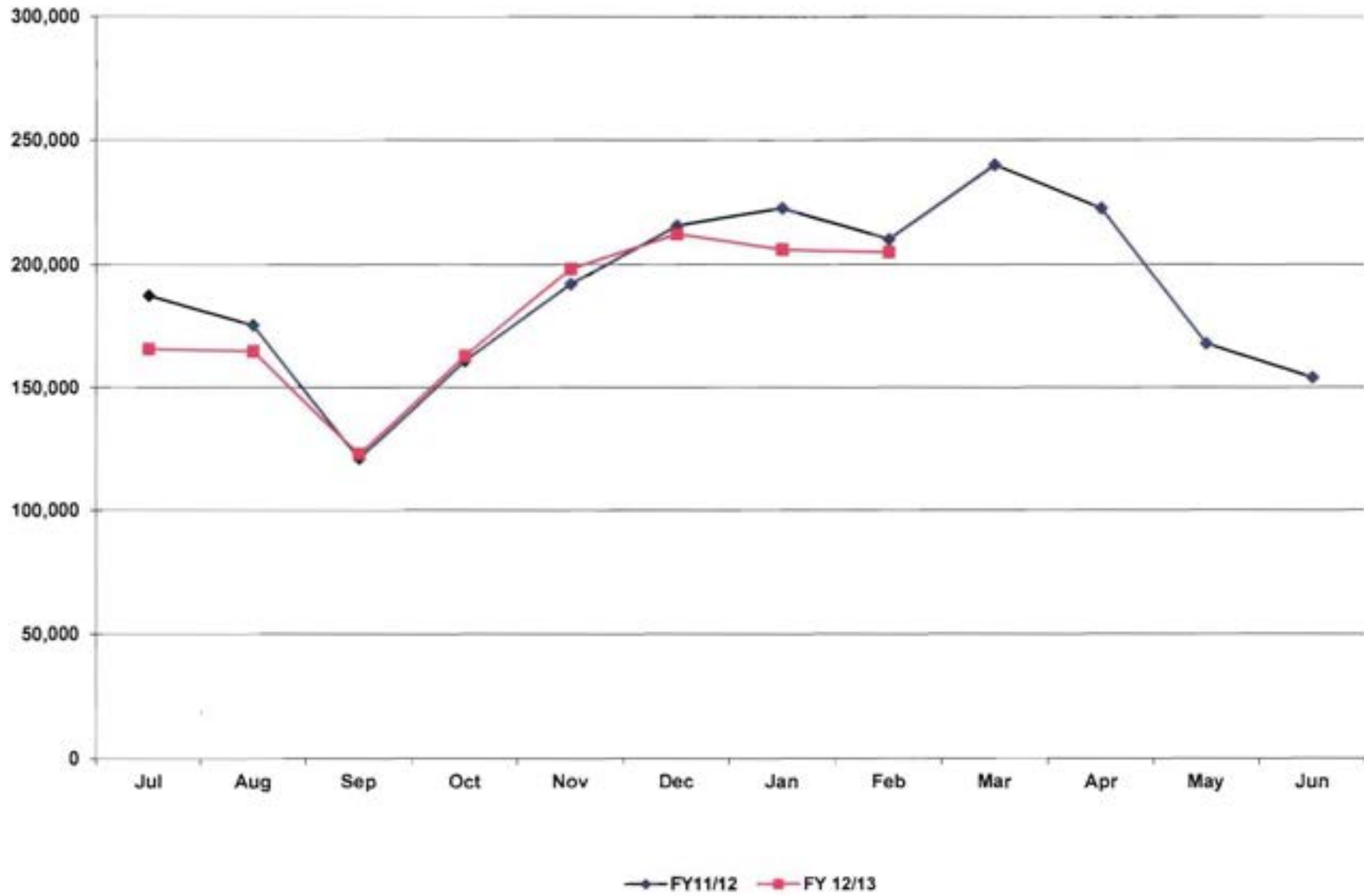
Phoenix Sky Harbor International Airport
Domestic Enplaned/Deplaned Passengers Terminal 4
February 2013



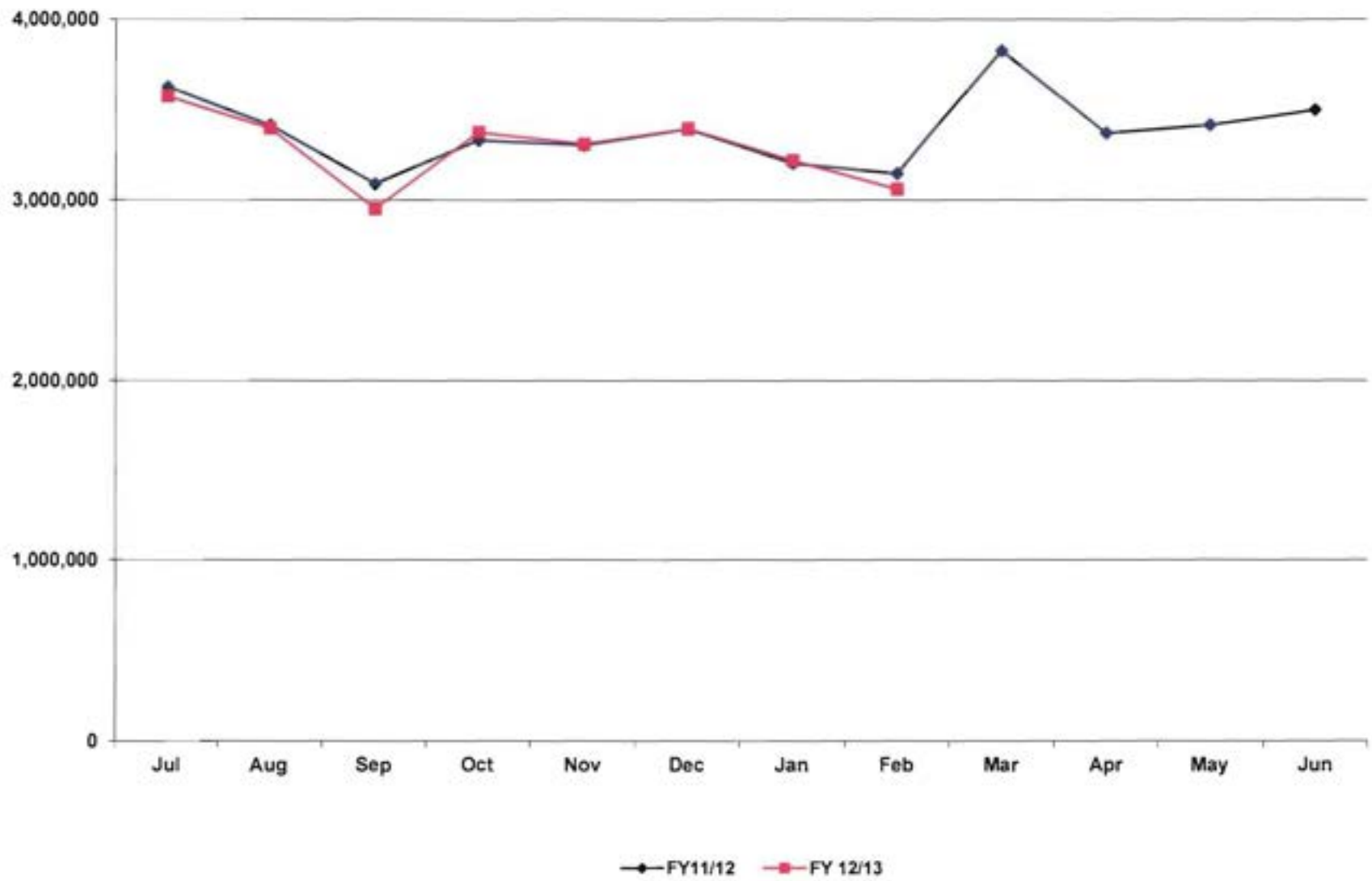
Phoenix Sky Harbor International Airport
Total Domestic Enplaned/Deplaned Passengers
February 2013



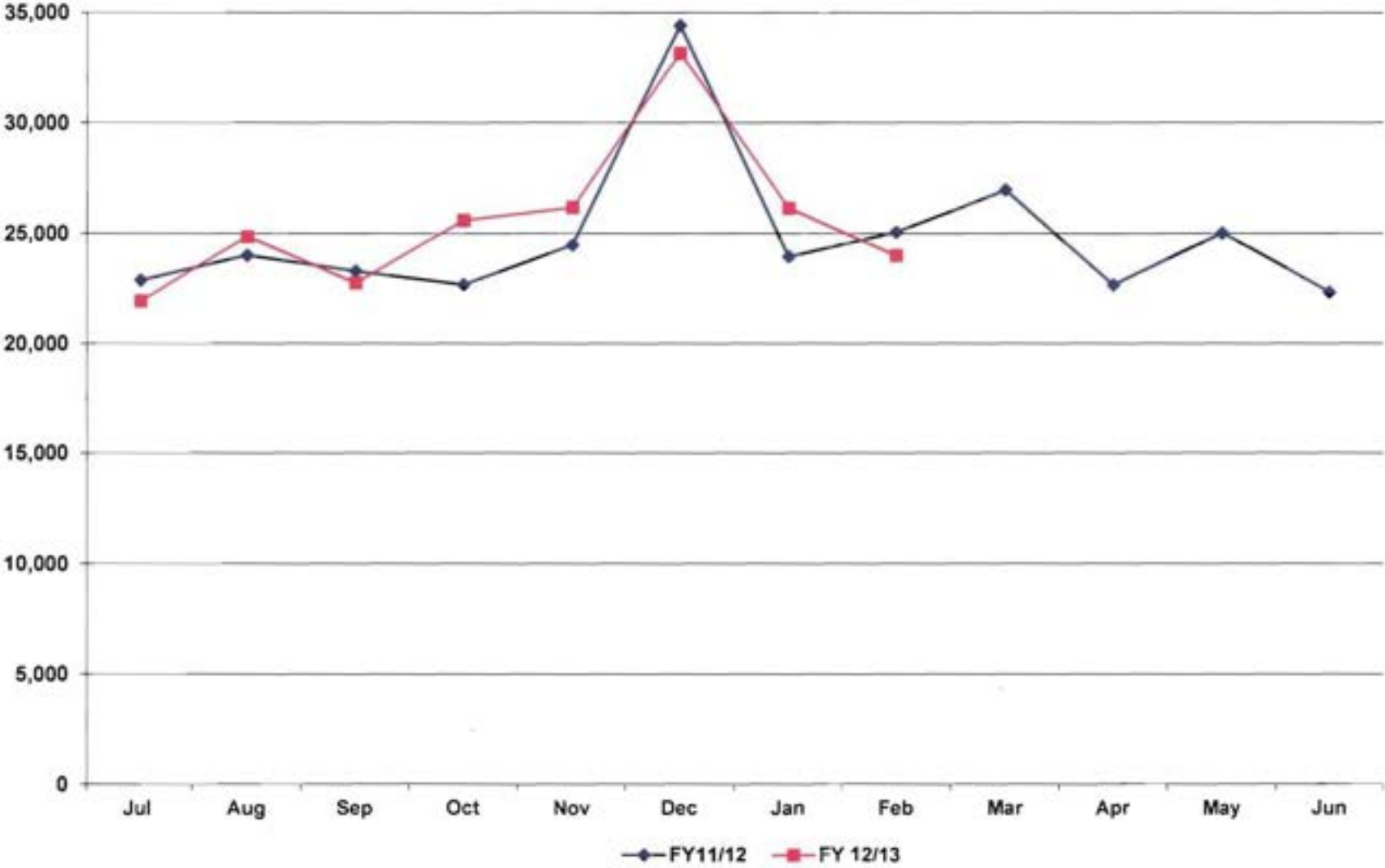
Phoenix Sky Harbor International Airport
Total International Enplaned/Deplaned Passengers
February 2013



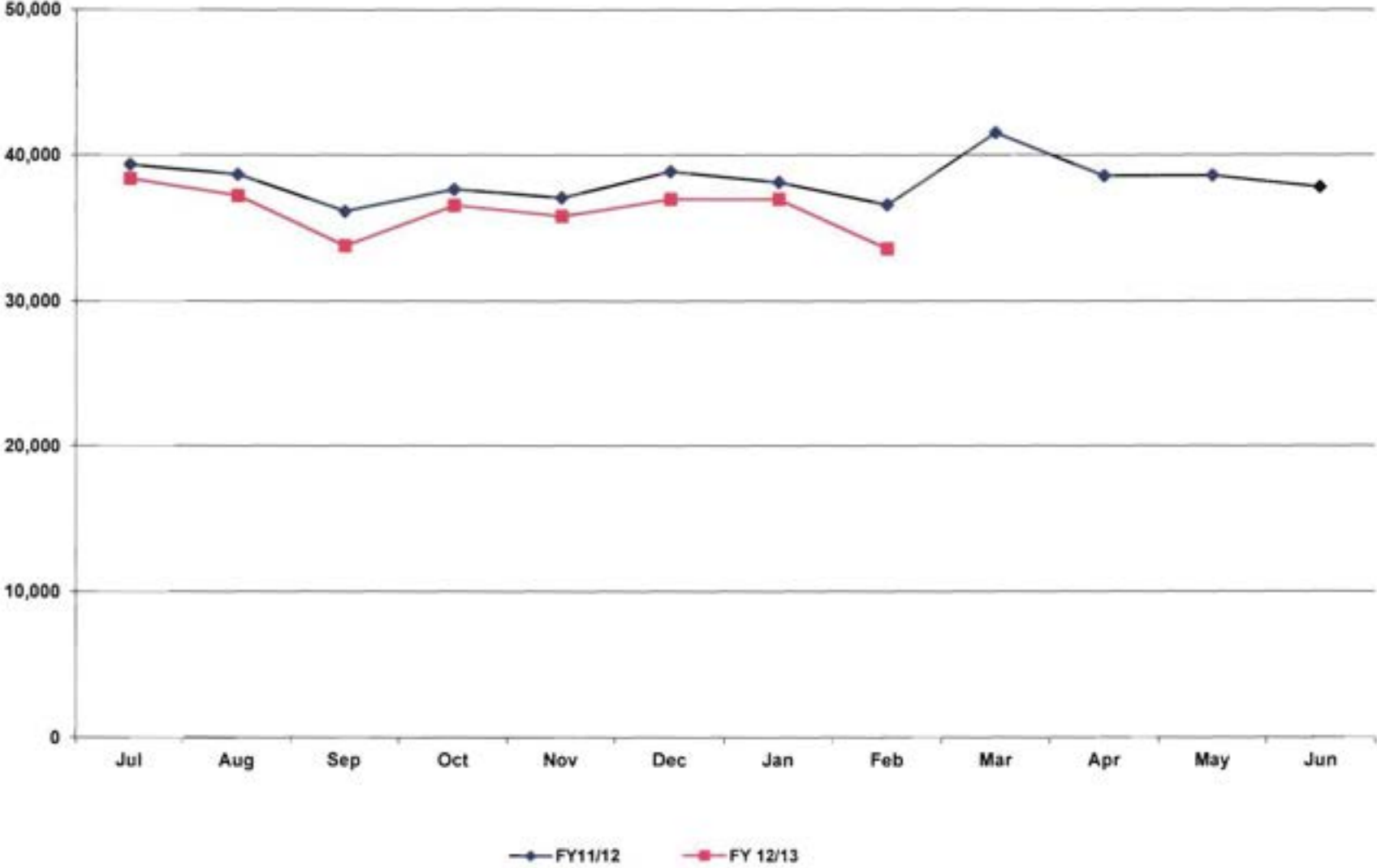
Phoenix Sky Harbor International Airport
Total Enplaned/Deplaned Passengers
February 2013



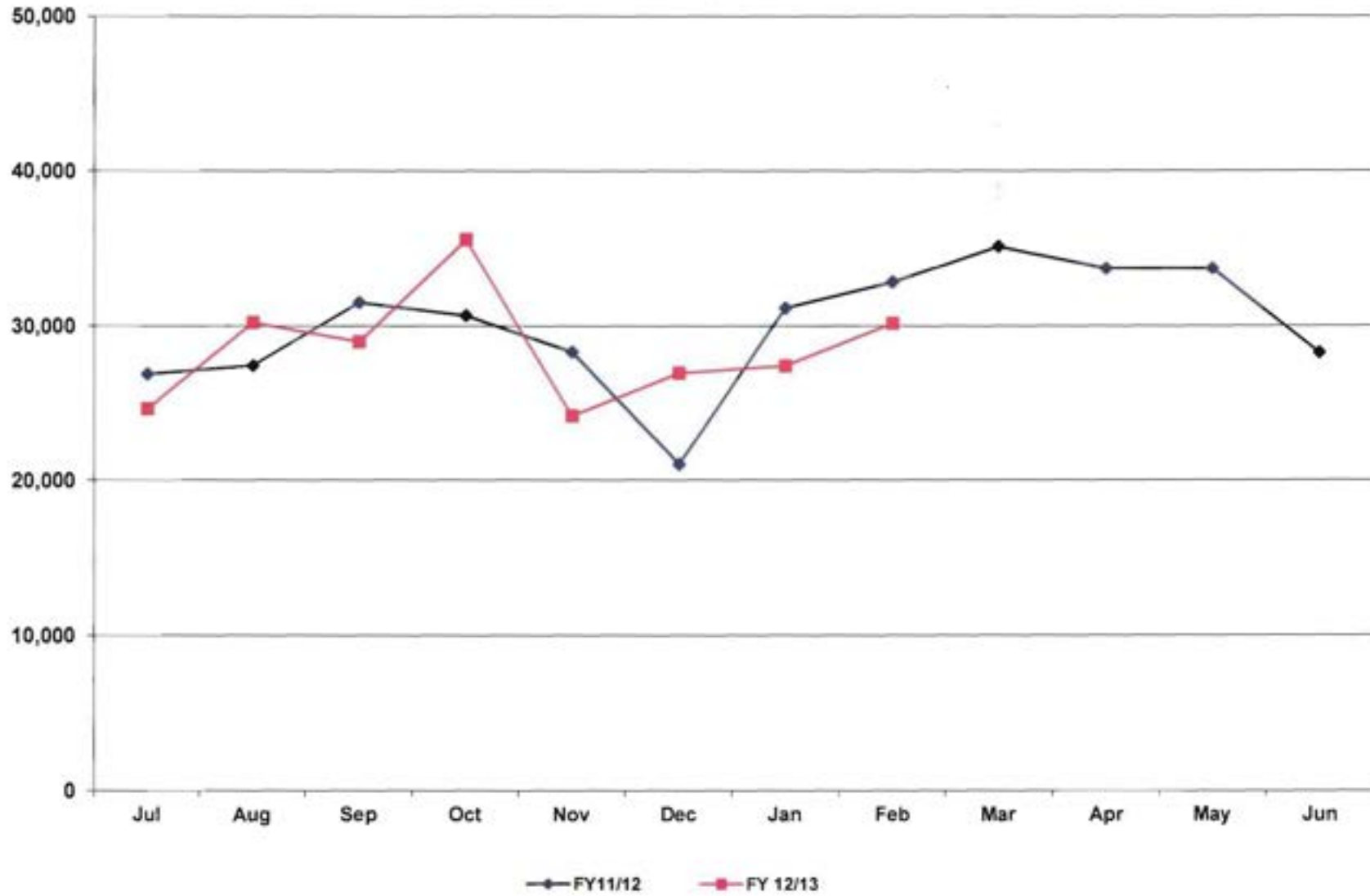
Phoenix Sky Harbor International Airport
Total Enplaned/Deplaned Cargo (Tons)
February 2013



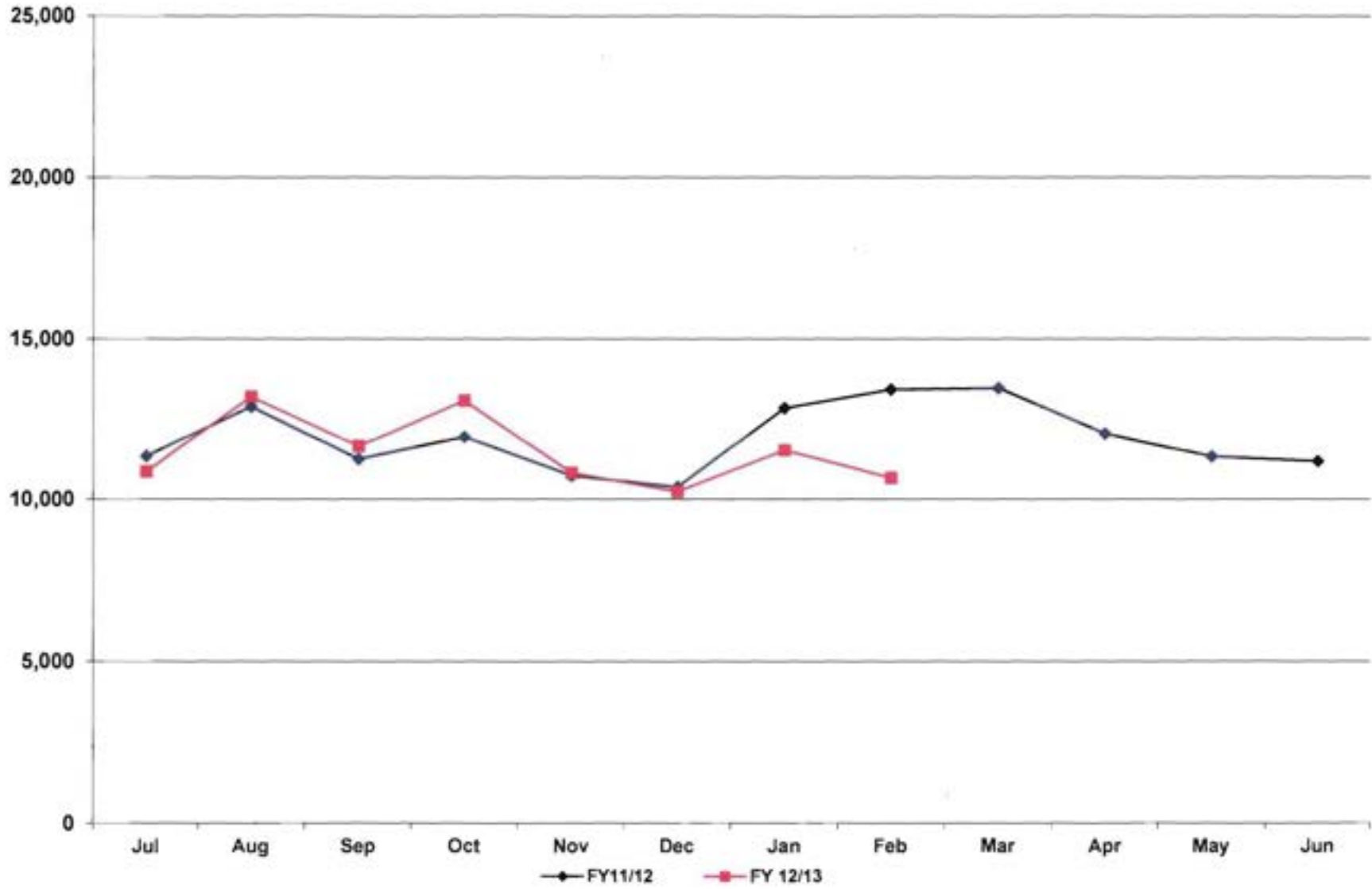
Phoenix Sky Harbor International Airport
Aircraft Operations
February 2013



Deer Valley Airport
Aircraft Operations
February 2013



Goodyear Airport
Aircraft Operations
February 2013



**City of Phoenix Aviation Department
Sky Harbor International Airport
Financial Management Division
Monthly Statistical Reports – March 2013
Table of Contents**

Reports:

- 1 Passengers, Cargo, and Aircraft Operations
- 2 Passenger Activity Report
- 3 Passenger and Activity Worksheet March 2013
- 4 Passenger and Activity Worksheet March 2012
- 5 Enplaned Passengers by Carrier for Fiscal Year 2012/13
- 6 Deplaned Passengers by Carrier for Fiscal Year 2012/13
- 7 Total Passengers by Carrier for Fiscal Year 2012/13
- 8 Enplaned Passengers by Carrier for Calendar Year 2013
- 9 Deplaned Passengers by Carrier for Calendar Year 2013
- 10 Total Passengers by Carrier for Calendar Year 2013
- 11 Airline Landing Weights – All Airlines for Fiscal Year 2012/13
- 12 Airline Landing Weights – Rates & Charges Airlines Only for Fiscal Year 2012/13

Graphs:

- 1 Domestic Enplaned / Deplaned Passengers Terminal 2
- 2 Domestic Enplaned / Deplaned Passengers Terminal 3
- 3 Domestic Enplaned / Deplaned Passengers Terminal 4
- 4 Total Domestic Enplaned / Deplaned Passengers
- 5 Total International Enplaned / Deplaned Passengers
- 6 Total Enplaned / Deplaned Passengers
- 7 Total Enplaned / Deplaned Cargo (in Tons)
- 8 Sky Harbor International Airport Aircraft Operations
- 9 Deer Valley Airport Aircraft Operations
- 10 Goodyear Airport Aircraft Operations

PASSENGERS, CARGO, AND AIRCRAFT OPERATIONS AT PHOENIX AIRPORTS: March 2013

March	2013	2012	%Chg	Fiscal YTD 2012/13	Fiscal YTD 2011/2012	%Chg	Calendar YTD 2013	Calendar YTD 2012	%Chg
PASSENGERS									
T2	144,371	146,783	-1.6%	973,537	1,040,795	-6.5%	364,153	372,285	-2.2%
T3	246,951	253,113	-2.4%	1,726,456	1,821,591	-5.2%	635,336	636,596	-0.2%
T4	1,443,706	1,375,503	5.0%	11,434,616	11,329,413	0.9%	3,751,036	3,714,102	1.0%
International	109,647	119,202	-8.0%	828,771	864,594	-4.1%	322,653	334,676	-3.6%
Total Enplaned	1,944,675	1,894,601	2.6%	14,963,380	15,056,393	-0.6%	5,073,178	5,057,659	0.3%
T2	144,886	149,122	-2.8%	984,737	1,060,875	-7.2%	365,897	380,199	-3.8%
T3	248,517	257,829	-3.6%	1,781,087	1,867,532	-4.6%	651,267	654,064	-0.4%
T4	1,467,457	1,404,664	4.5%	11,635,740	11,483,264	1.3%	3,796,825	3,745,449	1.4%
International	97,916	120,763	-18.9%	837,491	861,987	-2.8%	317,393	338,049	-6.1%
Total Deplaned	1,958,776	1,932,378	1.4%	15,239,055	15,273,658	-0.2%	5,131,382	5,117,761	0.3%
Total	3,903,451	3,826,979	2.0%	30,202,435	30,330,051	-0.4%	10,204,560	10,175,420	0.3%
CARGO									
Freight enplaned	11,762	12,003	-2.0%	103,870	99,694	4.2%	33,844	32,929	2.8%
Freight deplaned	11,230	11,217	0.1%	100,484	97,718	2.8%	33,292	31,724	4.9%
Total Freight	22,992	23,220	-1.0%	204,354	197,412	3.5%	67,136	64,653	3.8%
Mail enplaned	1,584	1,713	-7.5%	12,237	16,285	-24.9%	4,281	5,503	-22.2%
Mail deplaned	1,859	2,031	-8.5%	14,538	13,978	4.0%	5,177	5,798	-10.7%
Total Mail	3,443	3,744	-8.0%	26,775	30,263	-11.5%	9,458	11,301	-16.3%
Total (Tons)	26,435	26,964	-2.0%	231,129	227,675	1.5%	76,594	75,954	0.8%
AIRCRAFT OPERATIONS									
Air Carrier/Air Taxi	37,513	38,819	-3.4%	311,210	326,867	-4.8%	103,774	109,412	-5.2%
General Aviation	2,068	2,341	-11.7%	16,138	15,396	4.8%	5,901	5,995	-1.6%
Military	173	368	-53.0%	1,867	1,951	-4.3%	671	892	-24.8%
Sky Harbor International	39,754	41,528	-4.3%	329,215	344,214	-4.4%	110,346	116,299	-5.1%
Air Carrier/Air Taxi	379	535	-29.2%	3,229	3,154	2.4%	1,127	1,441	-21.8%
General Aviation	35,032	34,608	1.2%	260,319	261,607	-0.5%	91,854	97,683	-6.0%
Military	1	3	-66.7%	38	258	-85.3%	12	11	9.1%
Deer Valley Airport	35,412	35,146	0.8%	263,586	265,019	-0.5%	92,993	99,135	-6.2%
Air Carrier/Air Taxi	98	54	81.5%	632	370	70.8%	279	165	69.1%
General Aviation	13,507	12,906	4.7%	101,171	103,348	-2.1%	34,881	37,832	-7.8%
Military	471	507	-7.1%	4,340	4,539	-4.4%	1,111	1,738	-36.1%
Goodyear Airport	14,076	13,467	4.5%	106,143	108,257	-2.0%	36,271	39,735	-8.7%
Total	89,242	90,141	-1.0%	698,944	717,490	-2.6%	239,610	255,169	-6.1%

Passenger Activity Report * * * Sky Harbor International Airport * * * March 2013

Airline	Enplaned Passengers			Deplaned Passengers			Total Passengers		
	2013	2012	% Chg	2013	2012	% Chg	2013	2012	% Chg
TERMINAL 2									
Alaska Airlines	36,092	38,629	-6.6%	37,050	40,397	-8.3%	73,142	79,026	-7.4%
Continental Airlines	64,801	54,507	18.9%	64,944	55,662	16.7%	129,745	110,169	17.8%
Great Lakes Aviation	601	499	20.4%	625	527	18.6%	1,226	1,026	19.5%
United Airlines	42,877	53,148	-19.3%	42,267	52,536	-19.5%	85,144	105,684	-19.4%
Total	144,371	146,783	-1.6%	144,886	149,122	-2.8%	289,257	295,905	-2.2%
TERMINAL 3									
American Airlines	73,012	71,557	2.0%	72,012	72,615	-0.8%	145,024	144,172	0.6%
Delta Air Lines	130,232	136,208	-4.4%	132,322	139,102	-4.9%	262,554	275,310	-4.6%
Frontier Airlines	23,612	21,592	9.4%	23,716	23,328	1.7%	47,328	44,920	5.4%
Hawaiian Airlines	7,554	7,240	4.3%	7,718	6,367	21.2%	15,272	13,607	12.2%
jetBlue Airways	8,305	12,054	-31.1%	8,289	11,739	-29.4%	16,594	23,793	-30.3%
MN Airlines dba Sun Country	4,236	4,462	-5.1%	4,460	4,678	-4.7%	8,696	9,140	-4.9%
Total	246,951	253,113	-2.4%	248,517	257,829	-3.6%	495,468	510,942	-3.0%
TERMINAL 4									
Aerovias de Mexico dba Aeromexico	859	1,003	-14.4%	974	1,095	-11.1%	1,833	2,098	-12.6%
Air Canada	11,408	10,514	8.5%	11,155	10,584	5.4%	22,563	21,098	6.9%
AirTran Airways		10,703	-100.0%		11,373	-100.0%		22,076	-100.0%
British Airways	8,179	8,578	-4.7%	9,702	7,739	25.4%	17,881	16,317	9.6%
Southwest Airlines	585,281	570,046	2.7%	592,093	581,318	1.9%	1,177,374	1,151,364	2.3%
US Airways	921,123	869,658	5.9%	924,003	888,508	4.0%	1,845,126	1,758,166	4.9%
WestJet	26,503	24,203	9.5%	27,446	24,810	10.6%	53,949	49,013	10.1%
Total	1,553,353	1,494,705	3.9%	1,565,373	1,525,427	2.6%	3,118,726	3,020,132	3.3%
GRAND TOTAL	1,944,675	1,894,601	2.6%	1,958,776	1,932,378	1.4%	3,903,451	3,826,979	2.0%

Sky Harbor International Airport - Passenger and Activity Worksheet March 2013

Airline	Enplaned Passengers				Deplaned Passengers			Freight		Mail		Landed Weight	Landings				
	Domestic	Connect	Internat'l	Total	Domestic	Internat'l	Total	Enplaned	Deplaned	Enplaned	Deplaned						
TERMINAL 2																	
Alaska Airlines	36,092			36,092	37,050		37,050	13,017	44,137			32,800,000	237				
Continental Airlines	64,801			64,801	64,944		64,944	83,671	46,503	134,692	197,531	67,402,911	476				
Great Lakes Aviation	601			601	625		625	209	169			2,093,000	130				
United Airlines	42,877			42,877	42,267		42,267	24,573	35,599	94,737	105,716	48,179,400	420				
Subtotal Terminal 2	144,371			144,371	144,886		144,886	121,470	126,408	229,429	303,247	150,475,311	1,263				
TERMINAL 3																	
American Airlines	73,012			73,012	72,012		72,012	3,085	34,130			71,308,500	637				
Delta Air Lines	130,232			130,232	132,322		132,322	19,539	167,388	283,428	349,146	145,510,600	934				
Frontier Airlines	23,612			23,612	23,716		23,716	7,856	24,491			24,693,620	191				
Hawaiian Airlines	7,554			7,554	7,718		7,718	118,417	44,375			9,520,000	31				
jetBlue Airways	8,305			8,305	8,289		8,289					8,804,000	62				
MN Airlines dba Sun Country	4,236			4,236	4,460		4,460				79,395	4,234,000	29				
Subtotal Terminal 3	246,951			246,951	248,517		248,517	148,897	270,384	283,428	428,541	264,070,720	1,884				
TERMINAL 4																	
Aerovias de Mexico dba Aeromexico			859	859		974	974					1,276,470	30				
Air Canada			11,408	11,408		11,155	11,155	4,988	271	3,273	801	11,733,000	93				
AirTran Airways																	
British Airways			8,179	8,179		9,702	9,702	475,836	407,570			19,488,832	31				
Southwest Airlines	456,969	128,312		585,281	592,093		592,093	1,340,618	1,542,148			643,922,000	5,134				
US Airways	477,660	354,262	89,201	921,123	847,918	76,085	924,003	1,998,633	1,768,721	2,616,602	2,801,734	1,050,750,100	8,684				
WestJet	26,503			26,503	27,446		27,446					26,980,800	195				
Subtotal Terminal 4	961,132	482,574	109,647	1,553,353	1,467,457	97,916	1,565,373	3,820,075	3,718,710	2,619,875	2,802,535	1,754,151,202	14,167				
Total Passenger Airlines	1,352,454	482,574	109,647	1,944,675	1,860,860	97,916	1,958,776	4,090,442	4,115,502	3,132,732	3,534,323	2,168,697,233	17,314				
AIR CARGO (SOUTH)																	
Federal Express								11,651,001	10,422,274			53,136,400	130				
United Parcel Service								5,597,918	5,546,215	35,640	183,016	35,255,840	113				
Subtotal Air Cargo (South)								17,248,919	15,968,489	35,640	183,016	88,392,240	243				
AIR CARGO (WEST)																	
ABX Air								1,520,078	1,613,569			11,795,000	43				
Airnet Systems								10,194	9,925			449,300	40				
Ameriflight								412,807	407,232			4,145,386	313				
Empire Airlines								134,072	94,769			858,500	101				
IFL Group								107,353	250,638			1,044,000	18				
Subtotal Air Cargo (West)								2,184,504	2,376,133			18,292,186	515				
Total Cargo Airlines								19,433,423	18,344,622	35,640	183,016	106,684,426	758				
Grand Total	1,352,454	482,574	109,647	1,944,675	1,860,860	97,916	1,958,776	23,523,865	22,460,124	3,168,372	3,717,339	2,275,381,659	18,072				
Total All Passengers:	3,903,451							Total Air Cargo in Tons:	11,762	+	11,230	+	1,584	+	1,859	=	26,435

Sky Harbor International Airport - Passenger and Activity Worksheet March 2012

Airline	Enplaned Passengers				Deplaned Passengers			Freight		Mail		Landed Weight	Landings					
	Domestic	Connect	Internat'l	Total	Domestic	Internat'l	Total	Enplaned	Deplaned	Enplaned	Deplaned							
TERMINAL 2																		
Alaska Airlines	38,629			38,629	40,397		40,397	8,331	45,968			37,453,500	276					
Continental Airlines	54,507			54,507	55,662		55,662	58,704	44,256	101,570	281,544	55,597,900	391					
Great Lakes Aviation	499			499	527		527	205	171			2,688,700	167					
United Airlines	53,148			53,148	52,536		52,536	7,421	34,095	82,736	235,421	62,789,261	510					
Subtotal Terminal 2	146,783			146,783	149,122		149,122	74,661	124,490	184,306	516,965	158,529,361	1,344					
TERMINAL 3																		
American Airlines	71,557			71,557	72,615		72,615	7,847	91,393			68,035,280	618					
Delta Air Lines	136,208			136,208	139,102		139,102	36,884	201,438	126,077	231,689	150,395,000	956					
Frontier Airlines	21,592			21,592	23,328		23,328	6,261	40,571			23,306,935	177					
Hawaiian Airlines	7,240			7,240	6,367		6,367	109,841	34,477			9,645,000	31					
jetBlue Airways	12,054			12,054	11,739		11,739					12,496,000	88					
MN Airlines dba Sun Country	4,462			4,462	4,678		4,678			42,452	62,237	4,588,000	32					
Subtotal Terminal 3	253,113			253,113	257,829		257,829	160,833	367,879	168,529	293,926	268,466,215	1,902					
TERMINAL 4																		
Aerovias de Mexico dba Aeromexico			1,003	1,003		1,095	1,095					1,319,019	31					
Air Canada			10,514	10,514		10,584	10,584	6,700	5,669	293	749	11,539,600	94					
AirTran Airways	10,703			10,703	11,373		11,373					11,648,000	91					
British Airways			8,578	8,578		7,739	7,739	373,743	386,423			16,974,144	27					
Southwest Airlines	457,326	112,720		570,046	581,318		581,318	1,675,268	1,427,443			656,138,000	5,332					
US Airways	433,612	361,142	74,904	869,658	811,973	76,535	888,508	1,937,208	1,904,918	3,028,886	3,062,228	1,049,254,700	8,895					
WestJet			24,203	24,203		24,810	24,810					25,849,500	192					
Subtotal Terminal 4	901,641	473,862	119,202	1,494,705	1,404,664	120,763	1,525,427	3,992,919	3,724,453	3,029,179	3,062,977	1,772,722,963	14,662					
Total Passenger Airlines	1,301,537	473,862	119,202	1,894,601	1,811,615	120,763	1,932,378	4,228,413	4,216,822	3,382,014	3,873,868	2,199,718,539	17,908					
AIR CARGO (SOUTH)																		
Federal Express								10,445,253	10,944,390			52,320,800	129					
United Parcel Service								6,115,399	5,914,441	43,000	187,590	35,639,260	120					
Subtotal Air Cargo (South)								16,560,652	16,858,831	43,000	187,590	87,960,060	249					
AIR CARGO (WEST)																		
ABX Air								595,586	677,418			4,102,000	15					
Airnet Systems								22,429	36,121			476,400	40					
Ameriflight								523,933	476,174			4,966,468	374					
DHL Express/Atlas Air								1,922,438				8,160,000	30					
Empire Airlines								125,364	129,301			901,000	106					
IFL Group								26,766	38,585			290,000	5					
Subtotal Air Cargo (West)								3,216,516	1,357,599			18,895,868	570					
Total Cargo Airlines								19,777,168	18,216,430	43,000	187,590	106,855,928	819					
Grand Total	1,301,537	473,862	119,202	1,894,601	1,811,615	120,763	1,932,378	24,005,581	22,433,252	3,425,014	4,061,458	2,306,574,467	18,727					
Total All Passengers:	3,826,979							Total Air Cargo in Tons:		12,003	+	11,217	+	1,713	+	2,031	=	26,963

Sky Harbor International Airport - Enplaned Passengers by Carrier
Fiscal Year 2012/13

Airline	Jul	Aug	Sep	Oct	Nov	Dec	Jan	Feb	Mar	Apr	May	Jun	Total
TERMINAL 2													
Alaska Airlines	23,123	22,509	19,600	24,167	27,516	28,039	28,877	27,716	36,092				237,639
Continental Airlines	46,177	44,858	38,365	52,211	47,664	39,142	42,170	36,543	64,801				411,931
Great Lakes Aviation	953	995	916	588	429	467	394	396	601				5,739
United Airlines	28,896	30,522	29,026	32,339	33,462	37,420	40,524	43,162	42,877				318,228
Total	99,149	98,884	87,907	109,305	109,071	105,068	111,965	107,817	144,371				973,537
TERMINAL 3													
American Airlines	45,983	42,785	48,500	54,203	56,422	63,376	64,504	62,167	73,012				510,952
Delta Air Lines	105,341	100,537	84,651	100,401	96,324	91,823	94,082	96,872	130,232				900,263
Frontier Airlines	16,336	15,933	16,342	18,651	19,656	19,486	19,448	18,691	23,612				168,155
Hawaiian Airlines	7,135	6,698	6,721	7,414	6,952	7,559	7,249	6,309	7,554				63,591
jetBlue Airways	7,895	8,216	6,508	7,379	7,508	7,475	6,846	6,261	8,305				66,393
MN Airlines dba Sun Country		63		1,611	2,349	2,887	2,784	3,172	4,236				17,102
Total	182,690	174,232	162,722	189,659	189,211	192,606	194,913	193,472	246,951				1,726,456
TERMINAL 4													
Aerovias de Mexico dba Aeromexico	1,286	979	898	1,160	1,103	1,175	1,095	751	859				9,306
Air Canada	3,472	3,453	3,408	5,341	8,334	8,287	8,608	8,904	11,408				61,215
AirTran Airways	6,053	7,393	6,302	3,953	3,699	3,588	530						31,518
British Airways	6,721	7,776	8,212	7,556	6,173	6,350	6,981	5,068	8,179				63,016
Southwest Airlines	574,693	539,737	456,575	523,098	500,589	491,821	477,007	465,483	585,281				4,614,284
US Airways	899,210	853,264	731,072	824,507	811,853	813,314	786,034	714,822	921,123				7,355,199
WestJet	3,643	3,626	3,357	6,891	19,764	20,012	21,824	23,229	26,503				128,849
Total	1,495,078	1,416,228	1,209,824	1,372,506	1,351,515	1,344,547	1,302,079	1,218,257	1,553,353				12,263,387
GRAND TOTAL	1,776,917	1,689,344	1,460,453	1,671,470	1,649,797	1,642,221	1,608,957	1,519,546	1,944,675				14,963,380

Sky Harbor International Airport - Deplaned Passengers by Carrier
Fiscal Year 2012/13

Airline	Jul	Aug	Sep	Oct	Nov	Dec	Jan	Feb	Mar	Apr	May	Jun	Total
TERMINAL 2													
Alaska Airlines	22,492	21,841	21,217	25,820	28,041	27,743	30,441	28,669	37,050				243,314
Continental Airlines	47,326	45,056	38,830	54,598	47,594	40,089	41,930	37,234	64,944				417,601
Great Lakes Aviation	993	1,117	836	608	501	473	459	382	625				5,994
United Airlines	29,062	30,673	31,172	32,717	33,051	36,990	39,446	42,450	42,267				317,828
Total	99,873	98,687	92,055	113,743	109,187	105,295	112,276	108,735	144,886				984,737
TERMINAL 3													
American Airlines	49,898	43,841	51,290	55,839	55,973	65,604	66,755	63,943	72,012				525,155
Delta Air Lines	108,490	104,012	89,156	103,788	98,037	96,167	98,562	98,878	132,322				929,412
Frontier Airlines	17,117	16,284	17,380	20,161	19,828	19,706	20,383	19,044	23,716				173,619
Hawaiian Airlines	7,090	7,332	6,864	7,450	7,054	7,202	7,470	6,489	7,718				64,669
jetBlue Airways	8,229	8,349	6,948	7,642	7,736	7,599	7,093	6,628	8,289				68,513
MN Airlines dba Sun Country		69		2,103	2,691	2,891	3,589	3,916	4,460				19,719
Total	190,824	179,887	171,638	196,983	191,319	199,169	203,852	198,898	248,517				1,781,087
TERMINAL 4													
Aerovias de Mexico dba Aeromexico	1,393	1,033	894	1,004	1,030	1,009	1,191	714	974				9,242
Air Canada	3,301	3,425	3,087	5,336	8,676	8,942	9,000	9,596	11,155				62,518
AirTran Airways	6,816	7,758	6,590	4,021	3,800	3,627	504						33,116
British Airways	9,024	8,314	8,517	8,514	6,663	7,262	7,676	6,411	9,702				72,083
Southwest Airlines	580,963	537,224	463,352	530,628	494,704	491,794	482,367	467,815	592,093				4,640,940
US Airways	903,033	867,697	742,566	834,659	816,868	912,649	792,160	723,474	924,003				7,517,109
WestJet	3,802	3,854	3,701	8,382	21,397	21,704	23,128	24,809	27,446				138,223
Total	1,508,332	1,429,305	1,228,707	1,392,544	1,353,138	1,446,987	1,316,026	1,232,819	1,565,373				12,473,231
GRAND TOTAL	1,799,029	1,707,879	1,492,400	1,703,270	1,653,644	1,751,451	1,632,154	1,540,452	1,958,776				15,239,055

Sky Harbor International Airport - Total Passengers by Carrier
Fiscal Year 2012/13

Airline	Jul	Aug	Sep	Oct	Nov	Dec	Jan	Feb	Mar	Apr	May	Jun	Total
TERMINAL 2													
Alaska Airlines	45,615	44,350	40,817	49,987	55,557	55,782	59,318	56,385	73,142				480,953
Continental Airlines	93,503	89,914	77,195	106,809	95,258	79,231	84,100	73,777	129,745				829,532
Great Lakes Aviation	1,946	2,112	1,752	1,196	930	940	853	778	1,226				11,733
United Airlines	57,958	61,195	60,198	65,056	66,513	74,410	79,970	85,612	85,144				636,056
Total	199,022	197,571	179,962	223,048	218,258	210,363	224,241	216,552	289,257				1,958,274
TERMINAL 3													
American Airlines	95,881	86,626	99,790	110,042	112,395	128,980	131,259	126,110	145,024				1,036,107
Delta Air Lines	213,831	204,549	173,807	204,189	194,361	187,990	192,644	195,750	262,554				1,829,675
Frontier Airlines	33,453	32,217	33,722	38,812	39,484	39,192	39,831	37,735	47,328				341,774
Hawaiian Airlines	14,225	14,030	13,585	14,864	14,006	14,761	14,719	12,798	15,272				128,260
jetBlue Airways	16,124	16,565	13,456	15,021	15,244	15,074	13,939	12,889	16,594				134,906
MN Airlines dba Sun Country		132		3,714	5,040	5,778	6,373	7,088	8,696				36,821
Total	373,514	354,119	334,360	386,642	380,530	391,775	398,765	392,370	495,468				3,507,543
TERMINAL 4													
Aerovias de Mexico dba Aeromexico	2,679	2,012	1,792	2,164	2,133	2,184	2,286	1,465	1,833				18,548
AirTran Airways	12,869	15,151	12,892	7,974	7,499	7,215	1,034						64,634
Air Canada	6,773	6,878	6,495	10,677	17,010	17,229	17,608	18,500	22,563				123,733
British Airways	15,745	16,090	16,729	16,070	12,836	13,612	14,657	11,479	17,881				135,099
Southwest Airlines	1,155,656	1,076,961	919,927	1,053,726	995,293	983,615	959,374	933,298	1,177,374				9,255,224
US Airways	1,802,243	1,720,961	1,473,638	1,659,166	1,628,721	1,725,963	1,578,194	1,438,296	1,845,126				14,872,308
WestJet	7,445	7,480	7,058	15,273	41,161	41,716	44,952	48,038	53,949				267,072
Total	3,003,410	2,845,533	2,438,531	2,765,050	2,704,653	2,791,534	2,618,105	2,451,076	3,118,726				24,736,618
GRAND TOTAL	3,575,946	3,397,223	2,952,853	3,374,740	3,303,441	3,393,672	3,241,111	3,059,998	3,903,451				30,202,435

Sky Harbor International Airport - Enplaned Passengers by Carrier
Calendar Year 2013

Airline	Jan	Feb	Mar	Apr	May	Jun	Jul	Aug	Sep	Oct	Nov	Dec	Total
TERMINAL 2													
Alaska Airlines	28,877	27,716	36,092										92,685
Continental Airlines	42,170	36,543	64,801										143,514
Great Lakes Aviation	394	396	601										1,391
United Airlines	40,524	43,162	42,877										126,563
Total	111,965	107,817	144,371										364,153
TERMINAL 3													
American Airlines	64,504	62,167	73,012										199,683
Delta Air Lines	94,082	96,872	130,232										321,186
Frontier Airlines	19,448	18,691	23,612										61,751
Hawaiian Airlines	7,249	6,309	7,554										21,112
jetBlue Airways	6,846	6,261	8,305										21,412
MN Airlines dba Sun Country	2,784	3,172	4,236										10,192
Total	194,913	193,472	246,951										635,336
TERMINAL 4													
Aerovias de Mexico dba Aeromexico	1,095	751	859										2,705
Air Canada	8,608	8,904	11,408										28,920
AirTran Airways	530												530
British Airways	6,981	5,068	8,179										20,228
Southwest Airlines	477,007	465,483	585,281										1,527,771
US Airways	786,034	714,822	921,123										2,421,979
WestJet	21,824	23,229	26,503										71,556
Total	1,302,079	1,218,257	1,553,353										4,073,689
GRAND TOTAL	1,608,957	1,519,546	1,944,675										5,073,178

Sky Harbor International Airport - Deplaned Passengers by Carrier
Calendar Year 2013

Airline	Jan	Feb	Mar	Apr	May	Jun	Jul	Aug	Sep	Oct	Nov	Dec	Total
TERMINAL 2													
Alaska Airlines	30,441	28,669	37,050										96,160
Continental Airlines	41,930	37,234	64,944										144,108
Great Lakes Aviation	459	382	625										1,466
United Airlines	39,446	42,450	42,267										124,163
Total	112,276	108,735	144,886										365,897
TERMINAL 3													
American Airlines	66,755	63,943	72,012										202,710
Delta Air Lines	98,562	98,878	132,322										329,762
Frontier Airlines	20,383	19,044	23,716										63,143
Hawaiian Airlines	7,470	6,489	7,718										21,677
jetBlue Airways	7,093	6,628	8,289										22,010
MN Airlines dba Sun Country	3,589	3,916	4,460										11,965
Total	203,852	198,898	248,517										651,267
TERMINAL 4													
Aerovias de Mexico dba Aeromexico	1,191	714	974										2,879
Air Canada	9,000	9,596	11,155										29,751
AirTran Airways	504												504
British Airways	7,676	6,411	9,702										23,789
Southwest Airlines	482,367	467,815	592,093										1,542,275
US Airways	792,160	723,474	924,003										2,439,637
WestJet	23,128	24,809	27,446										75,383
Total	1,316,026	1,232,819	1,565,373										4,114,218
GRAND TOTAL	1,632,154	1,540,452	1,958,776										5,131,382

Sky Harbor International Airport - Total Passengers by Carrier
Calendar Year 2013

Airline	Jan	Feb	Mar	Apr	May	Jun	Jul	Aug	Sep	Oct	Nov	Dec	Total
TERMINAL 2													
Alaska Airlines	59,318	56,385	73,142										188,845
Continental Airlines	84,100	73,777	129,745										287,622
Great Lakes Aviation	853	778	1,226										2,857
United Airlines	79,970	85,612	85,144										250,726
Total	224,241	216,552	289,257										730,050
TERMINAL 3													
American Airlines	131,259	126,110	145,024										402,393
Delta Air Lines	192,644	195,750	262,554										650,948
Frontier Airlines	39,831	37,735	47,328										124,894
Hawaiian Airlines	14,719	12,798	15,272										42,789
jetBlue Airways	13,939	12,889	16,594										43,422
MN Airlines dba Sun Country	6,373	7,088	8,696										22,157
Total	398,765	392,370	495,468										1,286,603
TERMINAL 4													
Aerovias de Mexico dba Aeromexico	2,286	1,465	1,833										5,584
Air Canada	17,608	18,500	22,563										58,671
AirTran Airways	1,034												1,034
British Airways	14,657	11,479	17,881										44,017
Southwest Airlines	959,374	933,298	1,177,374										3,070,046
US Airways	1,578,194	1,438,296	1,845,126										4,861,616
WestJet	44,952	48,038	53,949										146,939
Total	2,618,105	2,451,076	3,118,726										8,187,907
GRAND TOTAL	3,241,111	3,059,998	3,903,451										10,204,560

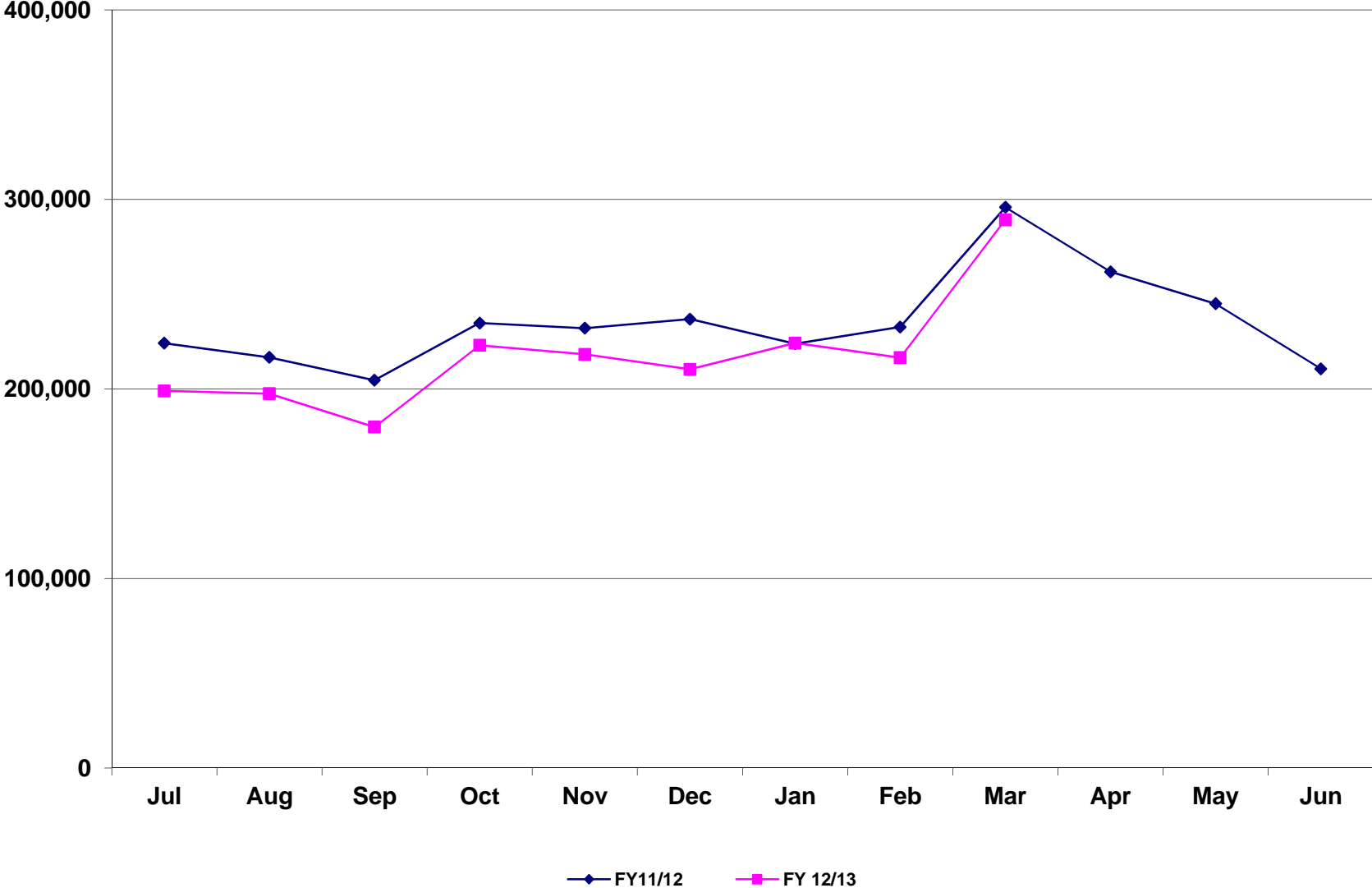
Sky Harbor International Airport
Landing Weights (in Thousands) Fiscal Year 2012/13 - All Airlines

Airline	Jul	Aug	Sep	Oct	Nov	Dec	Jan	Feb	Mar	Apr	May	Jun	Total
Aerovias de Mexico dba Aeromexico	1,319	1,234	1,276	1,319	1,276	1,319	1,362	1,191	1,276				11,572
Air Canada	4,054	4,232	4,050	5,868	10,332	11,173	10,211	9,987	11,733				71,640
AirTran Airways	7,424	10,240	11,136	3,968	3,840	3,840	512						40,960
Alaska Airlines	24,011	23,164	20,537	24,235	26,876	26,142	29,222	26,313	32,800				233,300
American Airlines	47,336	44,578	51,476	52,089	56,231	71,417	70,471	65,121	71,309				530,028
British Airways	16,974	16,345	16,345	16,345	13,202	15,717	17,603	16,345	19,489				148,365
Continental Airlines	50,759	47,836	43,702	53,557	48,279	42,719	43,572	37,788	67,403				435,615
Delta Air Lines	115,120	114,861	102,088	110,144	107,539	108,488	113,498	110,853	145,510				1,028,101
Frontier Airlines	17,660	18,491	19,127	20,709	20,992	21,477	21,819	19,748	24,694				184,717
Great Lakes Aviation	2,914	3,123	2,496	2,479	1,610	1,964	2,013	1,819	2,093				20,511
Hawaiian Airlines	9,920	9,920	9,600	9,845	9,450	9,545	9,720	8,585	9,520				86,105
jetBlue Airways	8,662	8,804	8,236	7,952	8,378	8,804	7,810	7,242	8,804				74,692
Southwest Airlines	672,708	647,468	587,962	629,630	579,066	593,788	607,958	554,618	643,922				5,517,120
United Airlines	33,802	37,606	40,094	38,756	36,840	43,247	46,375	48,333	48,179				373,232
US Airways	1,058,649	993,512	892,288	956,368	952,935	988,602	959,853	866,412	1,050,751				8,719,370
WestJet	4,005	4,005	4,022	8,731	24,484	26,162	26,439	24,492	26,981				149,321
Passenger	2,075,317	1,985,565	1,814,435	1,944,584	1,904,666	1,977,858	1,972,655	1,802,789	2,168,698				17,646,567
ABX Air	1,195	1,121		12,327	11,424	10,336	11,446	11,067	11,795				70,711
Airnet Systems	441	477	455	577	446	429	431	474	449				4,179
Ameriflight	4,227	4,724	4,177	4,529	4,106	3,833	4,077	3,607	4,145				37,425
Atlas Air	10,336	11,424	10,608										32,368
Empire Airlines	731	833	731	850	910	893	961	808	859				7,576
Federal Express	46,170	50,986	44,268	51,857	55,458	89,309	56,523	47,641	53,136				495,348
IFL Group	1,218	1,334	1,130	1,392	1,508	1,160	1,218	1,218	1,044				11,222
United Parcel Service	32,490	37,309	32,712	35,570	44,945	69,964	34,814	32,006	35,256				355,066
Cargo	96,808	108,208	94,081	107,102	118,797	175,924	109,470	96,821	106,684				1,013,895
Grand Total	2,172,125	2,093,773	1,908,516	2,051,686	2,023,463	2,153,782	2,082,125	1,899,610	2,275,382				18,660,462

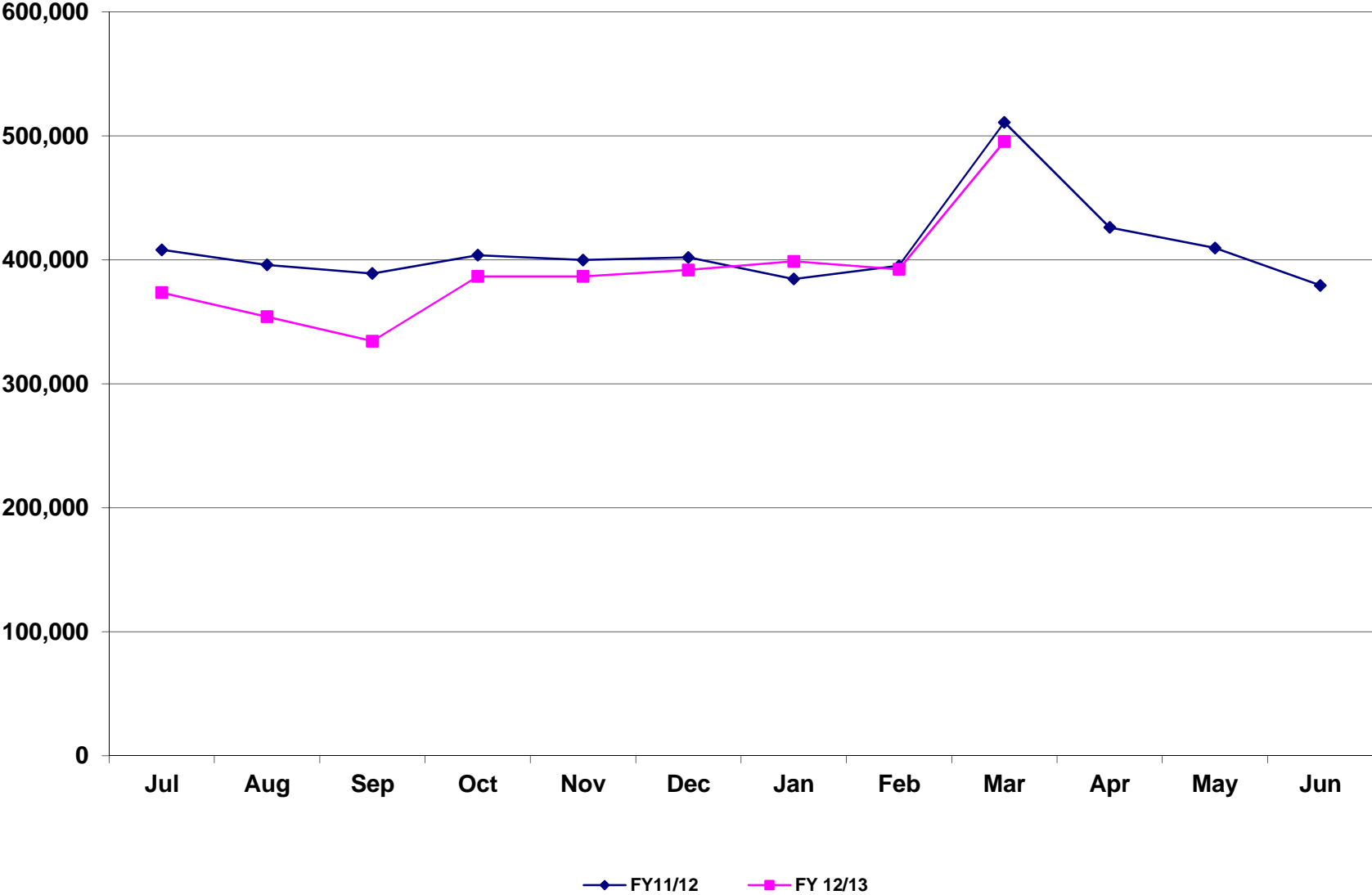
Sky Harbor International Airport
Landing Weights (in Thousands) Fiscal Year 2012/13 - Rates & Charges Airlines

Airline	Jul	Aug	Sep	Oct	Nov	Dec	Jan	Feb	Mar	Apr	May	Jun	Total
Aerovias de Mexico dba Aeromexico	1,319	1,234	1,276	1,319	1,276	1,319	1,362	1,191	1,276				11,572
Air Canada	4,054	4,232	4,050	5,868	10,332	11,173	10,211	9,987	11,733				71,640
AirTran Airways	7,424	10,240	11,136	3,968	3,840	3,840	512						40,960
Alaska Airlines	24,011	23,164	20,537	24,235	26,876	26,142	29,222	26,313	32,800				233,300
American Airlines	47,336	44,578	51,476	52,089	56,231	71,417	70,471	65,121	71,309				530,028
British Airways	16,974	16,345	16,345	16,345	13,202	15,717	17,603	16,345	19,489				148,365
Continental Airlines	50,759	47,836	43,702	53,557	48,279	42,719	43,572	37,788	67,403				435,615
Delta Air Lines	115,120	114,861	102,088	110,144	107,539	108,488	113,498	110,853	145,510				1,028,101
Frontier Airlines	17,660	18,491	19,127	20,709	20,992	21,477	21,819	19,748	24,694				184,717
Great Lakes Aviation	2,914	3,123	2,496	2,479	1,610	1,964	2,013	1,819	2,093				20,511
Hawaiian Airlines	9,920	9,920	9,600	9,845	9,450	9,545	9,720	8,585	9,520				86,105
jetBlue Airways	8,662	8,804	8,236	7,952	8,378	8,804	7,810	7,242	8,804				74,692
MN Airlines dba Sun Country		146		2,589	3,336	3,454	4,217	3,942	4,234				21,918
Southwest Airlines	672,708	647,468	587,962	629,630	579,066	593,788	607,958	554,618	643,922				5,517,120
United Airlines	33,802	37,606	40,094	38,756	36,840	43,247	46,375	48,333	48,179				373,232
US Airways	1,058,649	993,512	892,288	956,368	952,935	988,602	959,853	866,412	1,050,751				8,719,370
WestJet	4,005	4,005	4,022	8,731	24,484	26,162	26,439	24,492	26,981				149,321
Passenger	2,075,317	1,985,565	1,814,435	1,944,584	1,904,666	1,977,858	1,972,655	1,802,789	2,168,698				17,646,567
ABX Air	1,195	1,121		12,327	11,424	10,336	11,446	11,067	11,795				70,711
Atlas Air	10,336	11,424	10,608										32,368
Federal Express	46,170	50,986	44,268	51,857	55,458	89,309	56,523	47,641	53,136				495,348
IFL Group	1,218	1,334	1,130	1,392	1,508	1,160	1,218	1,218	1,044				11,222
United Parcel Service	32,490	37,309	32,712	35,570	44,945	69,964	34,814	32,006	35,256				355,066
Cargo	91,409	102,174	88,718	101,146	113,335	170,769	104,001	91,932	101,231				964,715
Grand Total	2,166,726	2,087,739	1,903,153	2,045,730	2,018,001	2,148,627	2,076,656	1,894,721	2,269,929				18,611,282

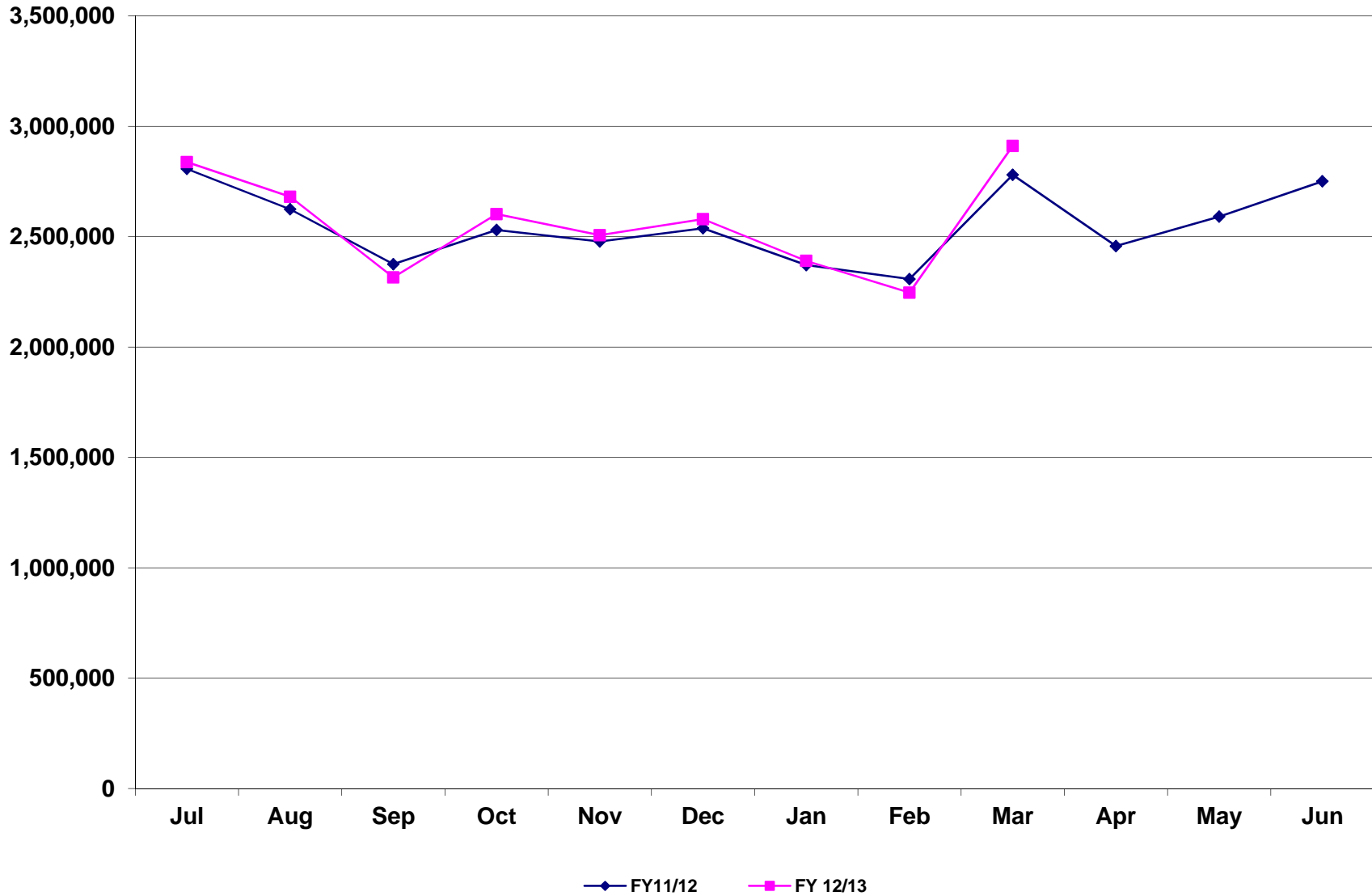
Phoenix Sky Harbor International Airport
Domestic Enplaned/Deplaned Passengers Terminal 2
March 2013



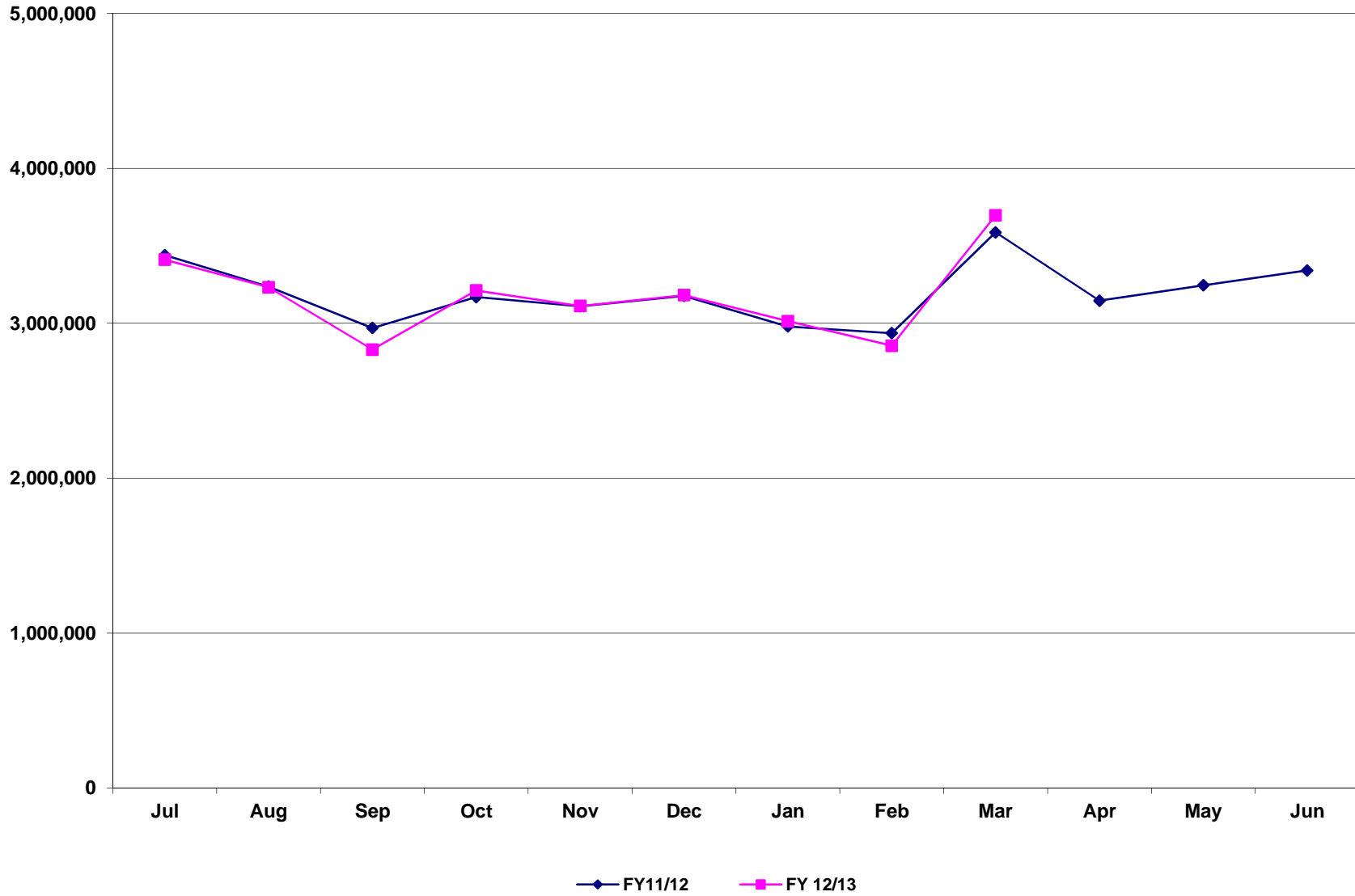
Phoenix Sky Harbor International Airport
Domestic Enplaned/Deplaned Passengers Terminal 3
March 2013



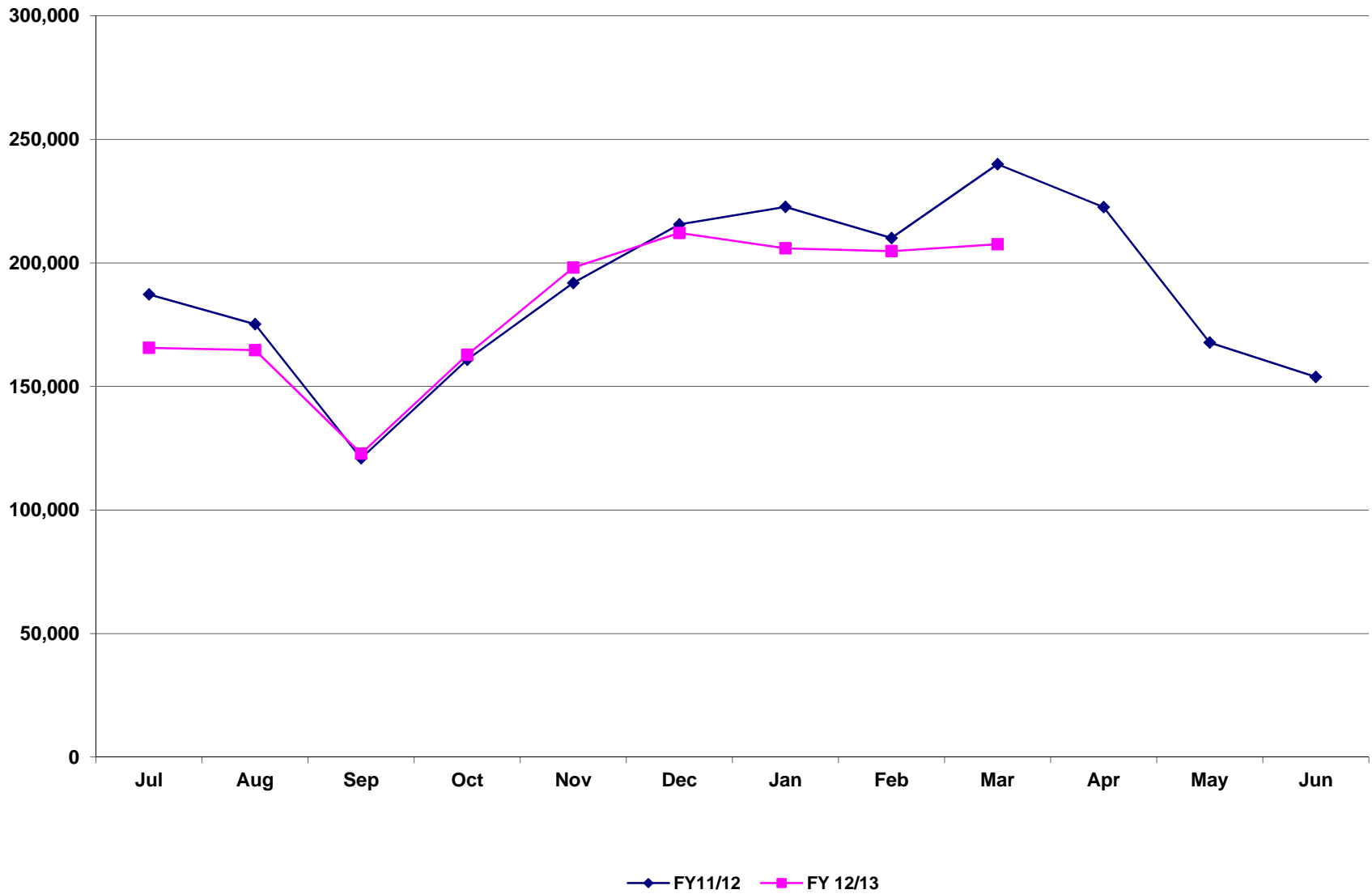
Phoenix Sky Harbor International Airport
Domestic Enplaned/Deplaned Passengers Terminal 4
March 2013



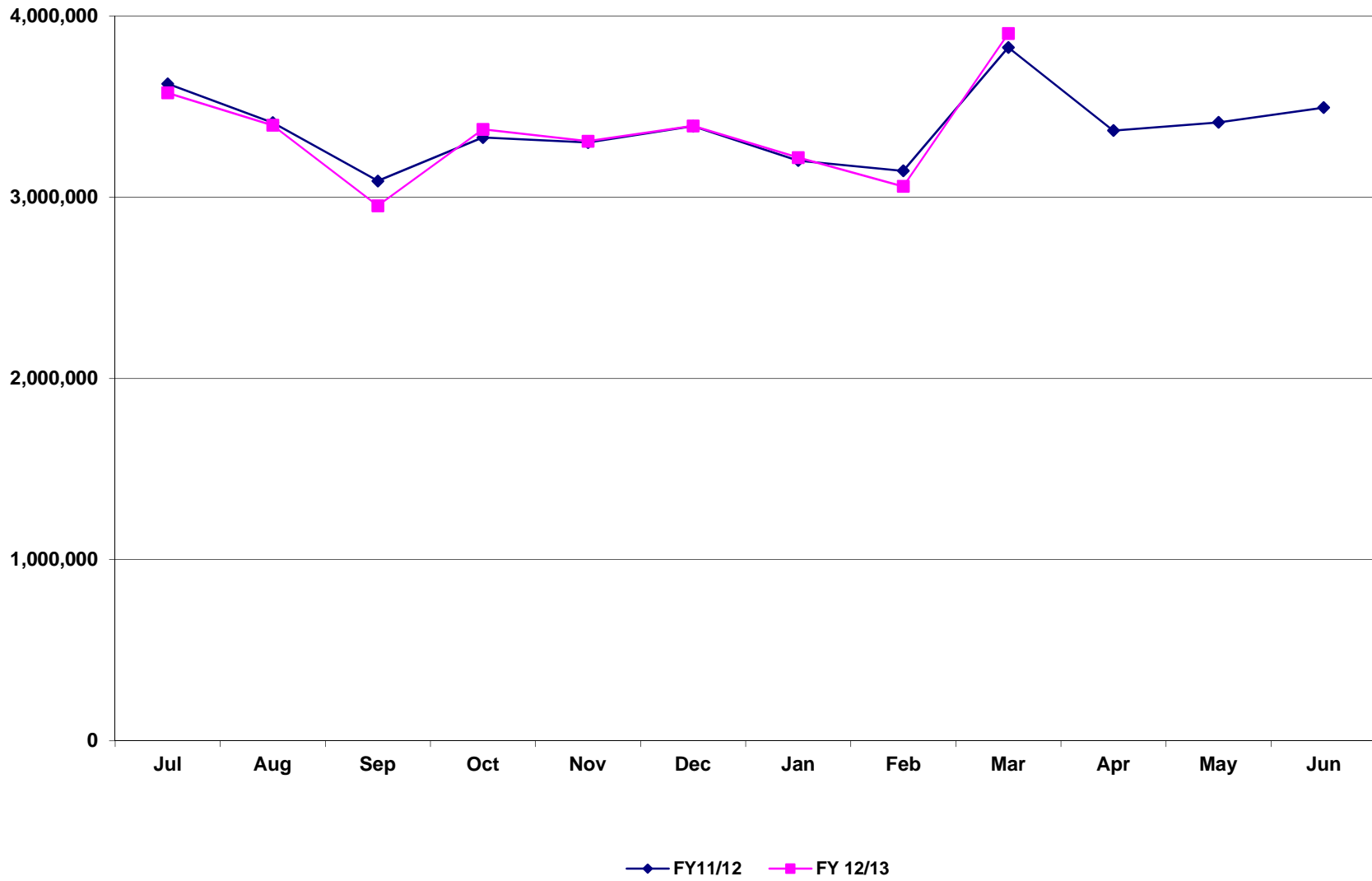
Phoenix Sky Harbor International Airport
Total Domestic Enplaned/Deplaned Passengers
March 2013



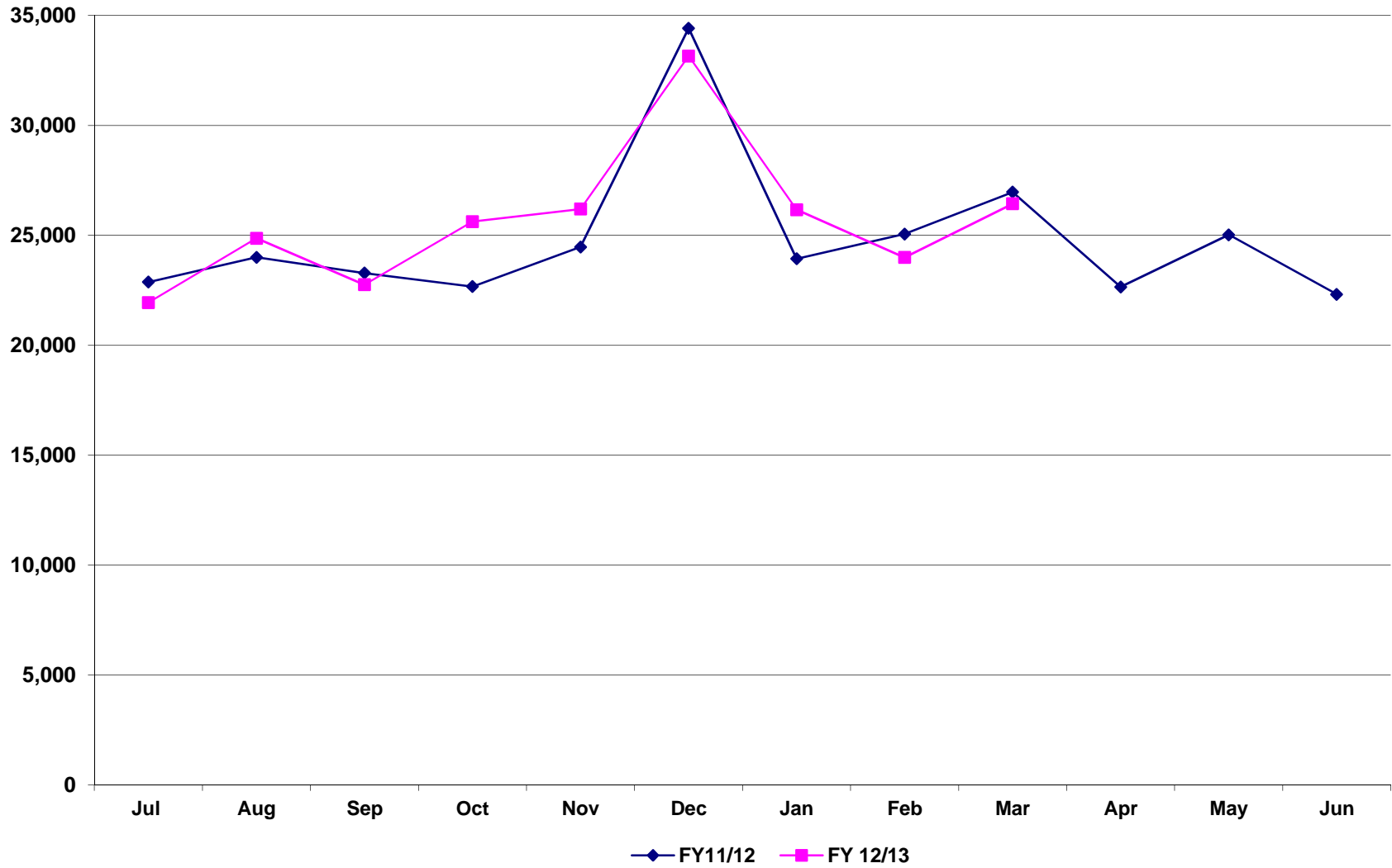
Phoenix Sky Harbor International Airport
Total International Enplaned/Deplaned Passengers
March 2013



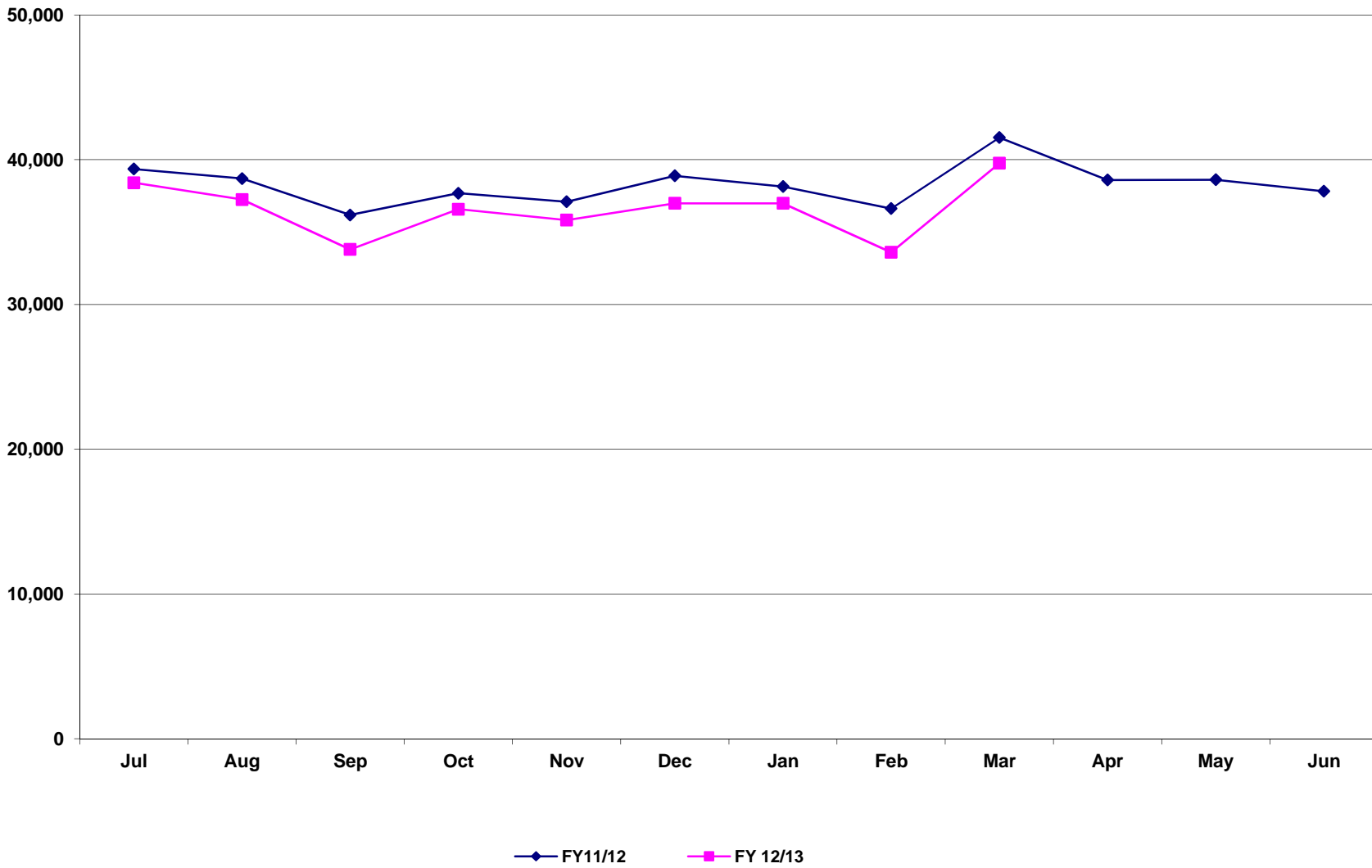
Phoenix Sky Harbor International Airport
Total Enplaned/Deplaned Passengers
March 2013



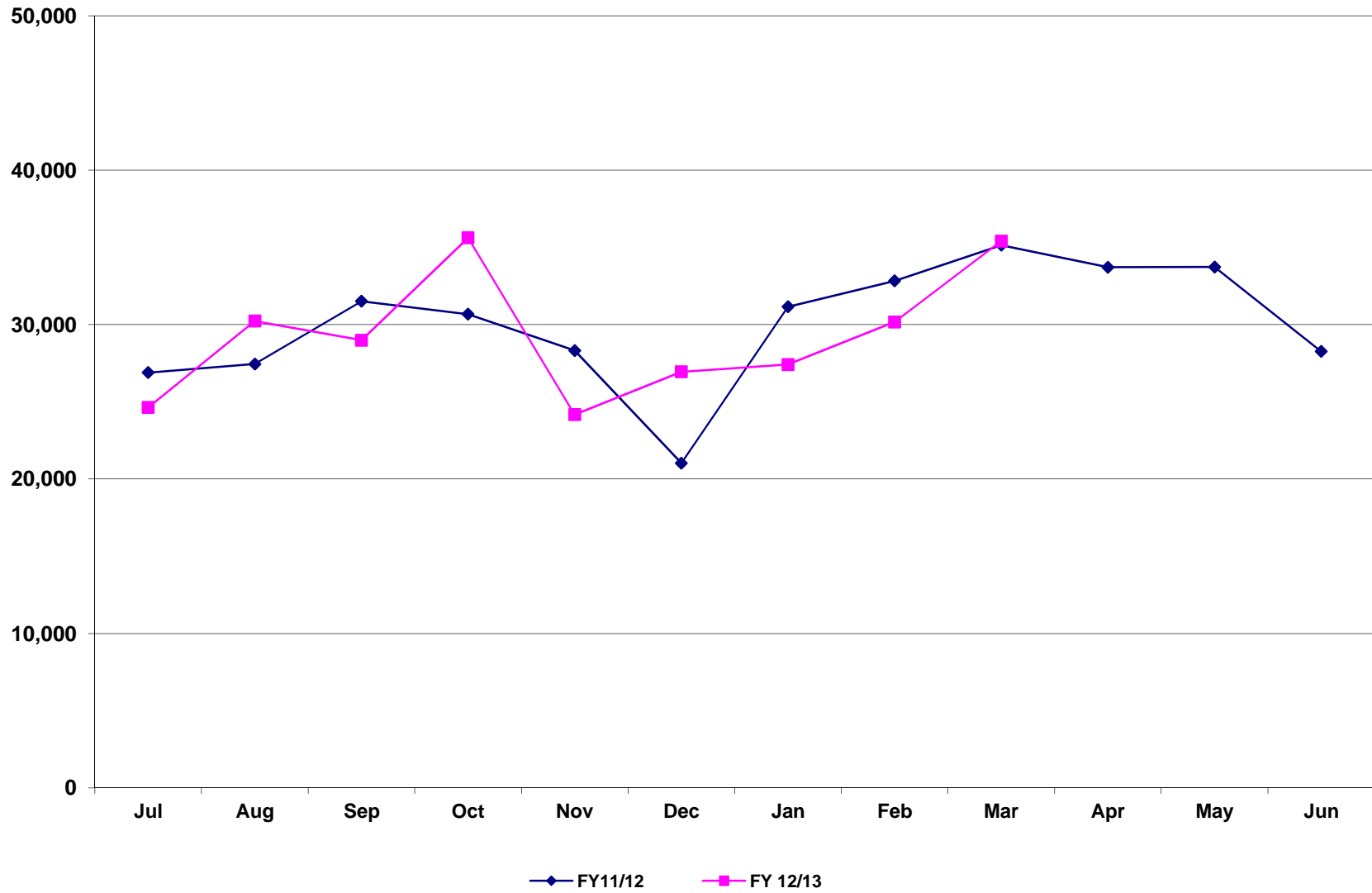
Phoenix Sky Harbor International Airport
Total Enplaned/Deplaned Cargo (Tons)
March 2013



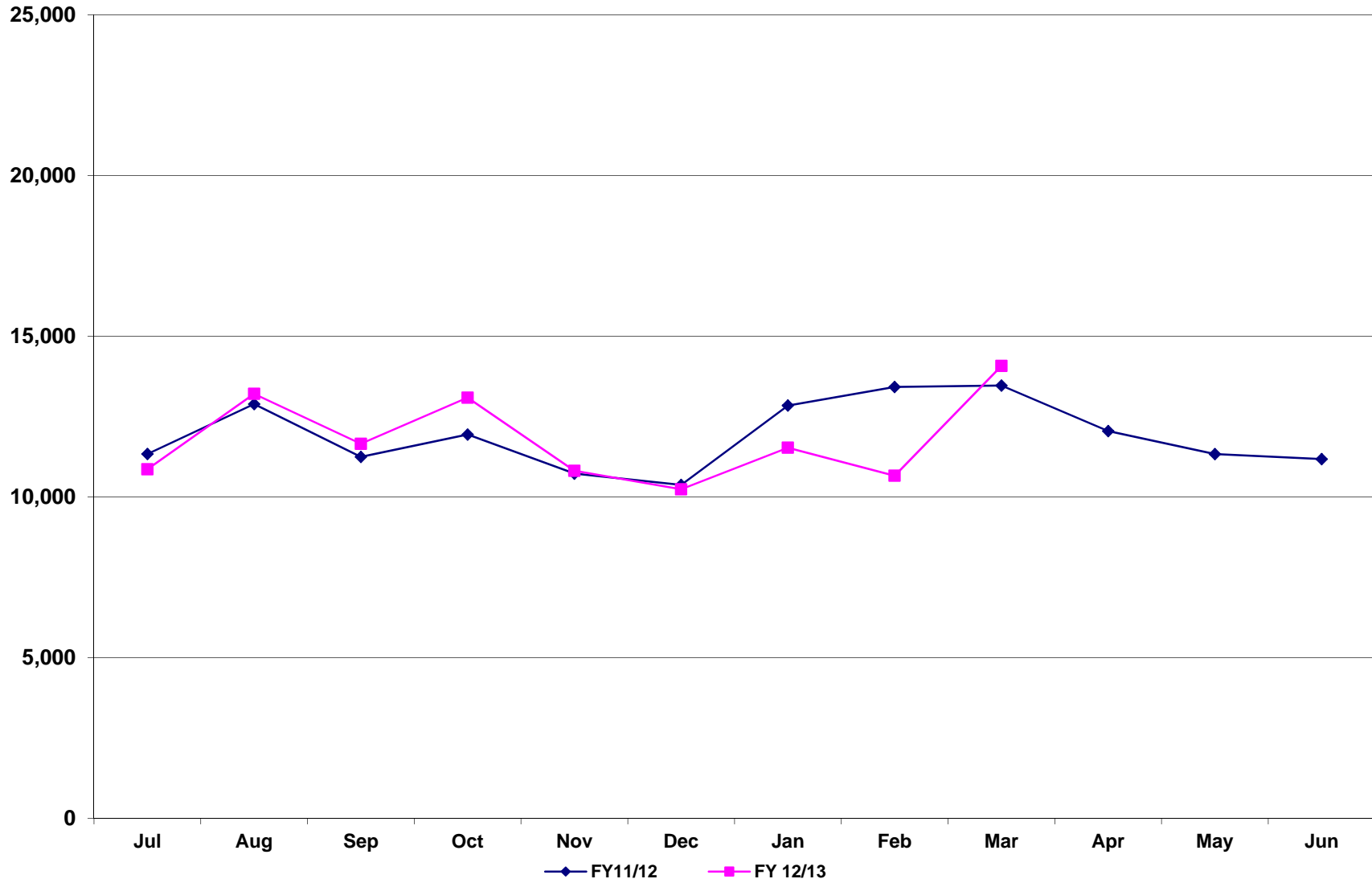
Phoenix Sky Harbor International Airport
Aircraft Operations
March 2013



Deer Valley Airport
Aircraft Operations
March 2013



Goodyear Airport
Aircraft Operations
March 2013



**City of Phoenix Aviation Department
Sky Harbor International Airport
Financial Management Division
Monthly Statistical Reports – April 2013
Table of Contents**

Reports:

- 1 Passengers, Cargo, and Aircraft Operations
- 2 Passenger Activity Report
- 3 Passenger and Activity Worksheet April 2013
- 4 Passenger and Activity Worksheet April 2012
- 5 Enplaned Passengers by Carrier for Fiscal Year 2012/13
- 6 Deplaned Passengers by Carrier for Fiscal Year 2012/13
- 7 Total Passengers by Carrier for Fiscal Year 2012/13
- 8 Enplaned Passengers by Carrier for Calendar Year 2013
- 9 Deplaned Passengers by Carrier for Calendar Year 2013
- 10 Total Passengers by Carrier for Calendar Year 2013
- 11 Airline Landing Weights – All Airlines for Fiscal Year 2012/13
- 12 Airline Landing Weights – Rates & Charges Airlines Only for Fiscal Year 2012/13

Graphs:

- 1 Domestic Enplaned / Deplaned Passengers Terminal 2
- 2 Domestic Enplaned / Deplaned Passengers Terminal 3
- 3 Domestic Enplaned / Deplaned Passengers Terminal 4
- 4 Total Domestic Enplaned / Deplaned Passengers
- 5 Total International Enplaned / Deplaned Passengers
- 6 Total Enplaned / Deplaned Passengers
- 7 Total Enplaned / Deplaned Cargo (in Tons)
- 8 Sky Harbor International Airport Aircraft Operations
- 9 Deer Valley Airport Aircraft Operations
- 10 Goodyear Airport Aircraft Operations

PASSENGERS, CARGO, AND AIRCRAFT OPERATIONS AT PHOENIX AIRPORTS: April 2013

April	2013	2012	%Chg	Fiscal YTD 2012/13	Fiscal YTD 2011/2012	%Chg	Calendar YTD 2013	Calendar YTD 2012	%Chg
PASSENGERS									
T2	128,207	136,483	-6.1%	1,101,744	1,177,278	-6.4%	492,360	508,768	-3.2%
T3	217,075	219,005	-0.9%	1,943,531	2,040,596	-4.8%	852,411	855,601	-0.4%
T4	1,290,336	1,257,457	2.6%	12,724,952	12,586,870	1.1%	5,041,372	4,971,559	1.4%
International	114,544	115,367	-0.7%	943,315	979,961	-3.7%	437,197	450,043	-2.9%
Total Enplaned	1,750,162	1,728,312	1.3%	16,713,542	16,784,705	-0.4%	6,823,340	6,785,971	0.6%
T2	118,220	125,330	-5.7%	1,102,957	1,186,205	-7.0%	484,117	505,529	-4.2%
T3	204,683	207,110	-1.2%	1,985,770	2,074,642	-4.3%	855,950	861,174	-0.6%
T4	1,226,823	1,199,996	2.2%	12,862,563	12,683,260	1.4%	5,023,648	4,945,445	1.6%
International	105,130	107,209	-1.9%	942,621	969,196	-2.7%	422,523	445,258	-5.1%
Total Deplaned	1,654,856	1,639,645	0.9%	16,893,911	16,913,303	-0.1%	6,786,238	6,757,406	0.4%
Total	3,405,018	3,367,957	1.1%	33,607,453	33,698,008	-0.3%	13,609,578	13,543,377	0.5%
CARGO									
Freight enplaned	10,895	10,217	6.6%	114,764	109,911	4.4%	44,738	43,146	3.7%
Freight deplaned	10,434	9,373	11.3%	110,918	107,090	3.6%	43,726	41,096	6.4%
Total Freight	21,329	19,590	8.9%	225,682	217,001	4.0%	88,464	84,242	5.0%
Mail enplaned	1,319	1,376	-4.1%	13,556	17,661	-23.2%	5,600	6,878	-18.6%
Mail deplaned	1,550	1,682	-7.8%	16,087	15,661	2.7%	6,726	7,480	-10.1%
Total Mail	2,869	3,058	-6.2%	29,643	33,322	-11.0%	12,326	14,358	-14.2%
Total (Tons)	24,198	22,648	6.8%	255,325	250,323	2.0%	100,790	98,600	2.2%
AIRCRAFT OPERATIONS									
Air Carrier/Air Taxi	35,022	36,280	-3.5%	346,232	363,147	-4.7%	138,796	145,692	-4.7%
General Aviation	1,885	2,092	-9.9%	18,023	17,488	3.1%	7,786	8,087	-3.7%
Military	237	225	5.3%	2,104	2,176	-3.3%	908	1,117	-18.7%
Sky Harbor International	37,144	38,597	-3.8%	366,359	382,811	-4.3%	147,490	154,896	-4.8%
Air Carrier/Air Taxi	378	570	-33.7%	3,607	3,724	-3.1%	1,505	2,011	-25.2%
General Aviation	31,880	33,142	-3.8%	292,199	294,749	-0.9%	123,734	130,825	-5.4%
Military	3	1	200.0%	41	259	-84.2%	15	12	25.0%
Deer Valley Airport	32,261	33,713	-4.3%	295,847	298,732	-1.0%	125,254	132,848	-5.7%
Air Carrier/Air Taxi	65	37	75.7%	697	407	71.3%	344	202	70.3%
General Aviation	11,861	11,734	1.1%	113,032	115,082	-1.8%	46,742	49,566	-5.7%
Military	399	280	42.5%	4,739	4,819	-1.7%	1,510	2,018	-25.2%
Goodyear Airport	12,325	12,051	2.3%	118,468	120,308	-1.5%	48,596	51,786	-6.2%
Total	81,730	84,361	-3.1%	780,674	801,851	-2.6%	321,340	339,530	-5.4%

Passenger Activity Report * * * Sky Harbor International Airport * * * April 2013

Airline	Enplaned Passengers			Deplaned Passengers			Total Passengers		
	2013	2012	% Chg	2013	2012	% Chg	2013	2012	% Chg
TERMINAL 2									
Alaska Airlines	33,908	36,627	-7.4%	31,098	33,374	-6.8%	65,006	70,001	-7.1%
Continental Airlines		52,626	-100.0%		50,254	-100.0%		102,880	-100.0%
Great Lakes Aviation	700	645	8.5%	678	608	11.5%	1,378	1,253	10.0%
United Airlines	93,599	46,585	100.9%	86,444	41,094	110.4%	180,043	87,679	105.3%
Total	128,207	136,483	-6.1%	118,220	125,330	-5.7%	246,427	261,813	-5.9%
TERMINAL 3									
American Airlines	57,944	58,328	-0.7%	56,204	56,232	0.0%	114,148	114,560	-0.4%
Delta Air Lines	121,970	120,877	0.9%	110,880	111,912	-0.9%	232,850	232,789	0.0%
Frontier Airlines	19,077	18,307	4.2%	20,167	18,205	10.8%	39,244	36,512	7.5%
Hawaiian Airlines	6,858	6,728	1.9%	7,324	7,110	3.0%	14,182	13,838	2.5%
jetBlue Airways	7,792	11,335	-31.3%	7,682	11,007	-30.2%	15,474	22,342	-30.7%
MN Airlines dba Sun Country	3,434	3,430	0.1%	2,426	2,644	-8.2%	5,860	6,074	-3.5%
Total	217,075	219,005	-0.9%	204,683	207,110	-1.2%	421,758	426,115	-1.0%
TERMINAL 4									
Aerovias de Mexico dba Aeromexico	884	1,010	-12.5%	673	1,066	-36.9%	1,557	2,076	-25.0%
Air Canada	9,337	10,035	-7.0%	8,593	9,227	-6.9%	17,930	19,262	-6.9%
AirTran Airways		11,396	-100.0%		9,814	-100.0%		21,210	-100.0%
British Airways	8,746	7,871	11.1%	8,717	7,959	9.5%	17,463	15,830	10.3%
Southwest Airlines	540,629	527,841	2.4%	504,657	492,992	2.4%	1,045,286	1,020,833	2.4%
US Airways	821,104	791,356	3.8%	790,858	767,166	3.1%	1,611,962	1,558,522	3.4%
WestJet	24,180	23,315	3.7%	18,455	18,981	-2.8%	42,635	42,296	0.8%
Total	1,404,880	1,372,824	2.3%	1,331,953	1,307,205	1.9%	2,736,833	2,680,029	2.1%
GRAND TOTAL	1,750,162	1,728,312	1.3%	1,654,856	1,639,645	0.9%	3,405,018	3,367,957	1.1%

Sky Harbor International Airport - Passenger and Activity Worksheet April 2013

Airline	Enplaned Passengers				Deplaned Passengers			Freight		Mail		Landed Weight	Landings
	Domestic	Connect	Internat'l	Total	Domestic	Internat'l	Total	Enplaned	Deplaned	Enplaned	Deplaned		
TERMINAL 2													
Alaska Airlines	33,908			33,908	31,098		31,098	11,713	42,362			31,693,000	238
Continental Airlines													
Great Lakes Aviation	700			700	678		678	178	195			2,495,500	155
United Airlines	93,599			93,599	86,444		86,444	108,145	82,657	194,094	206,894	98,395,408	769
Subtotal Terminal 2	128,207			128,207	118,220		118,220	120,036	125,214	194,094	206,894	132,583,908	1,162
TERMINAL 3													
American Airlines	57,944			57,944	56,204		56,204	10,985	54,397	90	9	55,717,500	516
Delta Air Lines	121,970			121,970	110,880		110,880	17,319	122,225	282,088	327,591	130,087,900	870
Frontier Airlines	19,077			19,077	20,167		20,167	4,584	21,517			19,434,586	152
Hawaiian Airlines	6,858			6,858	7,324		7,324	114,639	86,925			9,300,000	30
jetBlue Airways	7,792			7,792	7,682		7,682					8,520,000	60
MN Airlines dba Sun Country	3,434			3,434	2,426		2,426				63,878	3,757,200	27
Subtotal Terminal 3	217,075			217,075	204,683		204,683	147,527	285,064	282,178	391,478	226,817,186	1,655
TERMINAL 4													
Aerovias de Mexico dba Aeromexico			884	884		673	673					1,276,470	30
Air Canada			9,337	9,337		8,593	8,593		959	1,796	841	9,540,500	77
AirTran Airways													
British Airways			8,746	8,746		8,717	8,717	404,686	255,653			18,860,160	30
Southwest Airlines	407,103	133,526		540,629	504,657		504,657	1,226,588	1,477,756			623,724,000	4,992
US Airways	428,659	321,048	71,397	821,104	722,166	68,692	790,858	1,787,565	1,589,222	2,113,585	2,209,249	959,907,500	7,984
WestJet			24,180	24,180		18,455	18,455					24,207,600	174
Subtotal Terminal 4	835,762	454,574	114,544	1,404,880	1,226,823	105,130	1,331,953	3,418,839	3,323,590	2,115,381	2,210,090	1,637,516,230	13,287
Total Passenger Airlines	1,181,044	454,574	114,544	1,750,162	1,549,726	105,130	1,654,856	3,686,402	3,733,868	2,591,653	2,808,462	1,996,917,324	16,104
AIR CARGO (SOUTH)													
Federal Express								10,416,176	9,082,379			50,483,600	123
United Parcel Service								5,376,313	5,480,025	44,808	289,753	34,166,920	111
Subtotal Air Cargo (South)								15,792,489	14,562,404	44,808	289,753	84,650,520	234
AIR CARGO (WEST)													
ABX Air								1,665,789	1,748,218	833	874	12,001,000	44
Airnet Systems								14,370	19,310			437,100	38
Ameriflight								426,106	431,118			4,437,026	336
Empire Airlines								99,738	96,286			748,000	88
IFL Group								104,341	276,720			986,000	17
Subtotal Air Cargo (West)								2,310,344	2,571,652	833	874	18,609,126	523
Total Cargo Airlines								18,102,833	17,134,056	45,641	290,627	103,259,646	757
Grand Total	1,181,044	454,574	114,544	1,750,162	1,549,726	105,130	1,654,856	21,789,235	20,867,924	2,637,294	3,099,089	2,100,176,970	16,861
Total All Passengers:	3,405,018							Total Air Cargo in Tons: 10,895 + 10,434 + 1,319 + 1,550 = 24,197					

Sky Harbor International Airport - Passenger and Activity Worksheet April 2012

Airline	Enplaned Passengers				Deplaned Passengers			Freight		Mail		Landed Weight	Landings					
	Domestic	Connect	Internat'l	Total	Domestic	Internat'l	Total	Enplaned	Deplaned	Enplaned	Deplaned							
TERMINAL 2																		
Alaska Airlines	36,627			36,627	33,374		33,374	8,326	43,466			33,356,400	247					
Continental Airlines	52,626			52,626	50,254		50,254	88,601	54,299	79,670	227,490	55,066,800	387					
Great Lakes Aviation	645			645	608		608	59	157			2,962,400	184					
United Airlines	46,585			46,585	41,094		41,094	9,946	26,858	74,900	203,416	54,482,692	460					
Subtotal Terminal 2	136,483			136,483	125,330		125,330	106,932	124,780	154,570	430,906	145,868,292	1,278					
TERMINAL 3																		
American Airlines	58,328			58,328	56,232		56,232	10,180	53,167			54,892,420	511					
Delta Air Lines	120,877			120,877	111,912		111,912	27,749	186,516	106,608	247,398	131,832,700	876					
Frontier Airlines	18,307			18,307	18,205		18,205	3,243	35,154			19,133,634	150					
Hawaiian Airlines	6,728			6,728	7,110		7,110	99,770	77,880			9,375,000	30					
jetBlue Airways	11,335			11,335	11,007		11,007					12,212,000	86					
MN Airlines dba Sun Country	3,430			3,430	2,644		2,644			39,151	47,261	4,324,400	31					
Subtotal Terminal 3	219,005			219,005	207,110		207,110	140,942	352,717	145,759	294,659	231,770,154	1,684					
TERMINAL 4																		
Aerovias de Mexico dba Aeromexico			1,010	1,010		1,066	1,066					1,276,470	30					
Air Canada			10,035	10,035		9,227	9,227	475	499	875	187	10,935,000	89					
AirTran Airways	11,396			11,396	9,814		9,814					14,208,000	111					
British Airways			7,871	7,871		7,959	7,959	219,987	308,033			16,345,472	26					
Southwest Airlines	527,841			527,841	492,992		492,992	1,502,739	1,338,786			634,656,000	5,146					
US Airways	387,986	330,234	73,136	791,356	697,190	69,976	767,166	1,685,080	1,558,735	2,367,628	2,507,646	954,258,300	8,229					
WestJet			23,315	23,315		18,981	18,981					23,774,400	177					
Subtotal Terminal 4	927,223	330,234	115,367	1,372,824	1,199,996	107,209	1,307,205	3,408,281	3,206,033	2,368,503	2,507,833	1,655,453,642	13,808					
Total Passenger Airlines	1,282,711	330,234	115,367	1,728,312	1,532,436	107,209	1,639,645	3,656,155	3,683,530	2,668,832	3,233,398	2,033,092,088	16,770					
AIR CARGO (SOUTH)																		
Federal Express								8,612,959	9,020,322			44,963,300	109					
United Parcel Service								5,394,263	5,218,927	82,762	131,377	32,289,840	107					
Subtotal Air Cargo (South)								14,007,222	14,239,249	82,762	131,377	77,253,140	216					
AIR CARGO (WEST)																		
ABX Air																		
Airnet Systems								21,340	33,859			436,700	37					
Ameriflight								389,773	417,209			4,210,664	336					
DHL Express/Atlas Air								2,152,095				11,152,000	41					
Empire Airlines								87,149	108,471			739,500	87					
IFL Group								120,847	263,155			1,218,000	21					
Subtotal Air Cargo (West)								2,771,204	822,694			17,756,864	522					
Total Cargo Airlines								16,778,426	15,061,943	82,762	131,377	95,010,004	738					
Grand Total	1,282,711	330,234	115,367	1,728,312	1,532,436	107,209	1,639,645	20,434,581	18,745,473	2,751,594	3,364,775	2,128,102,092	17,508					
Total All Passengers:	3,367,957							Total Air Cargo in Tons:		10,217	+	9,373	+	1,376	+	1,682	=	22,648

Sky Harbor International Airport - Enplaned Passengers by Carrier
Fiscal Year 2012/13

Airline	Jul	Aug	Sep	Oct	Nov	Dec	Jan	Feb	Mar	Apr	May	Jun	Total
TERMINAL 2													
Alaska Airlines	23,123	22,509	19,600	24,167	27,516	28,039	28,877	27,716	36,092	33,908			271,547
Continental Airlines	45,382	43,725	37,165	51,297	47,546	39,142	42,170	35,956	63,366				405,749
Great Lakes Aviation	953	995	916	588	429	467	394	396	601	700			6,439
United Airlines	29,691	31,655	30,226	33,253	33,580	37,420	40,524	43,749	44,312	93,599			418,009
Total	99,149	98,884	87,907	109,305	109,071	105,068	111,965	107,817	144,371	128,207			1,101,744
TERMINAL 3													
American Airlines	45,983	42,785	48,500	54,203	56,422	63,376	64,504	62,167	73,012	57,944			568,896
Delta Air Lines	105,341	100,537	84,651	100,401	96,324	91,823	94,082	96,872	130,232	121,970			1,022,233
Frontier Airlines	16,336	15,933	16,342	18,651	19,656	19,486	19,448	18,691	23,612	19,077			187,232
Hawaiian Airlines	7,135	6,698	6,721	7,414	6,952	7,559	7,249	6,309	7,554	6,858			70,449
jetBlue Airways	7,895	8,216	6,508	7,379	7,508	7,475	6,846	6,261	8,305	7,792			74,185
MN Airlines dba Sun Country		63		1,611	2,349	2,887	2,784	3,172	4,236	3,434			20,536
Total	182,690	174,232	162,722	189,659	189,211	192,606	194,913	193,472	246,951	217,075			1,943,531
TERMINAL 4													
Aerovias de Mexico dba Aeromexico	1,286	979	898	1,160	1,103	1,175	1,095	751	859	884			10,190
Air Canada	3,472	3,453	3,408	5,341	8,334	8,287	8,608	8,904	11,408	9,337			70,552
AirTran Airways	6,053	7,393	6,302	3,953	3,699	3,588	530						31,518
British Airways	6,721	7,776	8,212	7,556	6,173	6,350	6,981	5,068	8,179	8,746			71,762
Southwest Airlines	574,693	539,737	456,575	523,098	500,589	491,821	477,007	465,483	585,281	540,629			5,154,913
US Airways	899,210	853,264	731,072	824,507	811,853	813,314	786,034	714,822	921,123	821,104			8,176,303
WestJet	3,643	3,626	3,357	6,891	19,764	20,012	21,824	23,229	26,503	24,180			153,029
Total	1,495,078	1,416,228	1,209,824	1,372,506	1,351,515	1,344,547	1,302,079	1,218,257	1,553,353	1,404,880			13,668,267
GRAND TOTAL	1,776,917	1,689,344	1,460,453	1,671,470	1,649,797	1,642,221	1,608,957	1,519,546	1,944,675	1,750,162			16,713,542

Sky Harbor International Airport - Deplaned Passengers by Carrier
Fiscal Year 2012/13

Airline	Jul	Aug	Sep	Oct	Nov	Dec	Jan	Feb	Mar	Apr	May	Jun	Total
TERMINAL 2													
Alaska Airlines	22,492	21,841	21,217	25,820	28,041	27,743	30,441	28,669	37,050	31,098			274,412
Continental Airlines	46,234	43,780	37,554	53,644	47,449	40,089	41,930	36,677	63,595				410,952
Great Lakes Aviation	993	1,117	836	608	501	473	459	382	625	678			6,672
United Airlines	30,154	31,949	32,448	33,671	33,196	36,990	39,446	43,007	43,616	86,444			410,921
Total	99,873	98,687	92,055	113,743	109,187	105,295	112,276	108,735	144,886	118,220			1,102,957
TERMINAL 3													
American Airlines	49,898	43,841	51,290	55,839	55,973	65,604	66,755	63,943	72,012	56,204			581,359
Delta Air Lines	108,490	104,012	89,156	103,788	98,037	96,167	98,562	98,878	132,322	110,880			1,040,292
Frontier Airlines	17,117	16,284	17,380	20,161	19,828	19,706	20,383	19,044	23,716	20,167			193,786
Hawaiian Airlines	7,090	7,332	6,864	7,450	7,054	7,202	7,470	6,489	7,718	7,324			71,993
jetBlue Airways	8,229	8,349	6,948	7,642	7,736	7,599	7,093	6,628	8,289	7,682			76,195
MN Airlines dba Sun Country		69		2,103	2,691	2,891	3,589	3,916	4,460	2,426			22,145
Total	190,824	179,887	171,638	196,983	191,319	199,169	203,852	198,898	248,517	204,683			1,985,770
TERMINAL 4													
Aerovias de Mexico dba Aeromexico	1,393	1,033	894	1,004	1,030	1,009	1,191	714	974	673			9,915
Air Canada	3,301	3,425	3,087	5,336	8,676	8,942	9,000	9,596	11,155	8,593			71,111
AirTran Airways	6,816	7,758	6,590	4,021	3,800	3,627	504						33,116
British Airways	9,024	8,314	8,517	8,514	6,663	7,262	7,676	6,411	9,702	8,717			80,800
Southwest Airlines	580,963	537,224	463,352	530,628	494,704	491,794	482,367	467,815	592,093	504,657			5,145,597
US Airways	903,033	867,697	742,566	834,659	816,868	912,649	792,160	723,474	924,003	790,858			8,307,967
WestJet	3,802	3,854	3,701	8,382	21,397	21,704	23,128	24,809	27,446	18,455			156,678
Total	1,508,332	1,429,305	1,228,707	1,392,544	1,353,138	1,446,987	1,316,026	1,232,819	1,565,373	1,331,953			13,605,184
GRAND TOTAL	1,799,029	1,707,879	1,492,400	1,703,270	1,653,644	1,751,451	1,632,154	1,540,452	1,958,776	1,654,856			16,893,911

Sky Harbor International Airport - Total Passengers by Carrier
Fiscal Year 2012/13

Airline	Jul	Aug	Sep	Oct	Nov	Dec	Jan	Feb	Mar	Apr	May	Jun	Total
TERMINAL 2													
Alaska Airlines	45,615	44,350	40,817	49,987	55,557	55,782	59,318	56,385	73,142	65,006			545,959
Continental Airlines	91,616	87,505	74,719	104,941	94,995	79,231	84,100	72,633	126,961				816,701
Great Lakes Aviation	1,946	2,112	1,752	1,196	930	940	853	778	1,226	1,378			13,111
United Airlines	59,845	63,604	62,674	66,924	66,776	74,410	79,970	86,756	87,928	180,043			828,930
Total	199,022	197,571	179,962	223,048	218,258	210,363	224,241	216,552	289,257	246,427			2,204,701
TERMINAL 3													
American Airlines	95,881	86,626	99,790	110,042	112,395	128,980	131,259	126,110	145,024	114,148			1,150,255
Delta Air Lines	213,831	204,549	173,807	204,189	194,361	187,990	192,644	195,750	262,554	232,850			2,062,525
Frontier Airlines	33,453	32,217	33,722	38,812	39,484	39,192	39,831	37,735	47,328	39,244			381,018
Hawaiian Airlines	14,225	14,030	13,585	14,864	14,006	14,761	14,719	12,798	15,272	14,182			142,442
jetBlue Airways	16,124	16,565	13,456	15,021	15,244	15,074	13,939	12,889	16,594	15,474			150,380
MN Airlines dba Sun Country		132		3,714	5,040	5,778	6,373	7,088	8,696	5,860			42,681
Total	373,514	354,119	334,360	386,642	380,530	391,775	398,765	392,370	495,468	421,758			3,929,301
TERMINAL 4													
Aerovias de Mexico dba Aeromexico	2,679	2,012	1,792	2,164	2,133	2,184	2,286	1,465	1,833	1,557			20,105
AirTran Airways	12,869	15,151	12,892	7,974	7,499	7,215	1,034						64,634
Air Canada	6,773	6,878	6,495	10,677	17,010	17,229	17,608	18,500	22,563	17,930			141,663
British Airways	15,745	16,090	16,729	16,070	12,836	13,612	14,657	11,479	17,881	17,463			152,562
Southwest Airlines	1,155,656	1,076,961	919,927	1,053,726	995,293	983,615	959,374	933,298	1,177,374	1,045,286			10,300,510
US Airways	1,802,243	1,720,961	1,473,638	1,659,166	1,628,721	1,725,963	1,578,194	1,438,296	1,845,126	1,611,962			16,484,270
WestJet	7,445	7,480	7,058	15,273	41,161	41,716	44,952	48,038	53,949	42,635			309,707
Total	3,003,410	2,845,533	2,438,531	2,765,050	2,704,653	2,791,534	2,618,105	2,451,076	3,118,726	2,736,833			27,473,451
GRAND TOTAL	3,575,946	3,397,223	2,952,853	3,374,740	3,303,441	3,393,672	3,241,111	3,059,998	3,903,451	3,405,018			33,607,453

Sky Harbor International Airport - Enplaned Passengers by Carrier
Calendar Year 2013

Airline	Jan	Feb	Mar	Apr	May	Jun	Jul	Aug	Sep	Oct	Nov	Dec	Total
TERMINAL 2													
Alaska Airlines	28,877	27,716	36,092	33,908									126,593
Continental Airlines	42,170	35,956	63,366										141,492
Great Lakes Aviation	394	396	601	700									2,091
United Airlines	40,524	43,749	44,312	93,599									222,184
Total	111,965	107,817	144,371	128,207									492,360
TERMINAL 3													
American Airlines	64,504	62,167	73,012	57,944									257,627
Delta Air Lines	94,082	96,872	130,232	121,970									443,156
Frontier Airlines	19,448	18,691	23,612	19,077									80,828
Hawaiian Airlines	7,249	6,309	7,554	6,858									27,970
jetBlue Airways	6,846	6,261	8,305	7,792									29,204
MN Airlines dba Sun Country	2,784	3,172	4,236	3,434									13,626
Total	194,913	193,472	246,951	217,075									852,411
TERMINAL 4													
Aerovias de Mexico dba Aeromexico	1,095	751	859	884									3,589
Air Canada	8,608	8,904	11,408	9,337									38,257
AirTran Airways	530												530
British Airways	6,981	5,068	8,179	8,746									28,974
Southwest Airlines	477,007	465,483	585,281	540,629									2,068,400
US Airways	786,034	714,822	921,123	821,104									3,243,083
WestJet	21,824	23,229	26,503	24,180									95,736
Total	1,302,079	1,218,257	1,553,353	1,404,880									5,478,569
GRAND TOTAL	1,608,957	1,519,546	1,944,675	1,750,162									6,823,340

Sky Harbor International Airport - Deplaned Passengers by Carrier
Calendar Year 2013

Airline	Jan	Feb	Mar	Apr	May	Jun	Jul	Aug	Sep	Oct	Nov	Dec	Total
TERMINAL 2													
Alaska Airlines	30,441	28,669	37,050	31,098									127,258
Continental Airlines	41,930	36,677	63,595										142,202
Great Lakes Aviation	459	382	625	678									2,144
United Airlines	39,446	43,007	43,616	86,444									212,513
Total	112,276	108,735	144,886	118,220									484,117
TERMINAL 3													
American Airlines	66,755	63,943	72,012	56,204									258,914
Delta Air Lines	98,562	98,878	132,322	110,880									440,642
Frontier Airlines	20,383	19,044	23,716	20,167									83,310
Hawaiian Airlines	7,470	6,489	7,718	7,324									29,001
jetBlue Airways	7,093	6,628	8,289	7,682									29,692
MN Airlines dba Sun Country	3,589	3,916	4,460	2,428									14,391
Total	203,852	198,898	248,517	204,683									855,950
TERMINAL 4													
Aerovias de Mexico dba Aeromexico	1,191	714	974	673									3,552
Air Canada	9,000	9,596	11,155	8,593									38,344
AirTran Airways	504												504
British Airways	7,676	6,411	9,702	8,717									32,506
Southwest Airlines	482,367	467,815	592,093	504,657									2,046,932
US Airways	792,160	723,474	924,003	790,858									3,230,495
WestJet	23,128	24,809	27,446	18,455									93,838
Total	1,316,026	1,232,819	1,565,373	1,331,953									5,446,171
GRAND TOTAL	1,632,154	1,540,452	1,958,776	1,654,856									6,786,238

Sky Harbor International Airport - Total Passengers by Carrier
Calendar Year 2013

Airline	Jan	Feb	Mar	Apr	May	Jun	Jul	Aug	Sep	Oct	Nov	Dec	Total
TERMINAL 2													
Alaska Airlines	59,318	56,385	73,142	65,006									253,851
Continental Airlines	84,100	72,633	126,961										283,694
Great Lakes Aviation	853	778	1,226	1,378									4,235
United Airlines	79,970	86,756	87,928	180,043									434,697
Total	224,241	216,552	289,257	246,427									976,477
TERMINAL 3													
American Airlines	131,259	126,110	145,024	114,148									516,541
Delta Air Lines	192,644	195,750	262,554	232,850									883,798
Frontier Airlines	39,831	37,735	47,328	39,244									164,138
Hawaiian Airlines	14,719	12,798	15,272	14,182									56,971
jetBlue Airways	13,939	12,889	16,594	15,474									58,896
MN Airlines dba Sun Country	6,373	7,088	8,696	5,860									28,017
Total	398,765	392,370	495,468	421,758									1,708,361
TERMINAL 4													
Aerovias de Mexico dba Aeromexico	2,286	1,465	1,833	1,557									7,141
Air Canada	17,608	18,500	22,563	17,930									76,601
AirTran Airways	1,034												1,034
British Airways	14,657	11,479	17,881	17,463									61,480
Southwest Airlines	959,374	933,298	1,177,374	1,045,286									4,115,332
US Airways	1,578,194	1,438,296	1,845,126	1,611,962									6,473,578
WestJet	44,952	48,038	53,949	42,635									189,574
Total	2,618,105	2,451,076	3,118,726	2,736,833									10,924,740
GRAND TOTAL	3,241,111	3,059,998	3,903,451	3,405,018									13,609,578

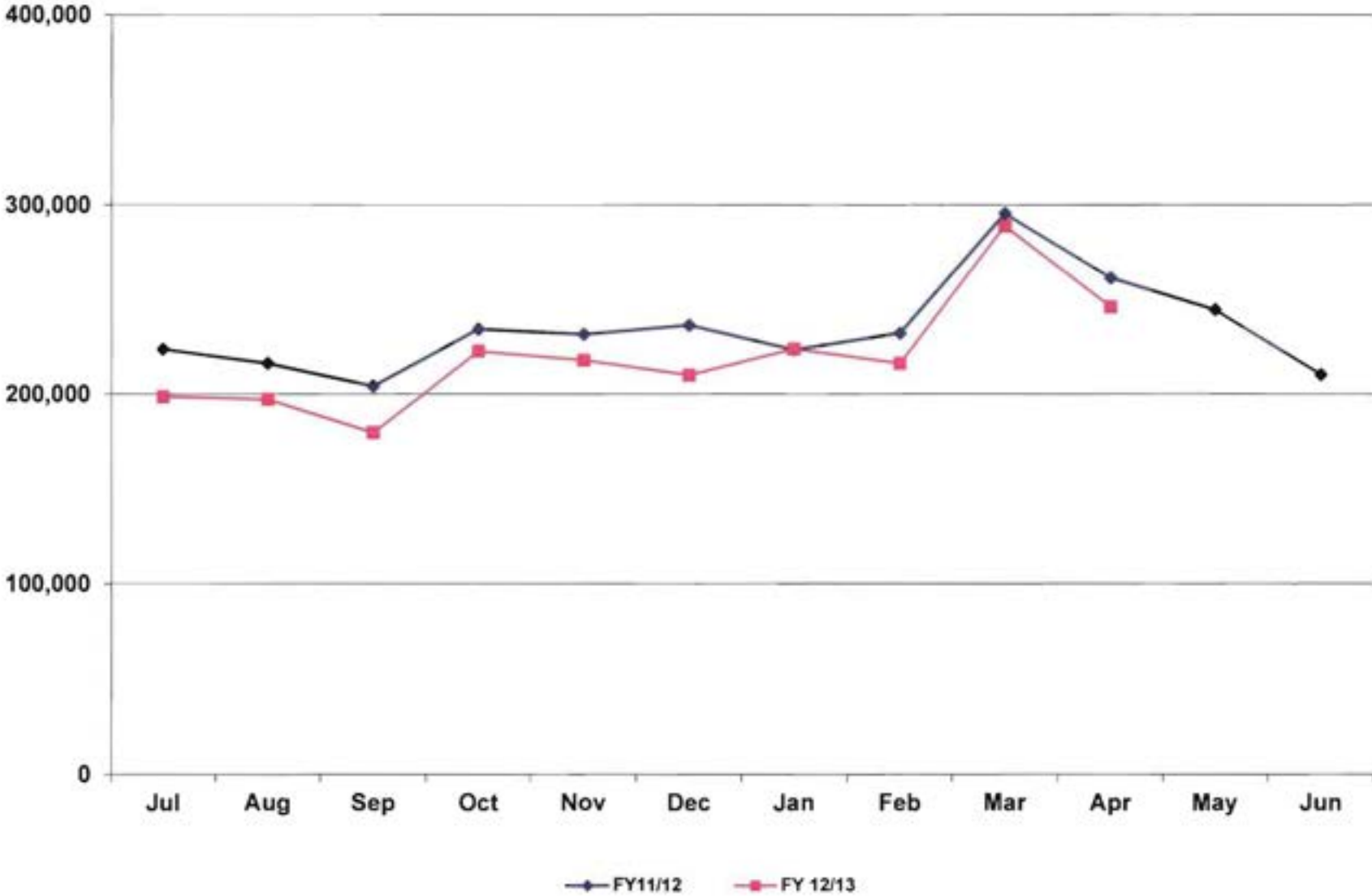
Sky Harbor International Airport
Landing Weights (in Thousands) Fiscal Year 2012/13 - All Airlines

Airline	Jul	Aug	Sep	Oct	Nov	Dec	Jan	Feb	Mar	Apr	May	Jun	Total
Aerovias de Mexico dba Aeromexico	1,319	1,234	1,276	1,319	1,276	1,319	1,362	1,191	1,276	1,276			12,848
Air Canada	4,054	4,232	4,050	5,868	10,332	11,173	10,211	9,987	11,733	9,541			81,181
AirTran Airways	7,424	10,240	11,136	3,968	3,840	3,840	512						40,960
Alaska Airlines	24,011	23,164	20,537	24,235	26,876	26,142	29,222	26,313	32,800	31,693			264,993
American Airlines	47,336	44,578	51,476	52,089	56,231	71,417	70,471	65,121	71,309	55,718			585,746
British Airways	16,974	16,345	16,345	16,345	13,202	15,717	17,603	16,345	19,489	18,860			167,225
Continental Airlines	49,789	46,690	42,556	52,676	48,147	42,719	43,572	37,259	66,037				429,445
Delta Air Lines	115,120	114,861	102,088	110,144	107,539	108,488	113,498	110,853	145,510	130,088			1,158,189
Frontier Airlines	17,660	18,491	19,127	20,709	20,992	21,477	21,819	19,748	24,694	19,435			204,152
Great Lakes Aviation	2,914	3,123	2,496	2,479	1,610	1,964	2,013	1,819	2,093	2,496			23,007
Hawaiian Airlines	9,920	9,920	9,600	9,845	9,450	9,545	9,720	8,585	9,520	9,300			95,405
jetBlue Airways	8,662	8,804	8,236	7,952	8,378	8,804	7,810	7,242	8,804	8,520			83,212
Southwest Airlines	672,708	647,468	587,962	629,630	579,066	593,788	607,958	554,618	643,922	623,724			6,140,844
United Airlines	34,772	38,752	41,240	39,637	36,972	43,247	46,375	48,862	49,545	98,395			477,797
US Airways	1,058,649	993,512	892,288	956,368	952,935	988,602	959,853	866,412	1,050,751	959,908			9,679,278
WestJet	4,005	4,005	4,022	8,731	24,484	26,162	26,439	24,492	26,981	24,208			173,529
Passenger	2,075,317	1,985,565	1,814,435	1,944,584	1,904,666	1,977,858	1,972,655	1,802,789	2,168,698	1,996,919			19,643,486
ABX Air	1,195	1,121		12,327	11,424	10,336	11,446	11,067	11,795	12,001			82,712
Airnet Systems	441	477	455	577	446	429	431	474	449	437			4,616
Ameriflight	4,227	4,724	4,177	4,529	4,106	3,833	4,077	3,607	4,145	4,437			41,862
Atlas Air	10,336	11,424	10,608										32,368
Empire Airlines	731	833	731	850	910	893	961	808	859	748			8,324
Federal Express	46,170	50,986	44,268	51,857	55,458	89,309	56,523	47,641	53,136	50,484			545,832
IFL Group	1,218	1,334	1,130	1,392	1,508	1,160	1,218	1,218	1,044	986			12,208
United Parcel Service	32,490	37,309	32,712	35,570	44,945	69,964	34,814	32,006	35,256	34,167			389,233
Cargo	96,808	108,208	94,081	107,102	118,797	175,924	109,470	96,821	106,684	103,260			1,117,155
Grand Total	2,172,125	2,093,773	1,908,516	2,051,686	2,023,463	2,153,782	2,082,125	1,899,610	2,275,382	2,100,179			20,760,641

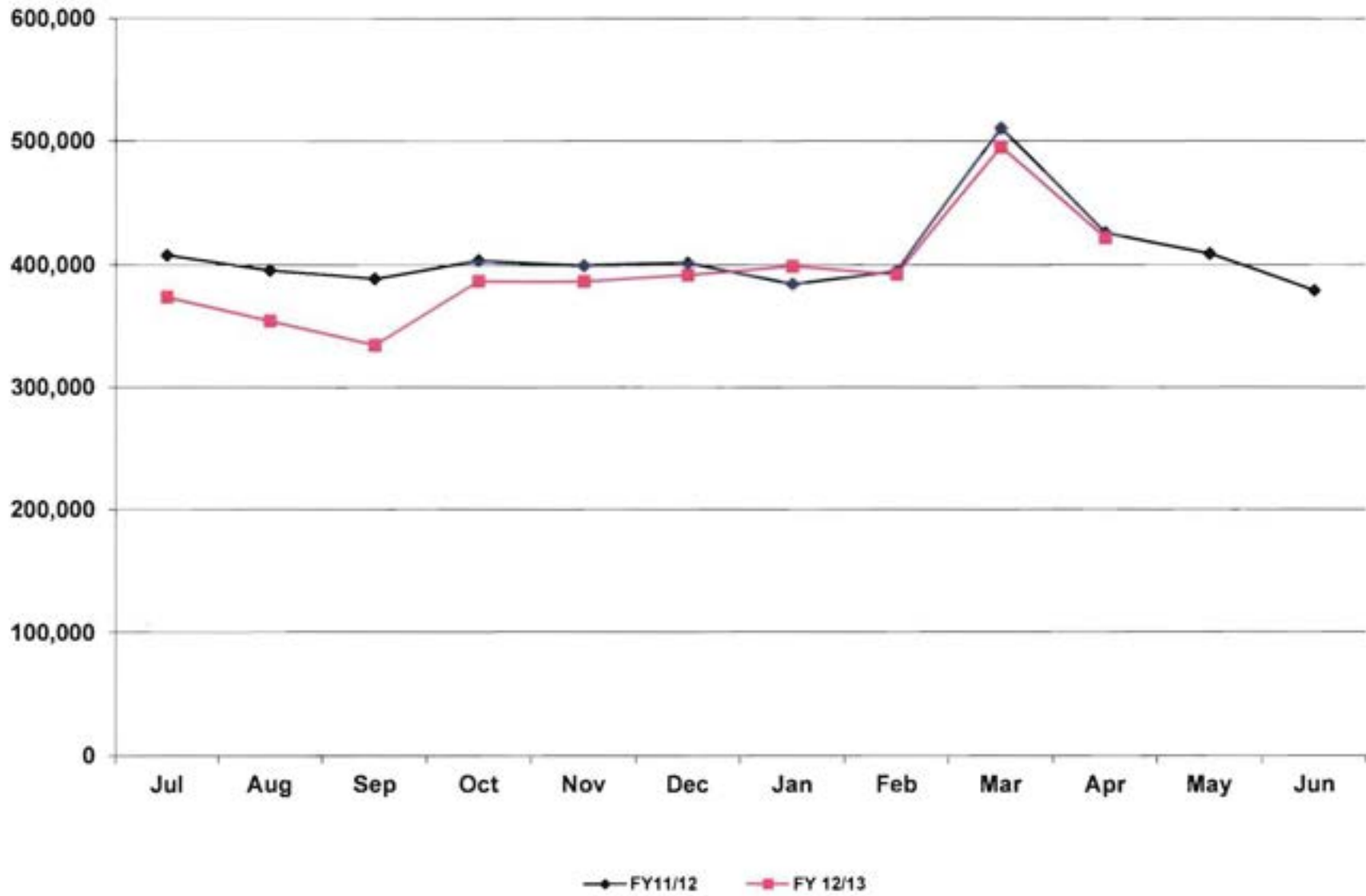
Sky Harbor International Airport
Landing Weights (in Thousands) Fiscal Year 2012/13 - Rates & Charges Airlines

Airline	Jul	Aug	Sep	Oct	Nov	Dec	Jan	Feb	Mar	Apr	May	Jun	Total
Aerovias de Mexico dba Aeromexico	1,319	1,234	1,276	1,319	1,276	1,319	1,362	1,191	1,276	1,276			12,848
Air Canada	4,054	4,232	4,050	5,868	10,332	11,173	10,211	9,987	11,733	9,541			81,181
AirTran Airways	7,424	10,240	11,136	3,968	3,840	3,840	512						40,960
Alaska Airlines	24,011	23,164	20,537	24,235	26,876	26,142	29,222	26,313	32,800	31,693			264,993
American Airlines	47,336	44,578	51,476	52,089	56,231	71,417	70,471	65,121	71,309	55,718			585,746
British Airways	16,974	16,345	16,345	16,345	13,202	15,717	17,603	16,345	19,489	18,860			167,225
Continental Airlines	49,789	46,690	42,556	52,676	48,147	42,719	43,572	37,259	66,037				429,445
Delta Air Lines	115,120	114,861	102,088	110,144	107,539	108,488	113,498	110,853	145,510	130,088			1,158,189
Frontier Airlines	17,660	18,491	19,127	20,709	20,992	21,477	21,819	19,748	24,694	19,435			204,152
Great Lakes Aviation	2,914	3,123	2,496	2,479	1,610	1,964	2,013	1,819	2,093	2,496			23,007
Hawaiian Airlines	9,920	9,920	9,600	9,845	9,450	9,545	9,720	8,585	9,520	9,300			95,405
jetBlue Airways	8,662	8,804	8,236	7,952	8,378	8,804	7,810	7,242	8,804	8,520			83,212
MN Airlines dba Sun Country		146		2,589	3,336	3,454	4,217	3,942	4,234	3,757			25,675
Southwest Airlines	672,708	647,468	587,962	629,630	579,066	593,788	607,958	554,618	643,922	623,724			6,140,844
United Airlines	34,772	38,752	41,240	39,637	36,972	43,247	46,375	48,862	49,545	98,395			477,797
US Airways	1,058,649	993,512	892,288	956,368	952,935	988,602	959,853	866,412	1,050,751	959,908			9,679,278
WestJet	4,005	4,005	4,022	8,731	24,484	26,162	26,439	24,492	26,981	24,208			173,529
Passenger	2,075,317	1,985,565	1,814,435	1,944,584	1,904,666	1,977,858	1,972,655	1,802,789	2,168,698	1,996,919			19,643,486
ABX Air	1,195	1,121		12,327	11,424	10,336	11,446	11,067	11,795	12,001			82,712
Atlas Air	10,336	11,424	10,608										32,368
Federal Express	46,170	50,986	44,268	51,857	55,458	89,309	56,523	47,641	53,136	50,484			545,832
IFL Group	1,218	1,334	1,130	1,392	1,508	1,160	1,218	1,218	1,044	986			12,208
United Parcel Service	32,490	37,309	32,712	35,570	44,945	69,964	34,814	32,006	35,256	34,167			389,233
Cargo	91,409	102,174	88,718	101,146	113,335	170,769	104,001	91,932	101,231	97,638			1,062,353
Grand Total	2,166,726	2,087,739	1,903,153	2,045,730	2,018,001	2,148,627	2,076,656	1,894,721	2,269,929	2,094,557			20,705,839

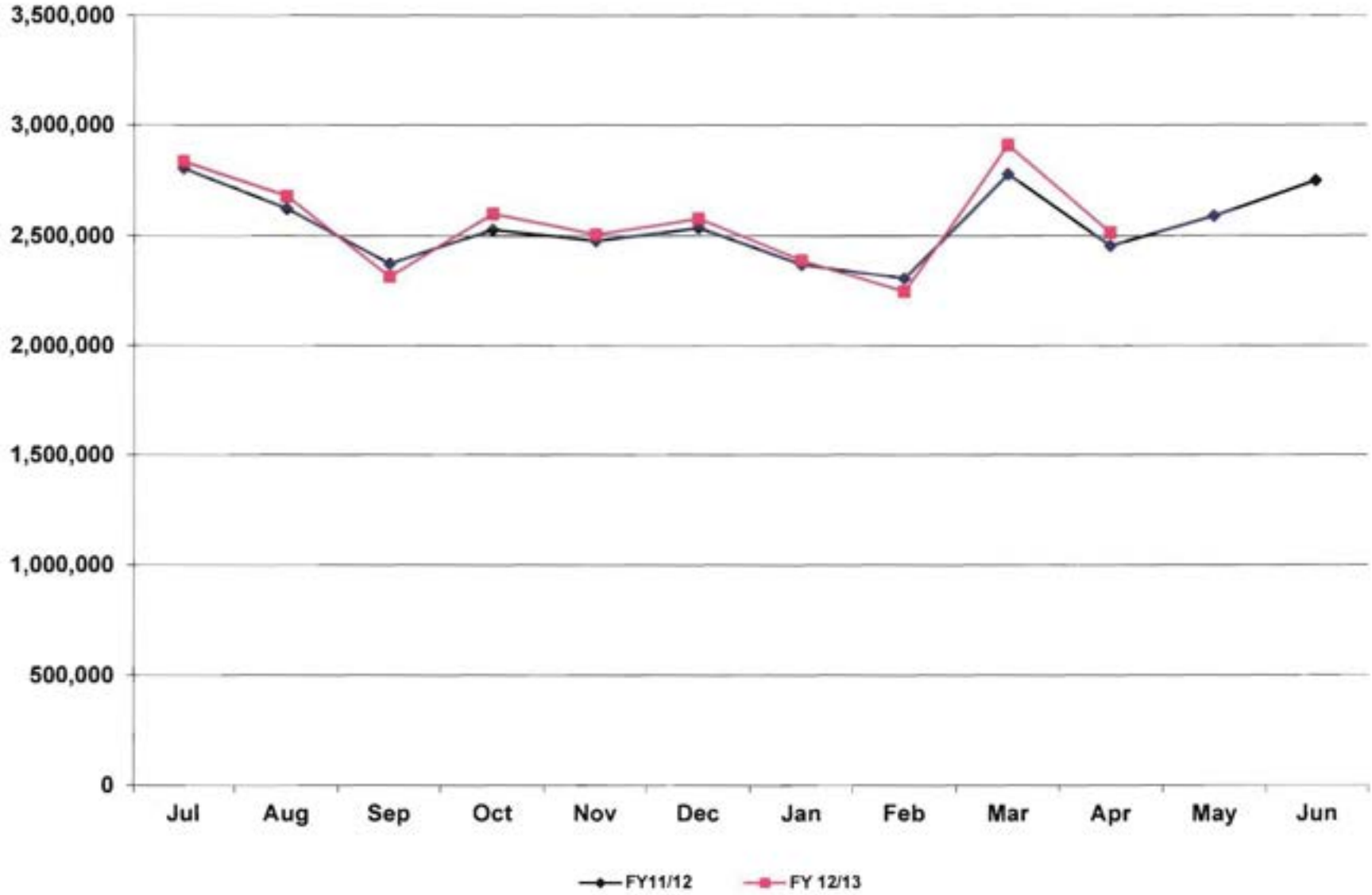
Phoenix Sky Harbor International Airport
Domestic Enplaned/Deplaned Passengers Terminal 2
April 2013



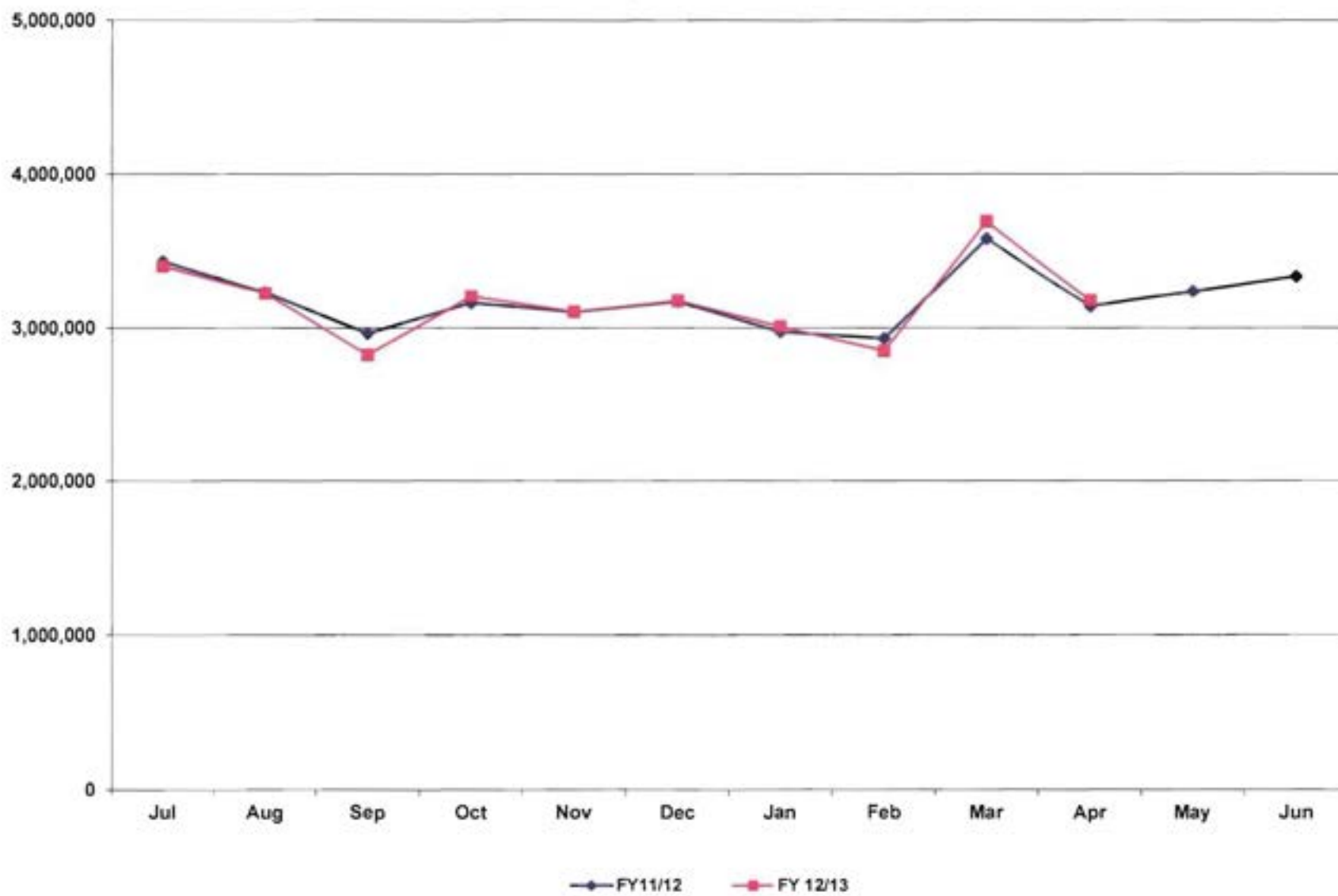
Phoenix Sky Harbor International Airport
Domestic Enplaned/Deplaned Passengers Terminal 3
April 2013



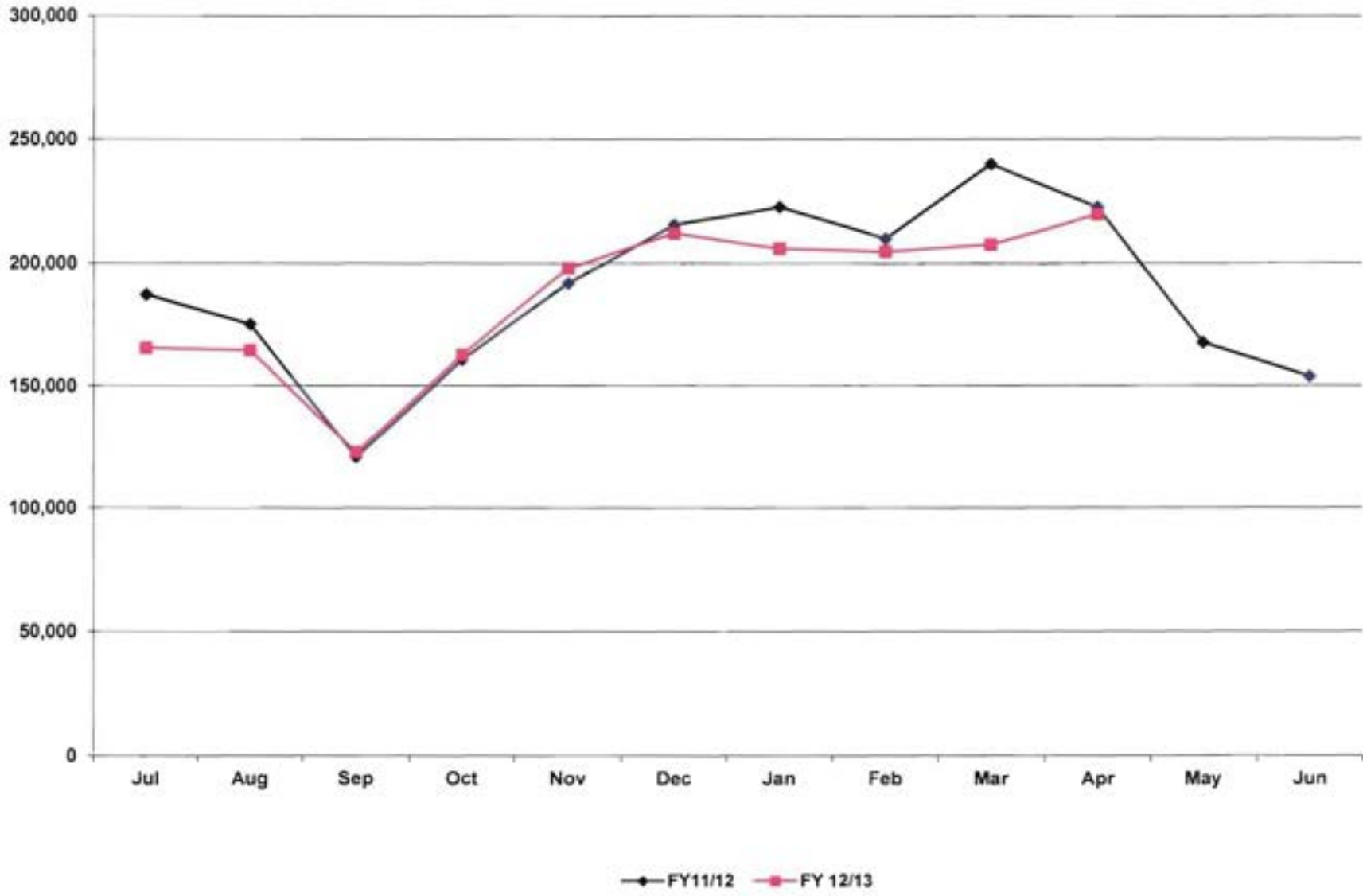
Phoenix Sky Harbor International Airport
Domestic Enplaned/Deplaned Passengers Terminal 4
April 2013



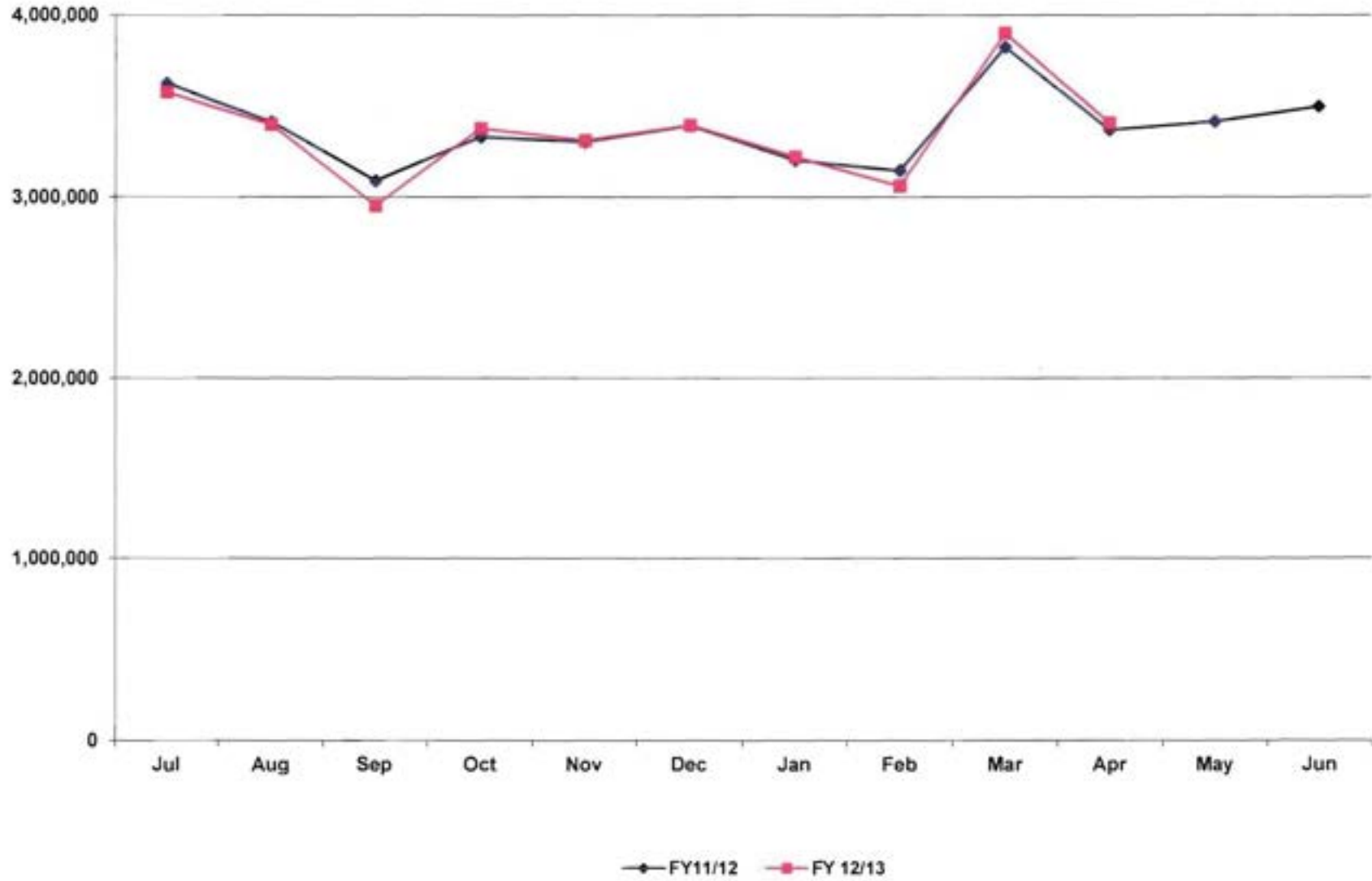
Phoenix Sky Harbor International Airport
Total Domestic Enplaned/Deplaned Passengers
April 2013



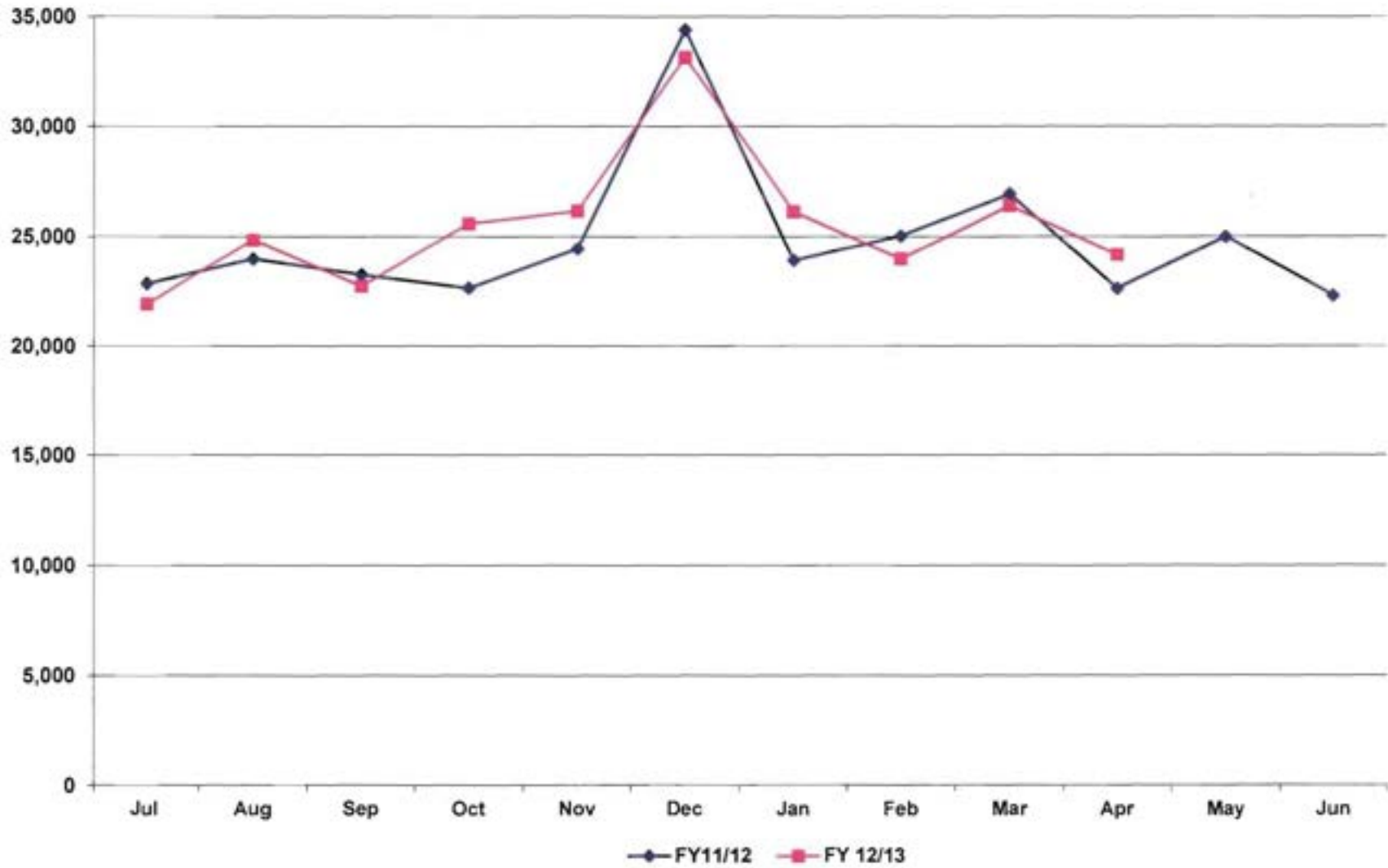
Phoenix Sky Harbor International Airport
Total International Enplaned/Deplaned Passengers
April 2013



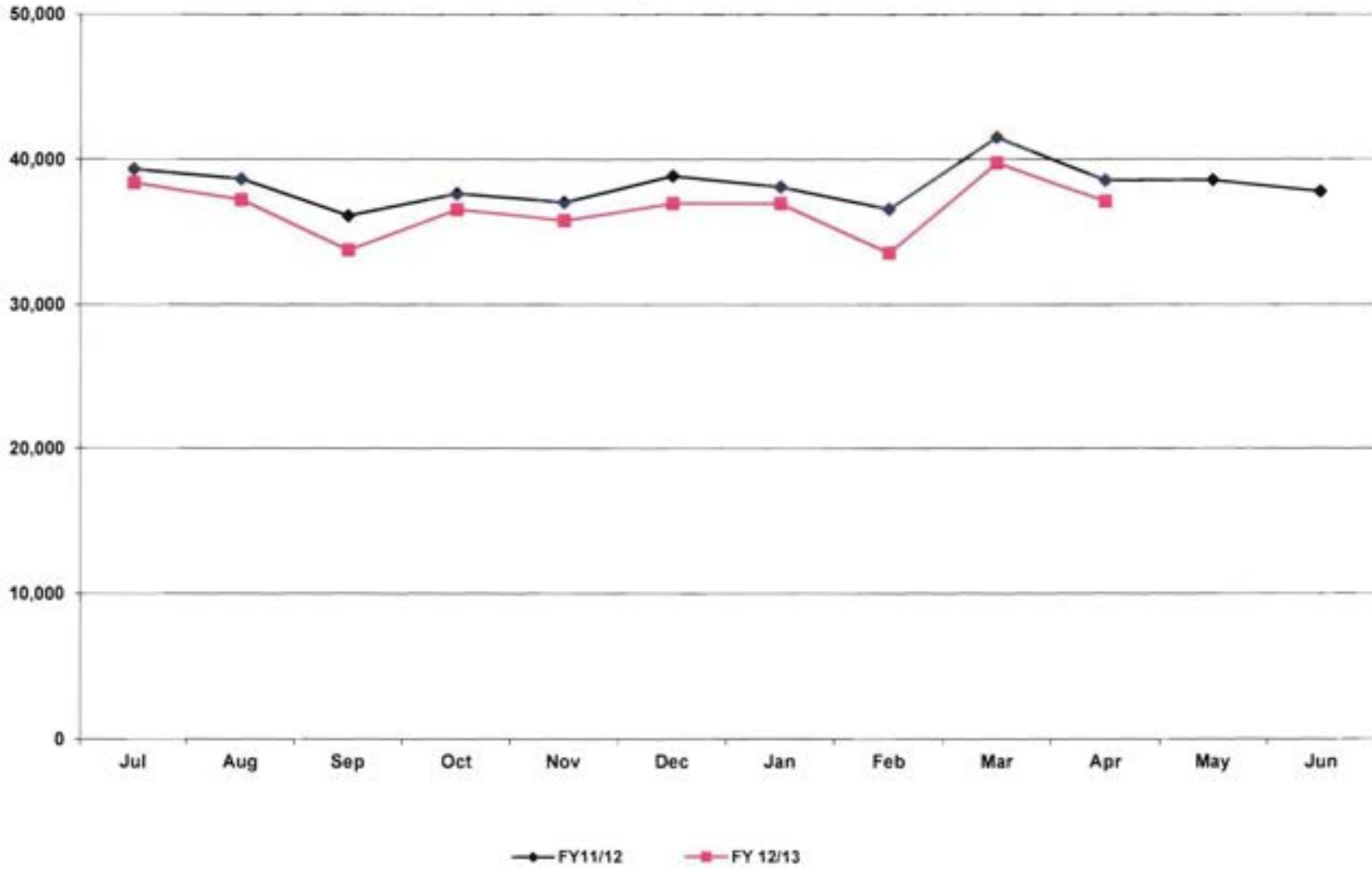
Phoenix Sky Harbor International Airport
Total Enplaned/Deplaned Passengers
April 2013



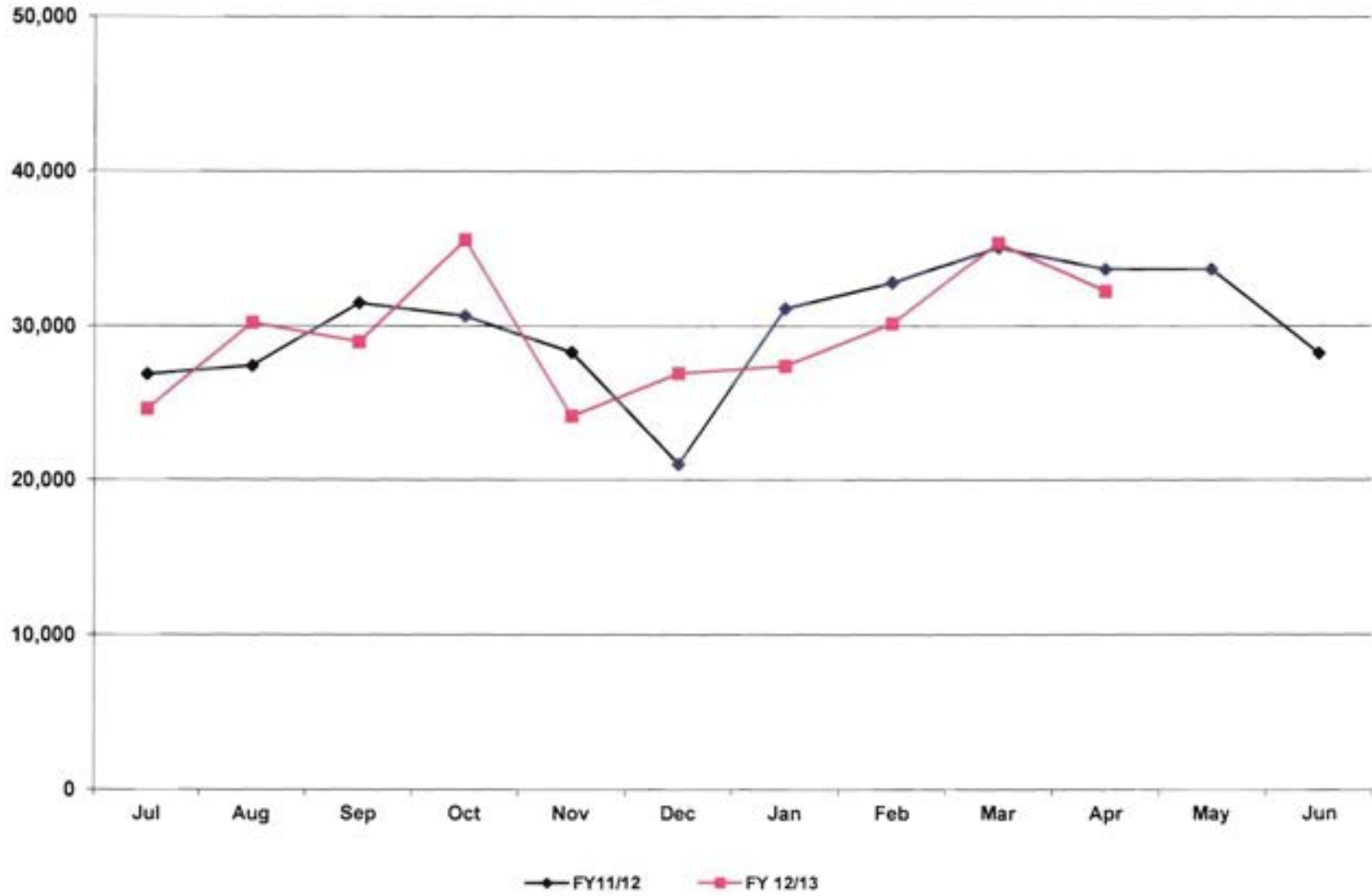
Phoenix Sky Harbor International Airport
Total Enplaned/Deplaned Cargo (Tons)
April 2013



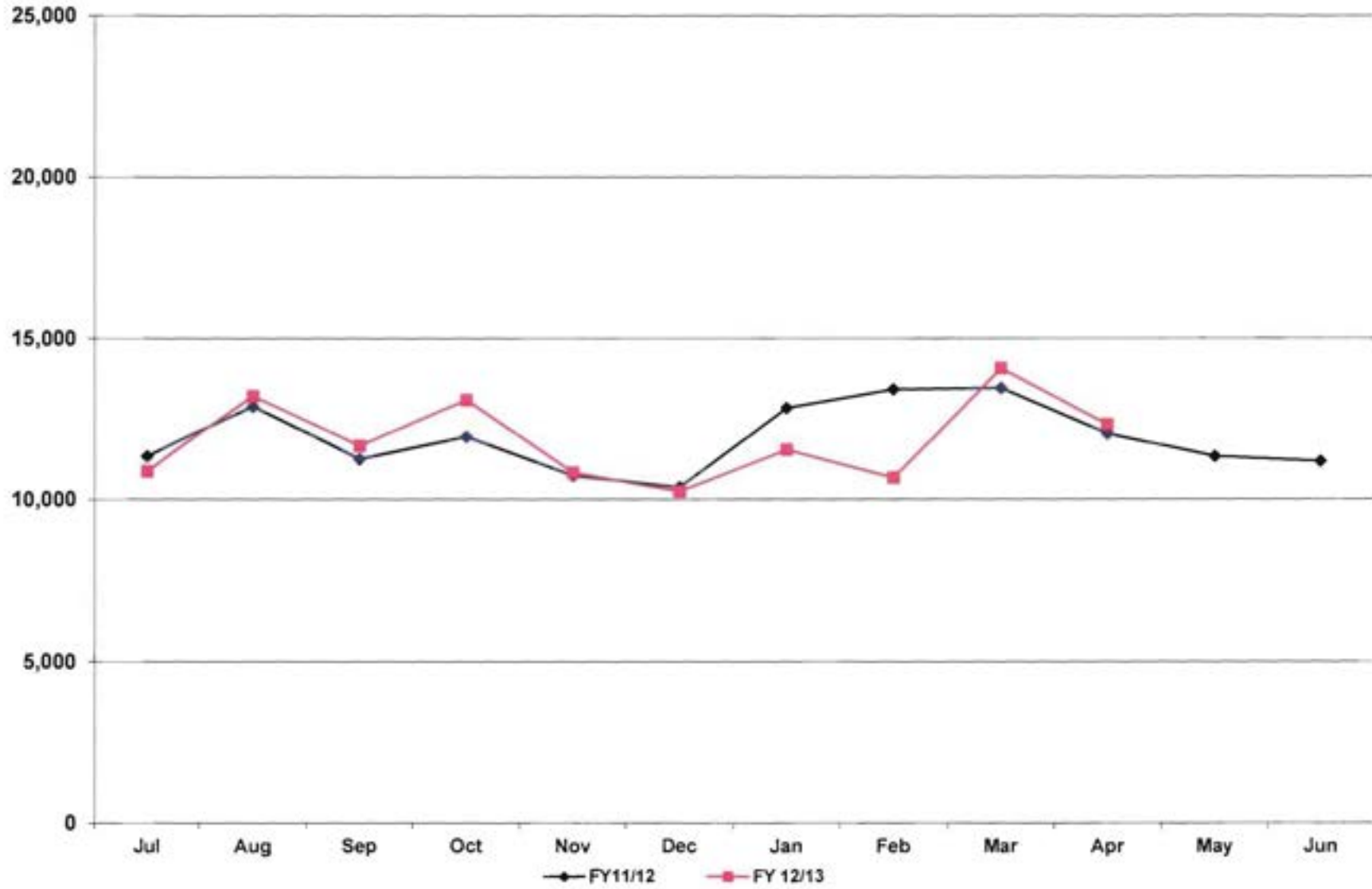
Phoenix Sky Harbor International Airport
Aircraft Operations
April 2013



Deer Valley Airport
Aircraft Operations
April 2013



Goodyear Airport
Aircraft Operations
April 2013



**City of Phoenix Aviation Department
Sky Harbor International Airport
Financial Management Division
Monthly Statistical Reports – May 2013
Table of Contents**

Reports:

- 1 Passengers, Cargo, and Aircraft Operations
- 2 Passenger Activity Report
- 3 Passenger and Activity Worksheet May 2013
- 4 Passenger and Activity Worksheet May 2012
- 5 Enplaned Passengers by Carrier for Fiscal Year 2012/13
- 6 Deplaned Passengers by Carrier for Fiscal Year 2012/13
- 7 Total Passengers by Carrier for Fiscal Year 2012/13
- 8 Enplaned Passengers by Carrier for Calendar Year 2013
- 9 Deplaned Passengers by Carrier for Calendar Year 2013
- 10 Total Passengers by Carrier for Calendar Year 2013
- 11 Airline Landing Weights – All Airlines for Fiscal Year 2012/13
- 12 Airline Landing Weights – Rates & Charges Airlines Only for Fiscal Year 2012/13

Graphs:

- 1 Domestic Enplaned / Deplaned Passengers Terminal 2
- 2 Domestic Enplaned / Deplaned Passengers Terminal 3
- 3 Domestic Enplaned / Deplaned Passengers Terminal 4
- 4 Total Domestic Enplaned / Deplaned Passengers
- 5 Total International Enplaned / Deplaned Passengers
- 6 Total Enplaned / Deplaned Passengers
- 7 Total Enplaned / Deplaned Cargo (in Tons)
- 8 Sky Harbor International Airport Aircraft Operations
- 9 Deer Valley Airport Aircraft Operations
- 10 Goodyear Airport Aircraft Operations

PASSENGERS, CARGO, AND AIRCRAFT OPERATIONS AT PHOENIX AIRPORTS: May 2013

May	2013	2012	%Chg	Fiscal YTD 2012/13	Fiscal YTD 2011/2012	%Chg	Calendar YTD 2013	Calendar YTD 2012	%Chg
PASSENGERS									
T2	120,870	127,191	-5.0%	1,222,614	1,304,469	-6.3%	613,230	635,959	-3.6%
T3	205,234	206,655	-0.7%	2,148,765	2,247,251	-4.4%	1,057,645	1,062,256	-0.4%
T4	1,360,677	1,312,508	3.7%	14,085,629	13,899,378	1.3%	6,402,049	6,284,067	1.9%
International	80,362	86,081	-6.6%	1,023,677	1,066,042	-4.0%	517,559	536,124	-3.5%
Total Enplaned	1,767,143	1,732,435	2.0%	18,480,685	18,517,140	-0.2%	8,590,483	8,518,406	0.8%
T2	112,721	117,789	-4.3%	1,215,678	1,303,994	-6.8%	596,838	623,318	-4.2%
T3	198,419	202,915	-2.2%	2,184,189	2,277,557	-4.1%	1,054,369	1,064,089	-0.9%
T4	1,314,920	1,278,149	2.9%	14,177,483	13,961,409	1.5%	6,338,568	6,223,594	1.8%
International	77,573	81,702	-5.1%	1,020,194	1,050,898	-2.9%	500,096	526,960	-5.1%
Total Deplaned	1,703,633	1,680,555	1.4%	18,597,544	18,593,858	0.0%	8,489,871	8,437,961	0.6%
Total	3,470,776	3,412,990	1.7%	37,078,229	37,110,998	-0.1%	17,080,354	16,956,367	0.7%
CARGO									
Freight enplaned	11,756	11,462	2.6%	126,520	121,373	4.2%	56,494	54,608	3.5%
Freight deplaned	10,602	10,453	1.4%	121,520	117,543	3.4%	54,328	51,550	5.4%
Total Freight	22,358	21,915	2.0%	248,040	238,916	3.8%	110,822	106,158	4.4%
Mail enplaned	1,343	1,462	-8.1%	14,899	19,123	-22.1%	6,942	8,340	-16.8%
Mail deplaned	1,543	1,646	-6.3%	17,630	17,307	1.9%	8,269	9,126	-9.4%
Total Mail	2,886	3,108	-7.1%	32,529	36,430	-10.7%	15,211	17,466	-12.9%
Total (Tons)	25,244	25,023	0.9%	280,569	275,346	1.9%	126,033	123,624	1.9%
AIRCRAFT OPERATIONS									
Air Carrier/Air Taxi	35,376	36,521	-3.1%	381,608	399,668	-4.5%	174,172	182,213	-4.4%
General Aviation	1,699	1,848	-8.1%	19,722	19,336	2.0%	9,485	9,935	-4.5%
Military	216	251	-13.9%	2,320	2,427	-4.4%	1,124	1,368	-17.8%
Sky Harbor International	37,291	38,620	-3.4%	403,650	421,431	-4.2%	184,781	193,516	-4.5%
Air Carrier/Air Taxi	446	408	9.3%	4,053	4,132	-1.9%	1,951	2,419	-19.3%
General Aviation	32,044	33,311	-3.8%	324,243	328,060	-1.2%	155,778	164,136	-5.1%
Military	9	13	-30.8%	50	272	-81.6%	24	25	-4.0%
Deer Valley Airport	32,499	33,732	-3.7%	328,346	332,464	-1.2%	157,753	166,580	-5.3%
Air Carrier/Air Taxi	62	51	21.6%	759	458	65.7%	406	253	60.5%
General Aviation	10,450	10,914	-4.3%	123,482	125,996	-2.0%	57,192	60,480	-5.4%
Military	193	370	-47.8%	4,932	5,189	-5.0%	1,703	2,388	-28.7%
Goodyear Airport	10,705	11,335	-5.6%	129,173	131,643	-1.9%	59,301	63,121	-6.1%
Total	80,495	83,687	-3.8%	861,169	885,538	-2.8%	401,835	423,217	-5.1%

Passenger Activity Report * * * Sky Harbor International Airport * * * May 2013

Airline	Enplaned Passengers			Deplaned Passengers			Total Passengers		
	2013	2012	% Chg	2013	2012	% Chg	2013	2012	% Chg
TERMINAL 2									
Alaska Airlines	30,068	31,953	-5.9%	27,165	28,510	-4.7%	57,233	60,463	-5.3%
Continental Airlines		54,080	-100.0%		48,450	-100.0%		102,530	-100.0%
Great Lakes Aviation	1,082	1,106	-2.2%	1,163	933	24.7%	2,245	2,039	10.1%
United Airlines	89,720	40,052	124.0%	84,393	39,896	111.5%	174,113	79,948	117.8%
Total	120,870	127,191	-5.0%	112,721	117,789	-4.3%	233,591	244,980	-4.6%
TERMINAL 3									
American Airlines	60,557	60,102	0.8%	59,154	59,144	0.0%	119,711	119,246	0.4%
Delta Air Lines	110,325	112,753	-2.2%	105,569	110,413	-4.4%	215,894	223,166	-3.3%
Frontier Airlines	16,037	16,525	-3.0%	16,248	16,645	-2.4%	32,285	33,170	-2.7%
Hawaiian Airlines	7,457	7,301	2.1%	7,344	7,222	1.7%	14,801	14,523	1.9%
jetBlue Airways	8,479	8,298	2.2%	8,094	7,867	2.9%	16,573	16,165	2.5%
MN Airlines dba Sun Country	2,379	1,676	41.9%	2,010	1,624	23.8%	4,389	3,300	33.0%
Total	205,234	206,655	-0.7%	198,419	202,915	-2.2%	403,653	409,570	-1.4%
TERMINAL 4									
Aerovias de Mexico dba Aeromexico	990	1,154	-14.2%	863	1,104	-21.8%	1,853	2,258	-17.9%
Air Canada	4,389	5,024	-12.6%	3,945	4,037	-2.3%	8,334	9,061	-8.0%
AirTran Airways		8,856	-100.0%		8,364	-100.0%		17,220	-100.0%
British Airways	10,023	8,342	20.2%	9,450	8,449	11.8%	19,473	16,791	16.0%
Southwest Airlines	558,184	541,178	3.1%	536,598	522,264	2.7%	1,094,782	1,063,442	2.9%
US Airways	861,202	826,825	4.2%	835,900	809,291	3.3%	1,697,102	1,636,116	3.7%
WestJet	6,251	7,210	-13.3%	5,737	6,342	-9.5%	11,988	13,552	-11.5%
Total	1,441,039	1,398,589	3.0%	1,392,493	1,359,851	2.4%	2,833,532	2,758,440	2.7%
GRAND TOTAL	1,767,143	1,732,435	2.0%	1,703,633	1,680,555	1.4%	3,470,776	3,412,990	1.7%

Sky Harbor International Airport - Passenger and Activity Worksheet May 2013

Airline	Enplaned Passengers				Deplaned Passengers			Freight		Mail		Landed Weight	Landings					
	Domestic	Connect	Internat'l	Total	Domestic	Internat'l	Total	Enplaned	Deplaned	Enplaned	Deplaned							
TERMINAL 2																		
Alaska Airlines	30,068			30,068	27,165		27,165	12,760	51,263			27,917,500	216					
Continental Airlines																		
Great Lakes Aviation	1,082			1,082	1,163		1,163	64	297			3,558,100	221					
United Airlines	89,720			89,720	84,393		84,393	60,598	57,088	197,032	172,480	93,817,700	751					
Subtotal Terminal 2	120,870			120,870	112,721		112,721	73,422	108,648	197,032	172,480	125,293,300	1,188					
TERMINAL 3																		
American Airlines	60,557			60,557	59,154		59,154	1,893	36,906		10	58,913,000	545					
Delta Air Lines	110,325			110,325	105,569		105,569	17,664	82,892	310,031	371,071	114,524,200	796					
Frontier Airlines	16,037			16,037	16,248		16,248	4,066	33,013			16,477,133	131					
Hawaiian Airlines	7,457			7,457	7,344		7,344	90,456	54,544			9,795,000	31					
jetBlue Airways	8,479			8,479	8,094		8,094					8,804,000	62					
MN Airlines dba Sun Country	2,379			2,379	2,010		2,010				41,659	3,100,800	24					
Subtotal Terminal 3	205,234			205,234	198,419		198,419	114,079	207,355	310,031	412,740	211,614,133	1,589					
TERMINAL 4																		
Aerovias de Mexico dba Aeromexico			990	990		863	863					1,319,019	31					
Air Canada			4,389	4,389		3,945	3,945	809	357	1,477	345	4,437,500	31					
AirTran Airways																		
British Airways			10,023	10,023		9,450	9,450	414,478	260,790			19,488,832	31					
Southwest Airlines	406,560	151,624		558,184	536,598		536,598	1,229,333	1,472,107			631,092,000	5,052					
US Airways	436,308	359,934	64,960	861,202	772,585	63,315	835,900	1,908,743	1,736,728	2,114,060	2,258,682	997,534,400	8,244					
WestJet	6,251			6,251	5,737		5,737					5,698,100	40					
Subtotal Terminal 4	849,119	511,558	80,362	1,441,039	1,314,920	77,573	1,392,493	3,553,363	3,469,982	2,115,537	2,259,027	1,659,569,851	13,429					
Total Passenger Airlines	1,175,223	511,558	80,362	1,767,143	1,626,060	77,573	1,703,633	3,740,864	3,785,985	2,622,600	2,844,247	1,996,477,284	16,206					
AIR CARGO (SOUTH)																		
Federal Express								11,510,570	9,104,723			53,959,400	133					
United Parcel Service								5,879,554	5,768,624	62,770	241,219	37,253,680	123					
Subtotal Air Cargo (South)								17,390,124	14,873,347	62,770	241,219	91,213,080	256					
AIR CARGO (WEST)																		
ABX Air								1,698,314	1,676,700			12,016,000	44					
Aimet Systems								12,615	16,134			420,400	38					
Ameriflight								444,466	478,721			4,839,954	356					
Empire Airlines								123,317	94,330			799,000	94					
IFL Group								101,425	278,909			1,102,000	19					
Subtotal Air Cargo (West)								2,380,137	2,544,794			19,177,354	551					
Total Cargo Airlines								19,770,261	17,418,141	62,770	241,219	110,390,434	807					
Grand Total	1,175,223	511,558	80,362	1,767,143	1,626,060	77,573	1,703,633	23,511,125	21,204,126	2,685,370	3,085,466	2,106,867,718	17,013					
Total All Passengers:	3,470,776							Total Air Cargo in Tons:		11,756	+	10,602	+	1,343	+	1,543	=	25,243

Sky Harbor International Airport - Passenger and Activity Worksheet May 2012

Airline	Enplaned Passengers				Deplaned Passengers			Freight		Mail		Landed Weight	Landings
	Domestic	Connect	Internat'l	Total	Domestic	Internat'l	Total	Enplaned	Deplaned	Enplaned	Deplaned		
TERMINAL 2													
Alaska Airlines	31,953			31,953	28,510		28,510	7,786	43,707			29,691,500	217
Continental Airlines	54,080			54,080	48,450		48,450	140,173	58,237	384,240	271,441	56,314,100	385
Great Lakes Aviation	1,106			1,106	933		933	86	299			3,187,800	198
United Airlines	40,052			40,052	39,896		39,896	9,595	18,341	55,365	218,962	50,011,500	406
Subtotal Terminal 2	127,191			127,191	117,789		117,789	157,640	120,584	439,605	490,403	139,204,900	1,206
TERMINAL 3													
American Airlines	60,102			60,102	59,144		59,144	7,601	63,207			57,871,020	538
Delta Air Lines	112,753			112,753	110,413		110,413	48,397	231,070	131,099	301,562	125,417,800	846
Frontier Airlines	16,525			16,525	16,645		16,645	3,379	45,494			17,565,120	145
Hawaiian Airlines	7,301			7,301	7,222		7,222	93,439	55,338			10,140,000	32
jetBlue Airways	8,298			8,298	7,867		7,867					8,804,000	62
MN Airlines dba Sun Country	1,676			1,676	1,624		1,624			16,672	9,826	2,218,400	16
Subtotal Terminal 3	206,655			206,655	202,915		202,915	152,816	395,109	147,771	311,388	222,016,340	1,639
TERMINAL 4													
Aerovias de Mexico dba Aeromexico			1,154	1,154		1,104	1,104					1,319,019	31
Air Canada			5,024	5,024		4,037	4,037	694	29	286	1,777	5,269,000	31
AirTran Airways	8,856			8,856	8,364		8,364					11,904,000	93
British Airways			8,342	8,342		8,449	8,449	278,474	355,403			16,345,472	26
Southwest Airlines	388,689	152,489		541,178	522,264		522,264	1,647,359	1,434,109			650,110,000	5,247
US Airways	401,184	361,290	64,351	826,825	747,521	61,770	809,291	1,852,506	1,810,091	2,259,771	2,339,942	985,499,300	8,489
WestJet			7,210	7,210		6,342	6,342					7,690,800	60
Subtotal Terminal 4	798,729	513,779	86,081	1,398,589	1,278,149	81,702	1,359,851	3,779,033	3,599,632	2,260,057	2,341,719	1,678,137,591	13,977
Total Passenger Airlines	1,132,575	513,779	86,081	1,732,435	1,598,853	81,702	1,680,555	4,089,489	4,115,325	2,847,433	3,143,510	2,039,358,831	16,822
AIR CARGO (SOUTH)													
Federal Express								9,282,013	9,792,228			49,474,800	123
United Parcel Service								6,482,799	6,004,903	76,590	147,974	37,947,440	127
Subtotal Air Cargo (South)								15,764,812	15,797,131	76,590	147,974	87,422,240	250
AIR CARGO (WEST)													
ABX Air								74,059	71,321			544,000	2
Airnet Systems								20,743	35,155			365,900	23
Ameriflight								437,389	476,292			4,679,968	356
DHL Express/Atlas Air								2,280,853				11,424,000	42
Empire Airlines								105,177	114,347			807,500	95
IFL Group								151,132	296,623			1,276,000	22
Subtotal Air Cargo (West)								3,069,353	993,738			19,097,368	540
Total Cargo Airlines								18,834,165	16,790,869	76,590	147,974	106,519,608	790
Grand Total	1,132,575	513,779	86,081	1,732,435	1,598,853	81,702	1,680,555	22,923,654	20,906,194	2,924,023	3,291,484	2,145,878,439	17,612
Total All Passengers:	3,412,990							Total Air Cargo in Tons:	11,462	+ 10,453	+ 1,462	+ 1,646	= 25,023

Sky Harbor International Airport - Enplaned Passengers by Carrier
Fiscal Year 2012/13

Airline	Jul	Aug	Sep	Oct	Nov	Dec	Jan	Feb	Mar	Apr	May	Jun	Total
TERMINAL 2													
Alaska Airlines	23,123	22,509	19,600	24,167	27,516	28,039	28,877	27,716	36,092	33,908	30,068		301,615
Continental Airlines	45,382	43,725	37,165	51,297	47,546	39,142	42,170	35,956	63,366				405,749
Great Lakes Aviation	953	995	916	588	429	467	394	396	601	700	1,082		7,521
United Airlines	29,691	31,655	30,226	33,253	33,580	37,420	40,524	43,749	44,312	93,599	89,720		507,729
Total	99,149	98,884	87,907	109,305	109,071	105,068	111,965	107,817	144,371	128,207	120,870		1,222,614
TERMINAL 3													
American Airlines	45,983	42,785	48,500	54,203	56,422	63,376	64,504	62,167	73,012	57,944	60,557		629,453
Delta Air Lines	105,341	100,537	84,651	100,401	96,324	91,823	94,082	96,872	130,232	121,970	110,325		1,132,558
Frontier Airlines	16,336	15,933	16,342	18,651	19,656	19,486	19,448	18,691	23,612	19,077	16,037		203,269
Hawaiian Airlines	7,135	6,698	6,721	7,414	6,952	7,559	7,249	6,309	7,554	6,858	7,457		77,906
jetBlue Airways	7,895	8,216	6,508	7,379	7,508	7,475	6,846	6,261	8,305	7,792	8,479		82,664
MN Airlines dba Sun Country		63		1,611	2,349	2,887	2,784	3,172	4,236	3,434	2,379		22,915
Total	182,690	174,232	162,722	189,659	189,211	192,606	194,913	193,472	246,951	217,075	205,234		2,148,765
TERMINAL 4													
Aerovias de Mexico dba Aeromexico	1,286	979	898	1,160	1,103	1,175	1,095	751	859	884	990		11,180
Air Canada	3,472	3,453	3,408	5,341	8,334	8,287	8,608	8,904	11,408	9,337	4,389		74,941
AirTran Airways	6,053	7,393	6,302	3,953	3,699	3,588	530						31,518
British Airways	6,721	7,776	8,212	7,556	6,173	6,350	6,981	5,068	8,179	8,746	10,023		81,785
Southwest Airlines	574,693	539,737	456,575	523,098	500,589	491,821	477,007	465,483	585,281	540,629	558,184		5,713,097
US Airways	899,210	853,264	731,072	824,507	811,853	813,314	786,034	714,822	921,123	821,104	861,202		9,037,505
WestJet	3,643	3,626	3,357	6,891	19,764	20,012	21,824	23,229	26,503	24,180	6,251		159,280
Total	1,495,078	1,416,228	1,209,824	1,372,506	1,351,515	1,344,547	1,302,079	1,218,257	1,553,353	1,404,880	1,441,039		15,109,306
GRAND TOTAL	1,776,917	1,689,344	1,460,453	1,671,470	1,649,797	1,642,221	1,608,957	1,519,546	1,944,675	1,750,162	1,767,143		18,480,685

Sky Harbor International Airport - Deplaned Passengers by Carrier
Fiscal Year 2012/13

Airline	Jul	Aug	Sep	Oct	Nov	Dec	Jan	Feb	Mar	Apr	May	Jun	Total
TERMINAL 2													
Alaska Airlines	22,492	21,841	21,217	25,820	28,041	27,743	30,441	28,669	37,050	31,098	27,165		301,577
Continental Airlines	46,234	43,780	37,554	53,644	47,449	40,089	41,930	36,677	63,595				410,952
Great Lakes Aviation	993	1,117	836	608	501	473	459	382	625	678	1,163		7,835
United Airlines	30,154	31,949	32,448	33,671	33,196	36,990	39,446	43,007	43,616	86,444	84,393		495,314
Total	99,873	98,687	92,055	113,743	109,187	105,295	112,276	108,735	144,886	118,220	112,721		1,215,678
TERMINAL 3													
American Airlines	49,898	43,841	51,290	55,839	55,973	65,604	66,755	63,943	72,012	56,204	59,154		640,513
Delta Air Lines	108,490	104,012	89,156	103,788	98,037	96,167	98,562	98,878	132,322	110,880	105,569		1,145,861
Frontier Airlines	17,117	16,284	17,380	20,161	19,828	19,706	20,383	19,044	23,716	20,167	16,248		210,034
Hawaiian Airlines	7,090	7,332	6,864	7,450	7,054	7,202	7,470	6,489	7,718	7,324	7,344		79,337
JetBlue Airways	8,229	8,349	6,948	7,642	7,736	7,599	7,093	6,628	8,289	7,682	8,094		84,289
MN Airlines dba Sun Country		69		2,103	2,691	2,891	3,589	3,916	4,460	2,426	2,010		24,155
Total	190,824	179,887	171,638	196,983	191,319	199,169	203,852	198,898	248,517	204,683	198,419		2,184,189
TERMINAL 4													
Aerovias de Mexico dba Aeromexico	1,393	1,033	894	1,004	1,030	1,009	1,191	714	974	673	863		10,778
Air Canada	3,301	3,425	3,087	5,336	8,676	8,942	9,000	9,596	11,155	8,593	3,945		75,056
AirTran Airways	6,816	7,758	6,590	4,021	3,800	3,627	504						33,116
British Airways	9,024	8,314	8,517	8,514	6,663	7,262	7,676	6,411	9,702	8,717	9,450		90,250
Southwest Airlines	580,963	537,224	463,352	530,628	494,704	491,794	482,367	467,815	592,093	504,657	536,598		5,682,195
US Airways	903,033	867,697	742,566	834,659	816,868	912,649	782,160	723,474	924,003	790,858	835,900		9,143,867
WestJet	3,802	3,854	3,701	8,382	21,397	21,704	23,128	24,809	27,446	18,455	5,737		162,415
Total	1,508,332	1,429,305	1,228,707	1,392,544	1,353,138	1,446,987	1,316,026	1,232,819	1,565,373	1,331,953	1,392,493		15,197,677
GRAND TOTAL	1,799,029	1,707,879	1,492,400	1,703,270	1,653,644	1,751,451	1,632,154	1,540,452	1,958,776	1,654,856	1,703,633		18,597,544

Sky Harbor International Airport - Total Passengers by Carrier
Fiscal Year 2012/13

Airline	Jul	Aug	Sep	Oct	Nov	Dec	Jan	Feb	Mar	Apr	May	Jun	Total
TERMINAL 2													
Alaska Airlines	45,615	44,350	40,817	49,987	55,557	55,782	59,318	56,385	73,142	65,006	57,233		603,192
Continental Airlines	91,616	87,505	74,719	104,941	94,995	79,231	84,100	72,633	126,961				816,701
Great Lakes Aviation	1,946	2,112	1,752	1,196	930	940	853	778	1,226	1,378	2,245		15,356
United Airlines	59,845	63,604	62,674	66,924	66,776	74,410	79,970	86,756	87,928	180,043	174,113		1,003,043
Total	199,022	197,571	179,962	223,048	218,258	210,363	224,241	216,552	289,257	246,427	233,591		2,438,292
TERMINAL 3													
American Airlines	95,881	86,626	99,790	110,042	112,395	128,980	131,259	126,110	145,024	114,148	119,711		1,269,966
Delta Air Lines	213,831	204,549	173,807	204,189	194,361	187,990	192,644	195,750	262,554	232,850	215,894		2,278,419
Frontier Airlines	33,453	32,217	33,722	38,812	39,484	39,192	39,831	37,735	47,328	39,244	32,285		413,303
Hawaiian Airlines	14,225	14,030	13,585	14,864	14,006	14,761	14,719	12,798	15,272	14,182	14,801		157,243
jetBlue Airways	16,124	16,565	13,456	15,021	15,244	15,074	13,939	12,889	16,594	15,474	16,573		166,953
MN Airlines dba Sun Country		132		3,714	5,040	5,778	6,373	7,088	8,696	5,860	4,389		47,070
Total	373,514	354,119	334,360	386,642	380,530	391,775	398,765	392,370	495,468	421,758	403,653		4,332,954
TERMINAL 4													
Aerovias de Mexico dba Aeromexico	2,679	2,012	1,792	2,164	2,133	2,184	2,286	1,465	1,833	1,557	1,853		21,958
AirTran Airways	12,869	15,151	12,892	7,974	7,499	7,215	1,034						64,634
Air Canada	6,773	6,878	6,495	10,677	17,010	17,229	17,608	18,500	22,563	17,930	8,334		149,997
British Airways	15,745	16,090	16,729	16,070	12,836	13,612	14,657	11,479	17,881	17,463	19,473		172,035
Southwest Airlines	1,155,656	1,076,961	919,927	1,053,726	995,293	983,615	959,374	933,298	1,177,374	1,045,286	1,094,782		11,395,292
US Airways	1,802,243	1,720,961	1,473,638	1,659,166	1,628,721	1,725,963	1,578,194	1,438,296	1,845,126	1,611,962	1,697,102		18,181,372
WestJet	7,445	7,480	7,058	15,273	41,161	41,716	44,952	48,038	53,949	42,635	11,988		321,695
Total	3,003,410	2,845,533	2,438,531	2,765,050	2,704,653	2,791,534	2,618,105	2,451,076	3,118,726	2,736,833	2,833,532		30,306,983
GRAND TOTAL	3,575,946	3,397,223	2,952,853	3,374,740	3,303,441	3,393,672	3,241,111	3,059,998	3,903,451	3,405,018	3,470,776		37,078,229

Sky Harbor International Airport - Enplaned Passengers by Carrier
Calendar Year 2013

Airline	Jan	Feb	Mar	Apr	May	Jun	Jul	Aug	Sep	Oct	Nov	Dec	Total
TERMINAL 2													
Alaska Airlines	28,877	27,716	36,092	33,908	30,068								156,661
Continental Airlines	42,170	35,956	63,366										141,492
Great Lakes Aviation	394	396	601	700	1,082								3,173
United Airlines	40,524	43,749	44,312	93,599	89,720								311,904
Total	111,965	107,817	144,371	128,207	120,870								613,230
TERMINAL 3													
American Airlines	64,504	62,167	73,012	57,944	60,557								318,184
Delta Air Lines	94,082	96,872	130,232	121,970	110,325								553,481
Frontier Airlines	19,448	18,691	23,612	19,077	16,037								96,865
Hawaiian Airlines	7,249	6,309	7,554	6,858	7,457								35,427
jetBlue Airways	6,846	6,261	8,305	7,792	8,479								37,683
MN Airlines dba Sun Country	2,784	3,172	4,236	3,434	2,379								16,005
Total	194,913	193,472	246,951	217,075	205,234								1,057,645
TERMINAL 4													
Aerovias de Mexico dba Aeromexico	1,095	751	859	884	990								4,579
Air Canada	8,608	8,904	11,408	9,337	4,389								42,646
AirTran Airways	530												530
British Airways	6,981	5,068	8,179	8,746	10,023								38,997
Southwest Airlines	477,007	465,483	585,281	540,629	558,184								2,626,584
US Airways	786,034	714,822	921,123	821,104	861,202								4,104,285
WestJet	21,824	23,229	26,503	24,180	6,251								101,987
Total	1,302,079	1,218,257	1,553,353	1,404,880	1,441,039								6,919,608
GRAND TOTAL	1,608,957	1,519,546	1,944,675	1,750,162	1,767,143								8,590,483

Sky Harbor International Airport - Deplaned Passengers by Carrier
Calendar Year 2013

Airline	Jan	Feb	Mar	Apr	May	Jun	Jul	Aug	Sep	Oct	Nov	Dec	Total
TERMINAL 2													
Alaska Airlines	30,441	28,669	37,050	31,098	27,165								154,423
Continental Airlines	41,930	36,677	63,595										142,202
Great Lakes Aviation	459	382	625	678	1,163								3,307
United Airlines	39,446	43,007	43,616	86,444	84,393								296,906
Total	112,276	108,735	144,886	118,220	112,721								596,838
TERMINAL 3													
American Airlines	66,755	63,943	72,012	56,204	59,154								318,068
Delta Air Lines	98,562	98,878	132,322	110,880	105,569								546,211
Frontier Airlines	20,383	19,044	23,716	20,167	16,248								99,558
Hawaiian Airlines	7,470	6,489	7,718	7,324	7,344								36,345
jetBlue Airways	7,093	6,628	8,289	7,682	8,094								37,786
MN Airlines dba Sun Country	3,589	3,916	4,460	2,426	2,010								16,401
Total	203,852	198,898	248,517	204,683	198,419								1,054,369
TERMINAL 4													
Aerovias de Mexico dba Aeromexico	1,191	714	974	673	863								4,415
Air Canada	9,000	9,596	11,155	8,593	3,945								42,289
AirTran Airways	504												504
British Airways	7,676	6,411	9,702	8,717	9,450								41,956
Southwest Airlines	482,367	467,815	592,093	504,657	536,598								2,583,530
US Airways	792,160	723,474	924,003	790,858	835,900								4,066,395
WestJet	23,128	24,809	27,446	18,455	5,737								99,575
Total	1,316,026	1,232,819	1,565,373	1,331,953	1,392,493								6,838,664
GRAND TOTAL	1,632,154	1,540,452	1,958,776	1,654,856	1,703,633								8,489,871

Sky Harbor International Airport - Total Passengers by Carrier
Calendar Year 2013

Airline	Jan	Feb	Mar	Apr	May	Jun	Jul	Aug	Sep	Oct	Nov	Dec	Total
TERMINAL 2													
Alaska Airlines	59,318	56,385	73,142	65,006	57,233								311,084
Continental Airlines	84,100	72,633	126,961										283,694
Great Lakes Aviation	853	778	1,226	1,378	2,245								6,480
United Airlines	79,970	86,756	87,928	180,043	174,113								608,810
Total	224,241	216,552	289,257	246,427	233,591								1,210,068
TERMINAL 3													
American Airlines	131,259	126,110	145,024	114,148	119,711								636,252
Delta Air Lines	192,644	195,750	262,554	232,850	215,894								1,099,692
Frontier Airlines	39,831	37,735	47,328	39,244	32,285								196,423
Hawaiian Airlines	14,719	12,798	15,272	14,182	14,801								71,772
jetBlue Airways	13,939	12,889	16,594	15,474	16,573								75,469
MN Airlines dba Sun Country	6,373	7,088	8,696	5,860	4,389								32,406
Total	398,765	392,370	495,468	421,758	403,653								2,112,014
TERMINAL 4													
Aerovias de Mexico dba Aeromexico	2,286	1,465	1,833	1,557	1,853								8,994
Air Canada	17,608	18,500	22,563	17,930	8,334								84,935
AirTran Airways	1,034												1,034
British Airways	14,657	11,479	17,881	17,463	19,473								80,953
Southwest Airlines	959,374	933,298	1,177,374	1,045,286	1,094,782								5,210,114
US Airways	1,578,194	1,438,296	1,845,126	1,611,962	1,697,102								8,170,680
WestJet	44,952	48,038	53,949	42,635	11,988								201,562
Total	2,618,105	2,451,076	3,118,726	2,736,833	2,833,532								13,758,272
GRAND TOTAL	3,241,111	3,059,998	3,903,451	3,405,018	3,470,776								17,080,354

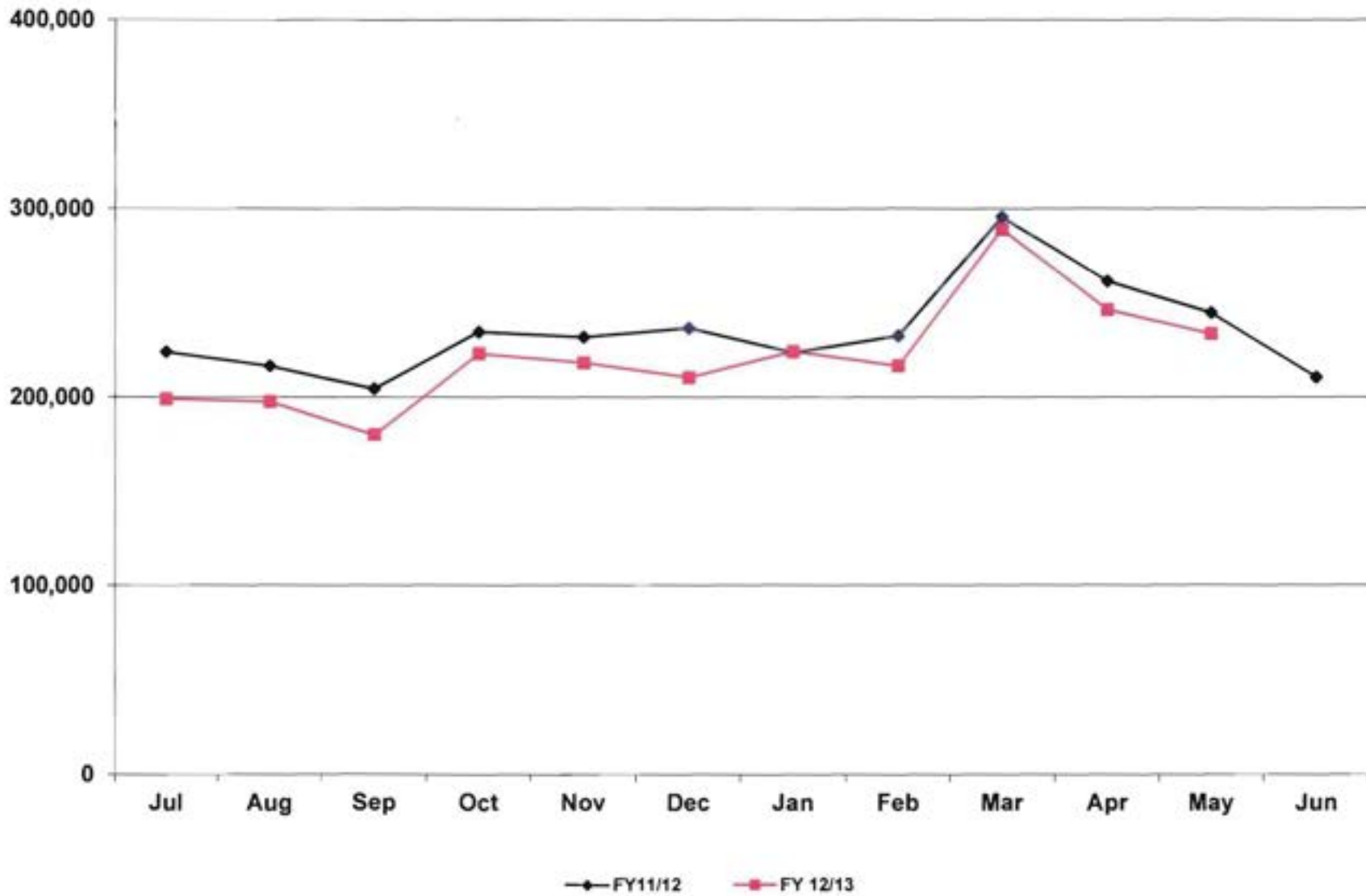
Sky Harbor International Airport
Landing Weights (in Thousands) Fiscal Year 2012/13 - All Airlines

Airline	Jul	Aug	Sep	Oct	Nov	Dec	Jan	Feb	Mar	Apr	May	Jun	Total
Aerovias de Mexico dba Aeromexico	1,319	1,234	1,276	1,319	1,276	1,319	1,362	1,191	1,276	1,276	1,319		14,167
Air Canada	4,054	4,232	4,050	5,868	10,332	11,173	10,211	9,987	11,733	9,541	4,438		85,619
AirTran Airways	7,424	10,240	11,136	3,968	3,840	3,840	512						40,960
Alaska Airlines	24,011	23,164	20,537	24,235	26,876	26,142	29,222	26,313	32,800	31,693	27,918		292,911
American Airlines	47,336	44,578	51,476	52,089	56,231	71,417	70,471	65,121	71,309	55,718	58,913		644,659
British Airways	16,974	16,345	16,345	16,345	13,202	15,717	17,603	16,345	19,489	18,860	19,489		186,714
Continental Airlines	49,789	46,690	42,556	52,676	48,147	42,719	43,572	37,259	66,037				429,445
Delta Air Lines	115,120	114,861	102,088	110,144	107,539	108,488	113,498	110,853	145,510	130,088	114,524		1,272,713
Frontier Airlines	17,660	18,491	19,127	20,709	20,992	21,477	21,819	19,748	24,694	19,435	16,477		220,629
Great Lakes Aviation	2,914	3,123	2,496	2,479	1,610	1,964	2,013	1,819	2,093	2,496	3,558		26,565
Hawaiian Airlines	9,920	9,920	9,600	9,845	9,450	9,545	9,720	8,585	9,520	9,300	9,795		105,200
JetBlue Airways	8,662	8,804	8,236	7,952	8,378	8,804	7,810	7,242	8,804	8,520	8,804		92,016
Southwest Airlines	672,708	647,468	587,962	629,630	579,066	593,788	607,958	554,618	643,922	623,724	631,092		6,771,936
United Airlines	34,772	38,752	41,240	39,637	36,972	43,247	46,375	48,862	49,545	98,395	93,818		571,615
US Airways	1,058,649	993,512	892,288	956,368	952,935	988,602	959,853	866,412	1,050,751	959,908	997,534		10,676,812
WestJet	4,005	4,005	4,022	8,731	24,484	26,162	26,439	24,492	26,981	24,208	5,698		179,227
Passenger	2,075,317	1,985,565	1,814,435	1,944,584	1,904,666	1,977,858	1,972,655	1,802,789	2,168,698	1,996,919	1,996,478		21,639,964
ABX Air	1,195	1,121		12,327	11,424	10,336	11,446	11,067	11,795	12,001	12,016		94,728
Aimet Systems	441	477	455	577	446	429	431	474	449	437	420		5,036
Ameriflight	4,227	4,724	4,177	4,529	4,106	3,833	4,077	3,607	4,145	4,437	4,840		46,702
Atlas Air	10,336	11,424	10,608										32,368
Empire Airlines	731	833	731	850	910	893	961	808	859	748	799		9,123
Federal Express	46,170	50,986	44,268	51,857	55,458	89,309	56,523	47,641	53,136	50,484	53,959		599,791
IFL Group	1,218	1,334	1,130	1,392	1,508	1,160	1,218	1,218	1,044	986	1,102		13,310
United Parcel Service	32,490	37,309	32,712	35,570	44,945	69,964	34,814	32,006	35,256	34,167	37,254		426,487
Cargo	96,808	108,208	94,081	107,102	118,797	175,924	109,470	96,821	106,684	103,260	110,390		1,227,545
Grand Total	2,172,125	2,093,773	1,908,516	2,051,686	2,023,463	2,153,782	2,082,125	1,899,610	2,275,382	2,100,179	2,106,868		22,867,509

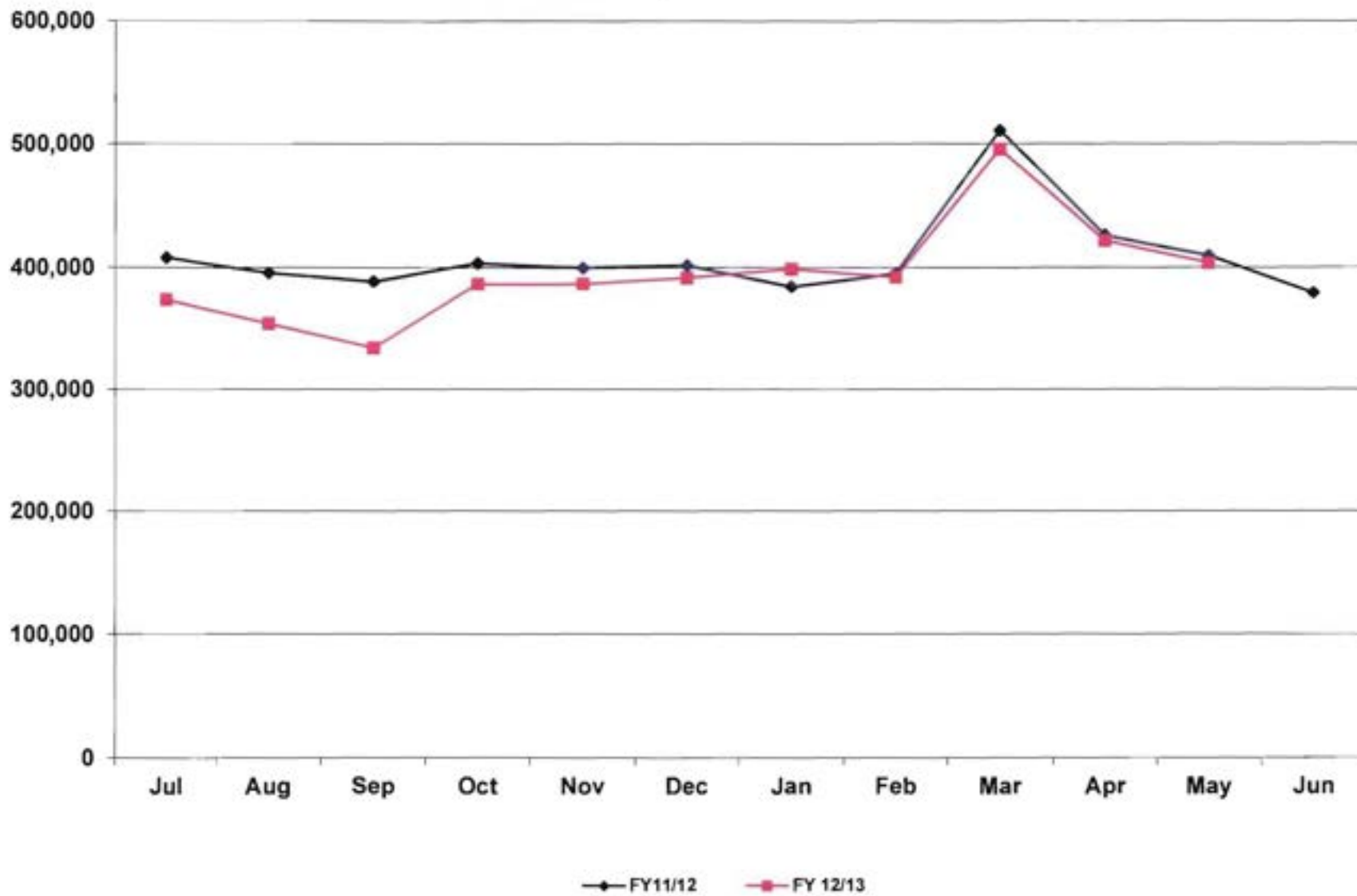
Sky Harbor International Airport
Landing Weights (in Thousands) Fiscal Year 2012/13 - Rates & Charges Airlines

Airline	Jul	Aug	Sep	Oct	Nov	Dec	Jan	Feb	Mar	Apr	May	Jun	Total
Aerovias de Mexico dba Aeromexico	1,319	1,234	1,276	1,319	1,276	1,319	1,362	1,191	1,276	1,276	1,319		14,167
Air Canada	4,054	4,232	4,050	5,868	10,332	11,173	10,211	9,987	11,733	9,541	4,438		85,619
AirTran Airways	7,424	10,240	11,136	3,968	3,840	3,840	512						40,960
Alaska Airlines	24,011	23,164	20,537	24,235	26,876	26,142	29,222	26,313	32,800	31,693	27,918		292,911
American Airlines	47,336	44,578	51,476	52,089	56,231	71,417	70,471	65,121	71,309	55,718	58,913		644,659
British Airways	16,974	16,345	16,345	16,345	13,202	15,717	17,603	16,345	19,489	18,860	19,489		186,714
Continental Airlines	49,789	46,690	42,556	52,676	48,147	42,719	43,572	37,259	66,037				429,445
Delta Air Lines	115,120	114,861	102,088	110,144	107,539	108,488	113,498	110,853	145,510	130,088	114,524		1,272,713
Frontier Airlines	17,660	18,491	19,127	20,709	20,992	21,477	21,819	19,748	24,694	19,435	16,477		220,629
Great Lakes Aviation	2,914	3,123	2,496	2,479	1,610	1,964	2,013	1,819	2,093	2,496	3,558		26,565
Hawaiian Airlines	9,920	9,920	9,600	9,845	9,450	9,545	9,720	8,585	9,520	9,300	9,795		105,200
jetBlue Airways	8,662	8,804	8,236	7,952	8,378	8,804	7,810	7,242	8,804	8,520	8,804		92,016
MN Airlines dba Sun Country		146		2,589	3,336	3,454	4,217	3,942	4,234	3,757	3,101		28,776
Southwest Airlines	672,708	647,468	587,962	629,630	579,066	593,788	607,958	554,618	643,922	623,724	631,092		6,771,936
United Airlines	34,772	38,752	41,240	39,637	36,972	43,247	46,375	48,862	49,545	98,395	93,818		571,615
US Airways	1,058,649	993,512	892,288	956,368	952,935	988,602	959,853	866,412	1,050,751	959,908	997,534		10,676,812
WestJet	4,005	4,005	4,022	8,731	24,484	26,162	26,439	24,492	26,981	24,208	5,698		179,227
Passenger	2,075,317	1,985,565	1,814,435	1,944,584	1,904,666	1,977,858	1,972,655	1,802,789	2,168,698	1,996,919	1,996,478		21,639,964
ABX Air	1,195	1,121		12,327	11,424	10,336	11,446	11,067	11,795	12,001	12,016		94,728
Atlas Air	10,336	11,424	10,608										32,368
Federal Express	46,170	50,966	44,268	51,857	55,458	89,309	56,523	47,641	53,136	50,484	53,959		599,791
IFL Group	1,218	1,334	1,130	1,392	1,508	1,160	1,218	1,218	1,044	986	1,102		13,310
United Parcel Service	32,490	37,309	32,712	35,570	44,945	69,964	34,814	32,006	35,256	34,167	37,254		426,487
Cargo	91,409	102,174	88,718	101,146	113,335	170,769	104,001	91,932	101,231	97,638	104,331		1,166,684
Grand Total	2,166,726	2,087,739	1,903,153	2,045,730	2,018,001	2,148,627	2,076,656	1,894,721	2,269,929	2,094,557	2,100,809		22,806,648

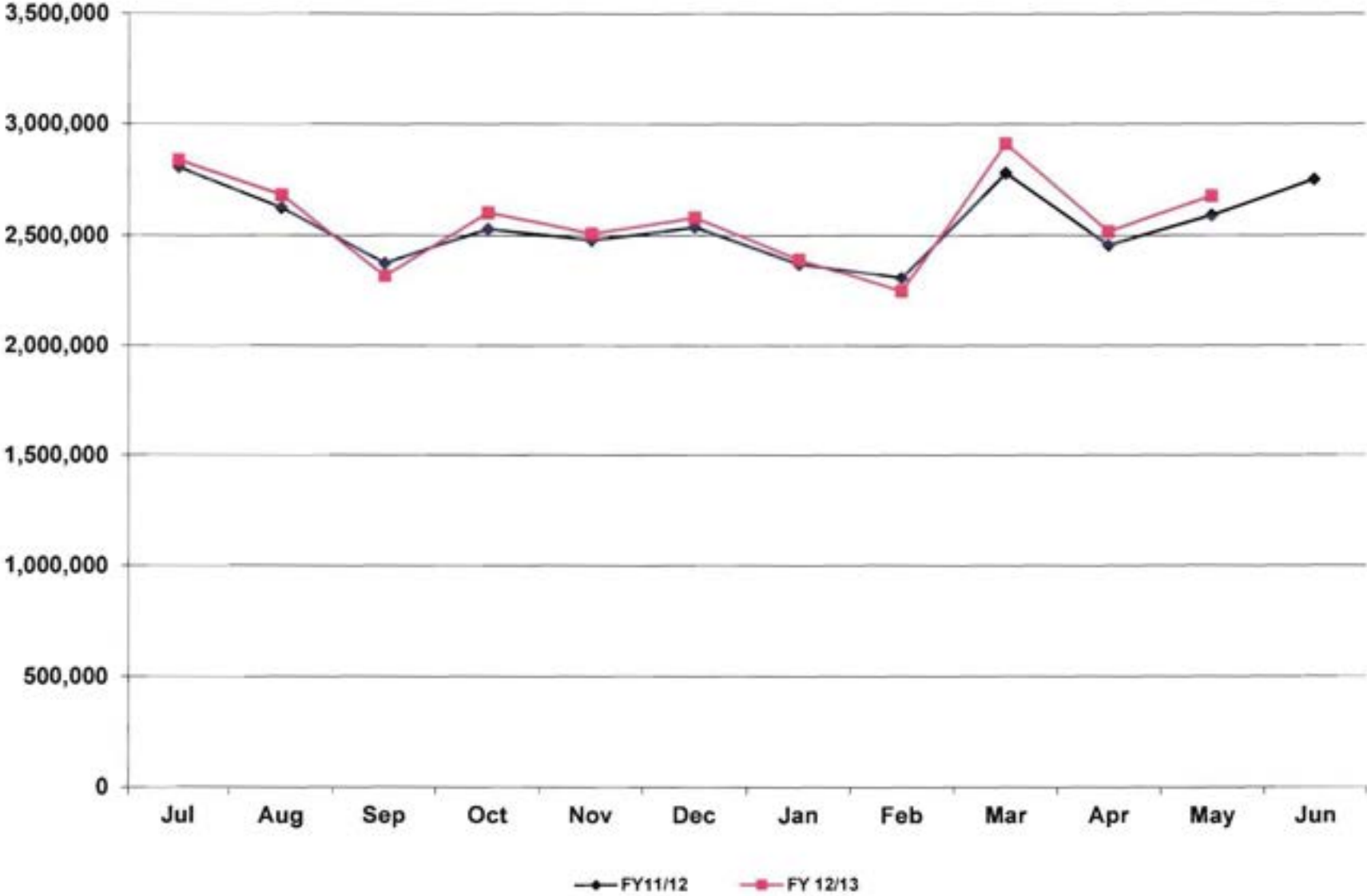
Phoenix Sky Harbor International Airport
Domestic Enplaned/Deplaned Passengers Terminal 2
May 2013



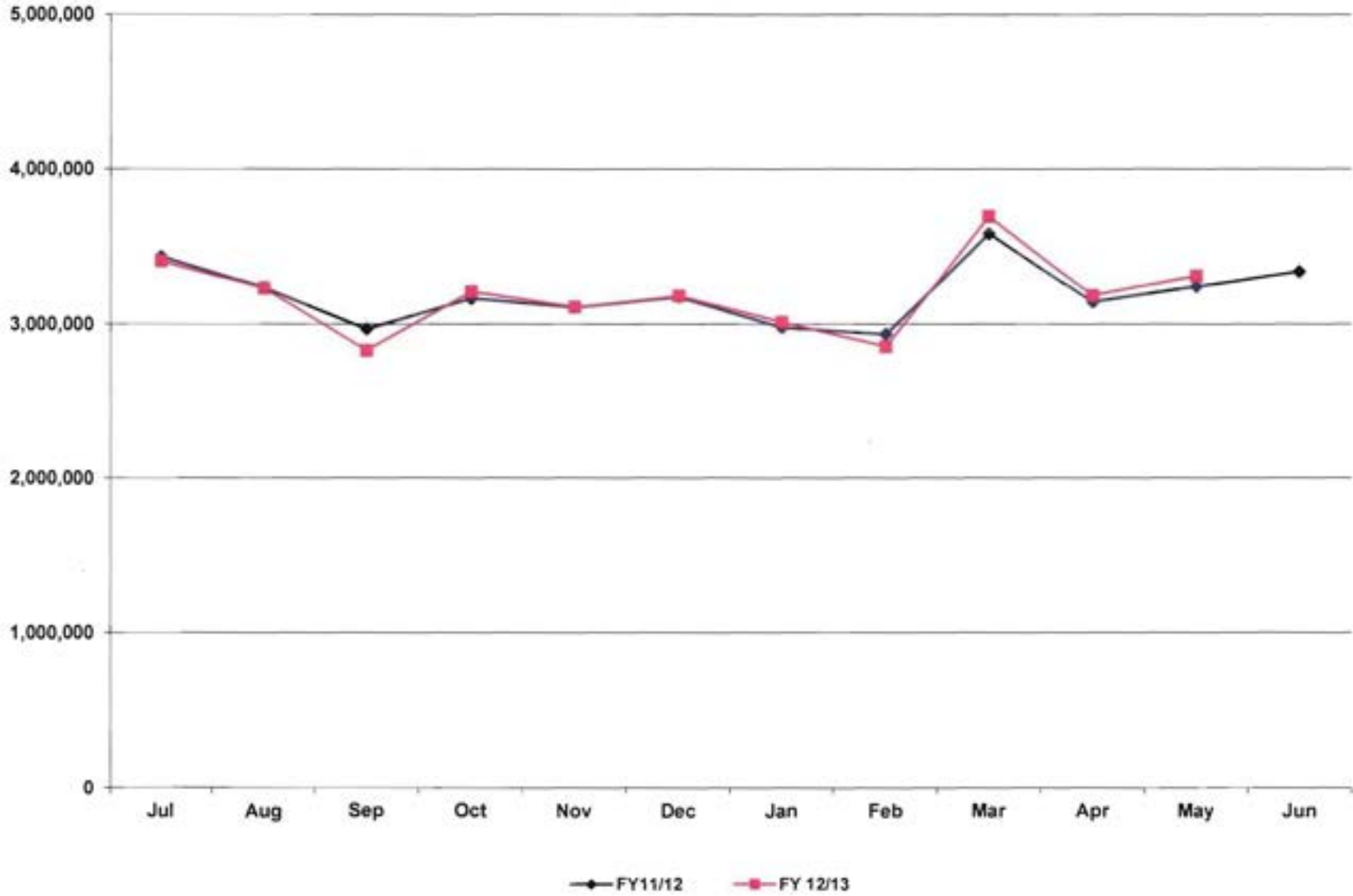
Phoenix Sky Harbor International Airport
Domestic Enplaned/Deplaned Passengers Terminal 3
May 2013



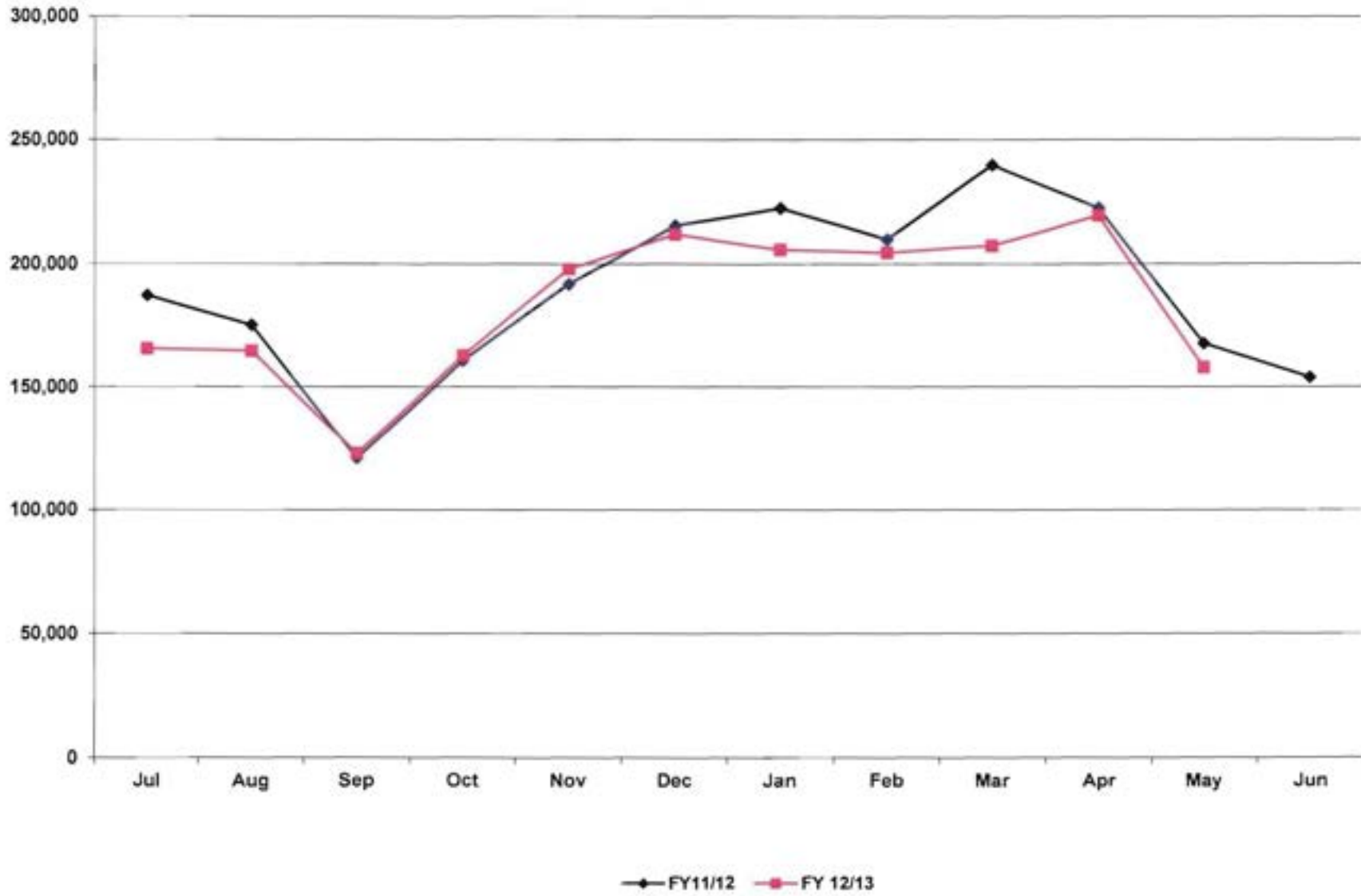
Phoenix Sky Harbor International Airport
Domestic Enplaned/Deplaned Passengers Terminal 4
May 2013



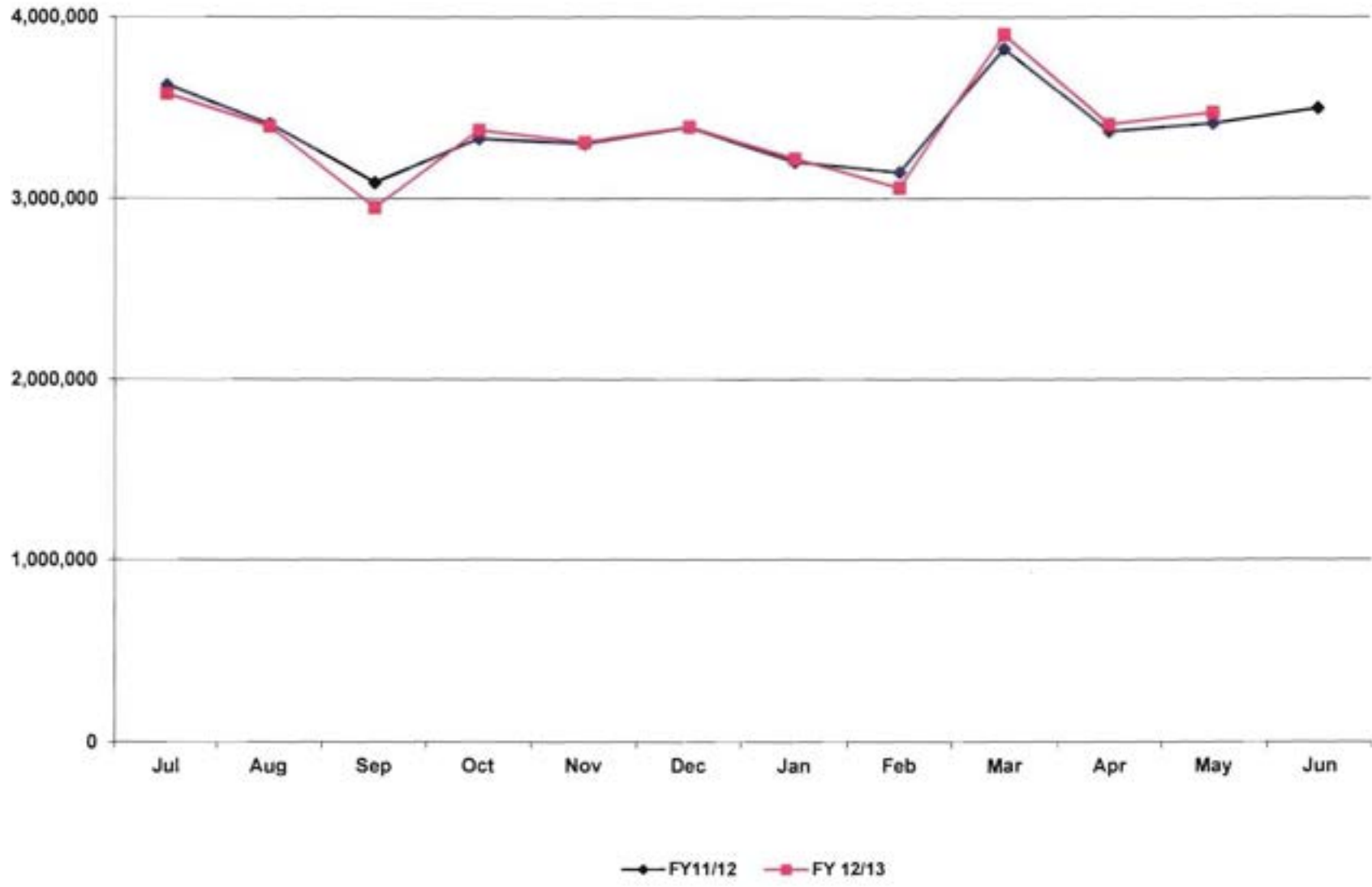
Phoenix Sky Harbor International Airport
Total Domestic Enplaned/Deplaned Passengers
May 2013



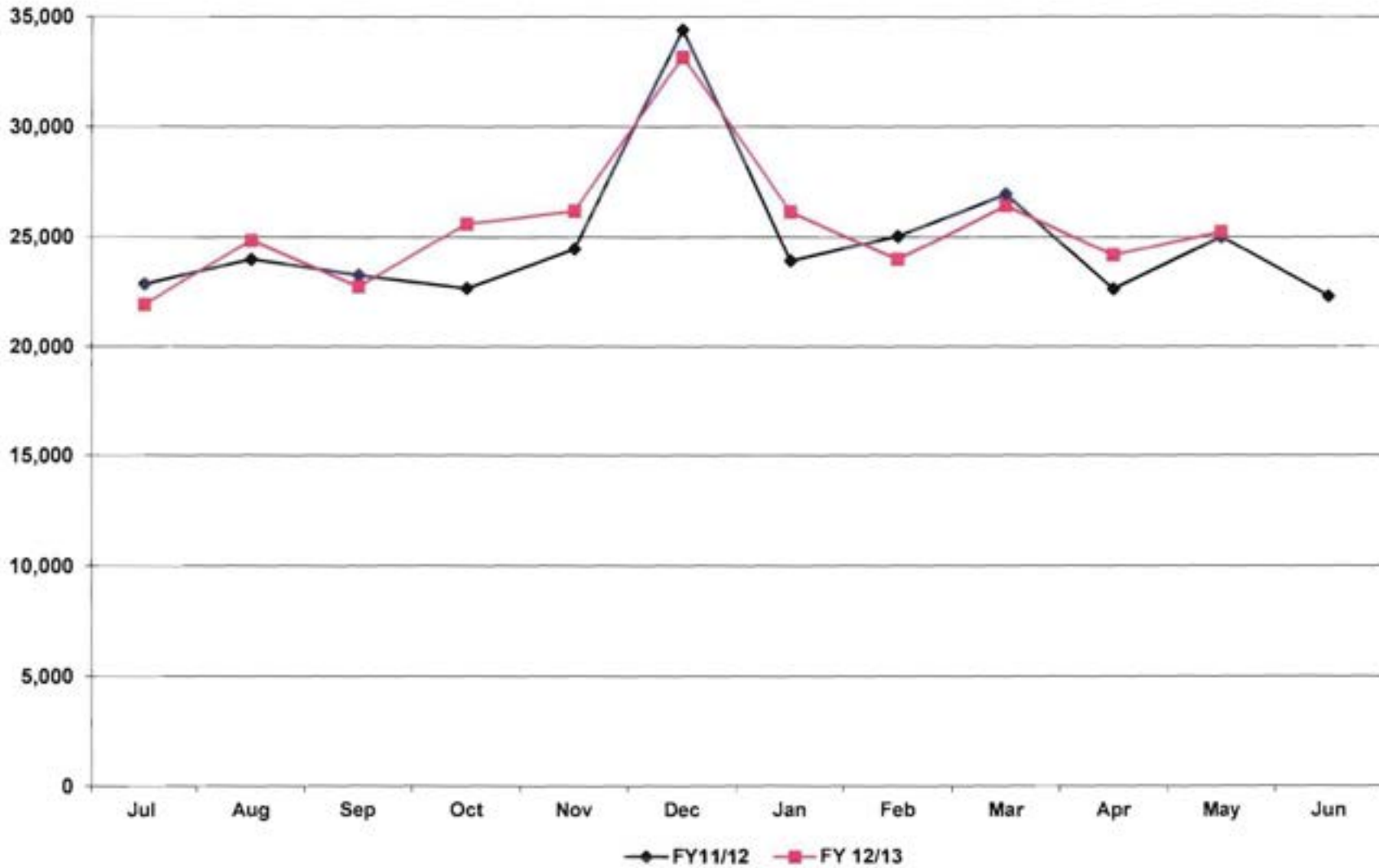
Phoenix Sky Harbor International Airport
Total International Enplaned/Deplaned Passengers
May 2013



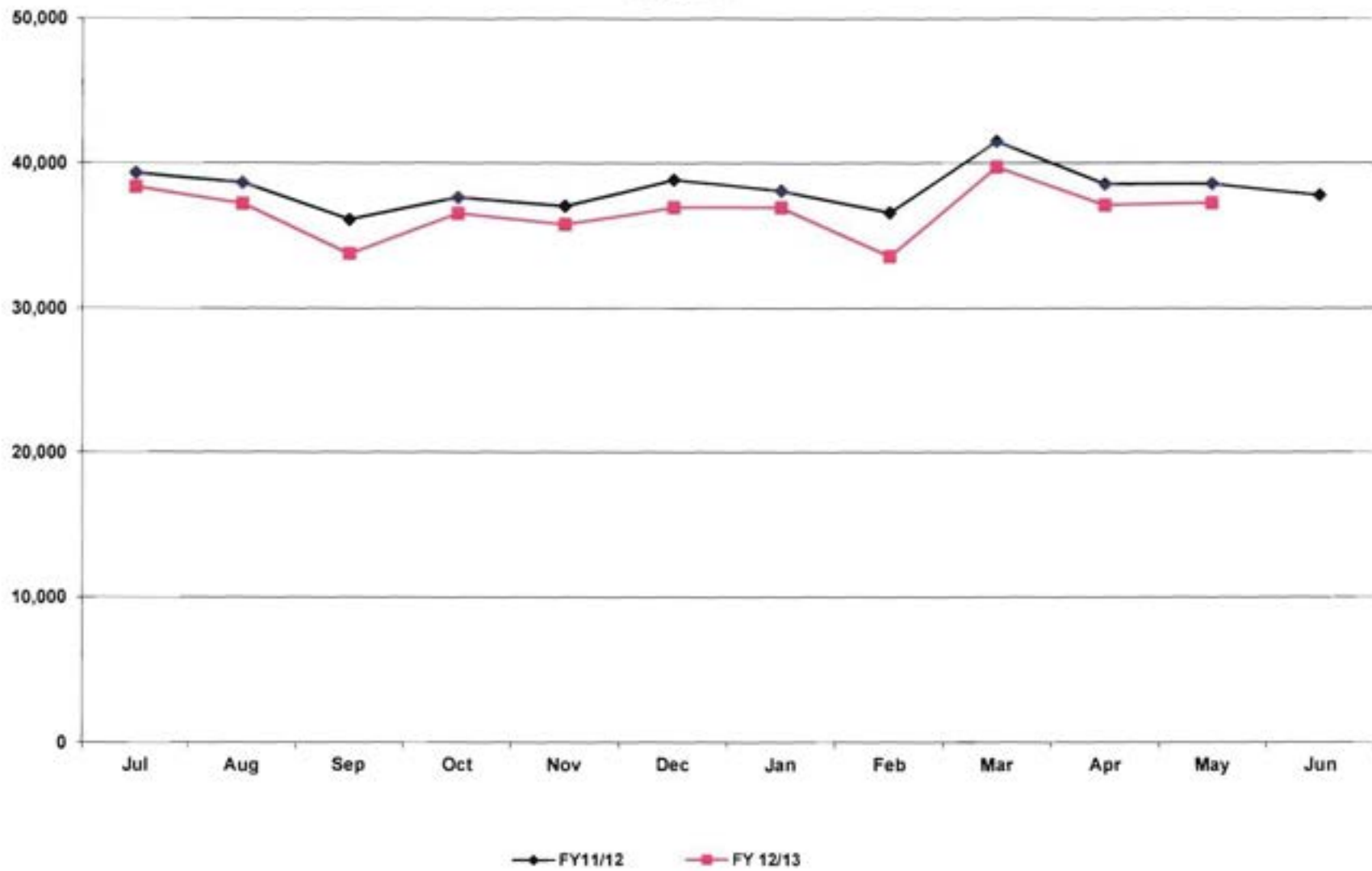
Phoenix Sky Harbor International Airport
Total Enplaned/Deplaned Passengers
May 2013



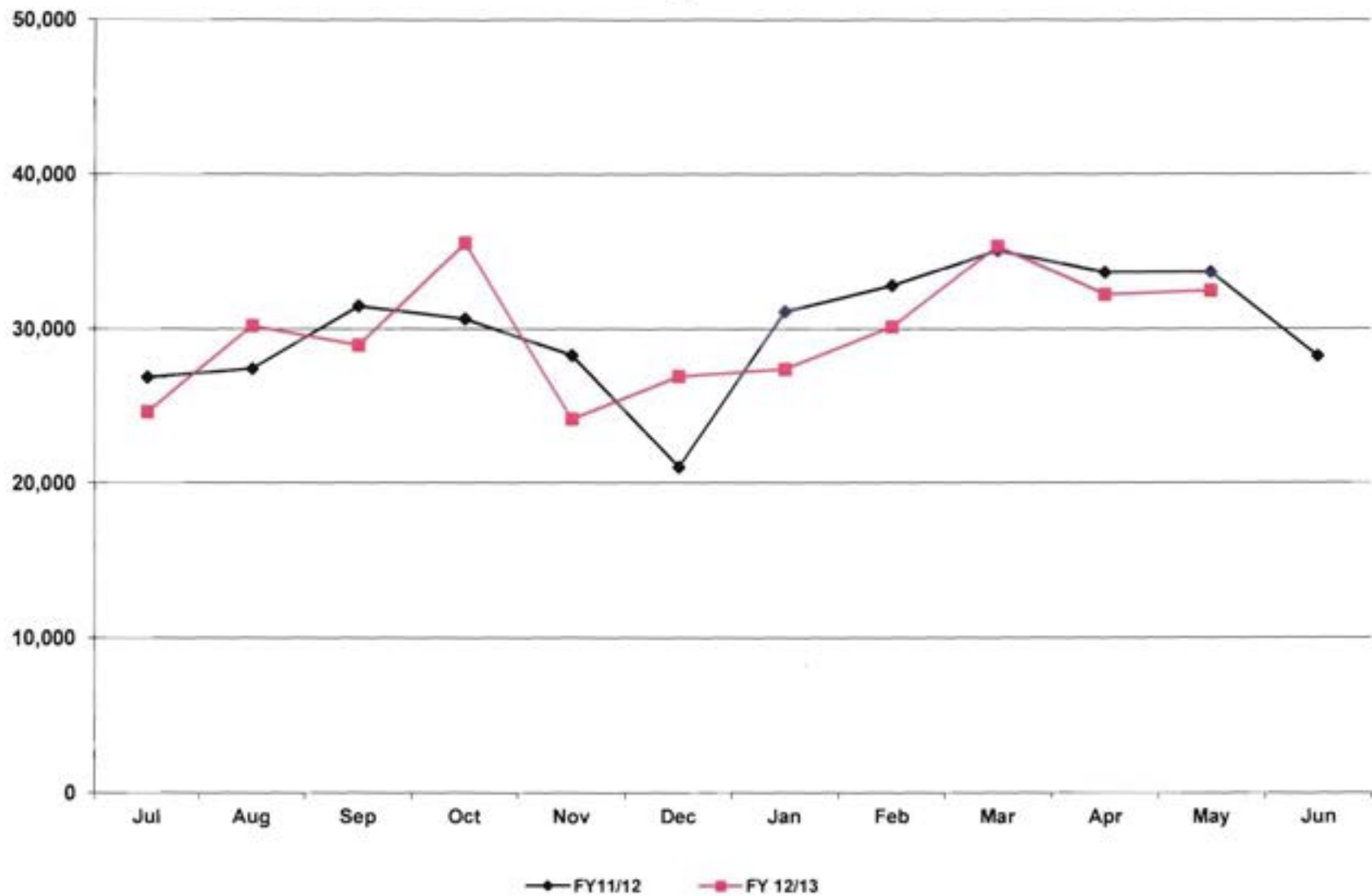
Phoenix Sky Harbor International Airport
Total Enplaned/Deplaned Cargo (Tons)
May 2013



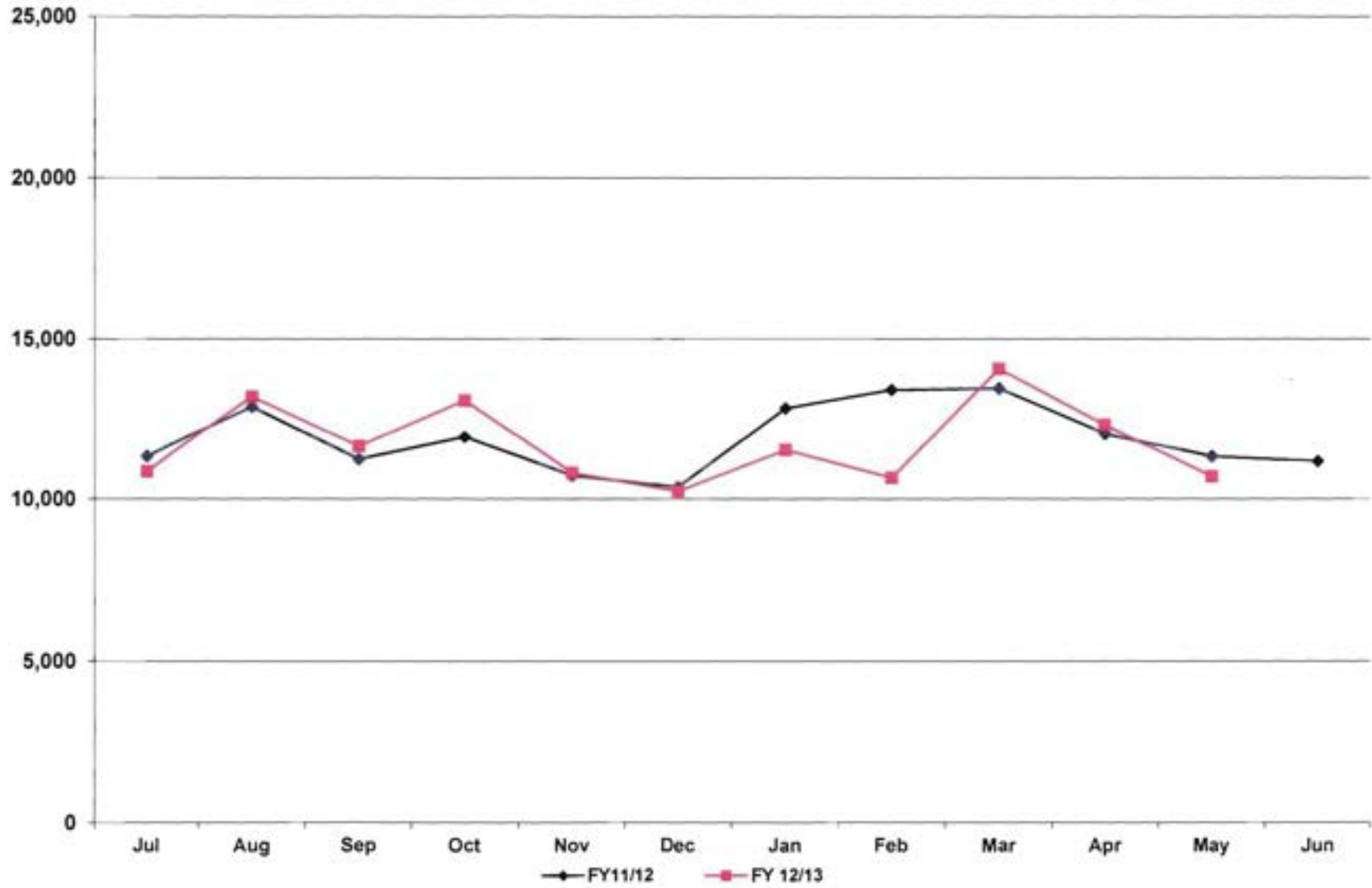
Phoenix Sky Harbor International Airport
Aircraft Operations
May 2013



Deer Valley Airport
Aircraft Operations
May 2013



Goodyear Airport
Aircraft Operations
May 2013



**City of Phoenix Aviation Department
Sky Harbor International Airport
Financial Management Division
Monthly Statistical Reports – June 2013
Table of Contents**

Reports:

- 1 Passengers, Cargo, and Aircraft Operations
- 2 Passenger Activity Report
- 3 Passenger and Activity Worksheet June 2013
- 4 Passenger and Activity Worksheet June 2012
- 5 Enplaned Passengers by Carrier for Fiscal Year 2012/13
- 6 Deplaned Passengers by Carrier for Fiscal Year 2012/13
- 7 Total Passengers by Carrier for Fiscal Year 2012/13
- 8 Enplaned Passengers by Carrier for Calendar Year 2013
- 9 Deplaned Passengers by Carrier for Calendar Year 2013
- 10 Total Passengers by Carrier for Calendar Year 2013
- 11 Airline Landing Weights – All Airlines for Fiscal Year 2012/13
- 12 Airline Landing Weights – Rates & Charges Airlines Only for Fiscal Year 2012/13

Graphs:

- 1 Domestic Enplaned / Deplaned Passengers Terminal 2
- 2 Domestic Enplaned / Deplaned Passengers Terminal 3
- 3 Domestic Enplaned / Deplaned Passengers Terminal 4
- 4 Total Domestic Enplaned / Deplaned Passengers
- 5 Total International Enplaned / Deplaned Passengers
- 6 Total Enplaned / Deplaned Passengers
- 7 Total Enplaned / Deplaned Cargo (in Tons)
- 8 Sky Harbor International Airport Aircraft Operations
- 9 Deer Valley Airport Aircraft Operations
- 10 Goodyear Airport Aircraft Operations

PASSENGERS, CARGO, AND AIRCRAFT OPERATIONS AT PHOENIX AIRPORTS: June 2013

June	2013	2012	%Chg	Fiscal YTD 2012/13	Fiscal YTD 2011/2012	%Chg	Calendar YTD 2013	Calendar YTD 2012	%Chg
PASSENGERS									
T2	94,410	106,791	-11.6%	1,317,024	1,411,260	-6.7%	707,640	742,750	-4.7%
T3	191,576	191,299	0.1%	2,340,341	2,438,550	-4.0%	1,249,221	1,253,555	-0.3%
T4	1,388,447	1,385,238	0.2%	15,474,076	15,284,616	1.2%	7,790,496	7,669,305	1.6%
International	80,670	77,990	3.4%	1,104,347	1,144,032	-3.5%	598,229	614,114	-2.6%
Total Enplaned	1,755,103	1,761,318	-0.4%	20,235,788	20,278,458	-0.2%	10,345,586	10,279,724	0.6%
T2	90,381	103,857	-13.0%	1,306,059	1,407,851	-7.2%	687,219	727,175	-5.5%
T3	185,406	188,051	-1.4%	2,369,595	2,465,608	-3.9%	1,239,775	1,252,140	-1.0%
T4	1,376,548	1,365,575	0.8%	15,554,031	15,326,984	1.5%	7,715,116	7,589,169	1.7%
International	78,856	75,889	3.9%	1,099,050	1,126,787	-2.5%	578,952	602,849	-4.0%
Total Deplaned	1,731,191	1,733,372	-0.1%	20,328,735	20,327,230	0.0%	10,221,062	10,171,333	0.5%
Total	3,486,294	3,494,690	-0.2%	40,564,523	40,605,688	-0.1%	20,566,648	20,451,057	0.6%
CARGO									
Freight enplaned	11,543	10,411	10.9%	138,063	131,783	4.8%	68,037	65,019	4.6%
Freight deplaned	9,845	10,379	-5.1%	131,365	127,922	2.7%	64,173	61,928	3.6%
Total Freight	21,388	20,790	2.9%	269,428	259,705	3.7%	132,210	126,947	4.1%
Mail enplaned	779	1,182	-34.1%	15,678	20,306	-22.8%	7,721	9,523	-18.9%
Mail deplaned	1,045	1,527	-31.6%	18,674	18,834	-0.8%	9,313	10,653	-12.6%
Total Mail	1,824	2,709	-32.7%	34,352	39,140	-12.2%	17,034	20,176	-15.6%
Total (Tons)	23,212	23,499	-1.2%	303,780	298,845	1.7%	149,244	147,123	1.4%
AIRCRAFT OPERATIONS									
Air Carrier/Air Taxi	34,917	36,080	-3.2%	416,525	435,748	-4.4%	209,089	218,293	-4.2%
General Aviation	1,468	1,565	-6.2%	21,190	20,901	1.4%	10,953	11,500	-4.8%
Military	180	174	3.4%	2,500	2,601	-3.9%	1,304	1,542	-15.4%
Sky Harbor International	36,565	37,819	-3.3%	440,215	459,250	-4.1%	221,346	231,335	-4.3%
Air Carrier/Air Taxi	345	328	5.2%	4,398	4,460	-1.4%	2,296	2,747	-16.4%
General Aviation	25,759	27,898	-7.7%	350,002	355,958	-1.7%	181,537	192,034	-5.5%
Military	3	33	-90.9%	53	305	-82.6%	27	58	-53.4%
Deer Valley Airport	26,107	28,259	-7.6%	354,453	360,723	-1.7%	183,860	194,839	-5.6%
Air Carrier/Air Taxi	68	16	325.0%	827	474	74.5%	474	269	76.2%
General Aviation	9,883	10,917	-9.5%	133,365	136,913	-2.6%	67,075	71,397	-6.1%
Military	221	246	-10.2%	5,153	5,435	-5.2%	1,924	2,634	-27.0%
Goodyear Airport	10,172	11,179	-9.0%	139,345	142,822	-2.4%	69,473	74,300	-6.5%
Total	72,844	77,257	-5.7%	934,013	962,795	-3.0%	474,679	500,474	-5.2%

Passenger Activity Report * * * Sky Harbor International Airport * * * June 2013

Airline	Enplaned Passengers			Deplaned Passengers			Total Passengers		
	2013	2012	% Chg	2013	2012	% Chg	2013	2012	% Chg
TERMINAL 2									
Alaska Airlines	22,603	24,403	-7.4%	20,958	23,020	-9.0%	43,561	47,423	-8.1%
Continental Airlines		45,817	-100.0%		44,361	-100.0%		90,178	-100.0%
Great Lakes Aviation	1,155	982	17.6%	1,160	945	22.8%	2,315	1,927	20.1%
United Airlines	70,652	35,589	98.5%	68,263	35,531	92.1%	138,915	71,120	95.3%
Total	94,410	106,791	-11.6%	90,381	103,857	-13.0%	184,791	210,648	-12.3%
TERMINAL 3									
American Airlines	52,870	48,347	9.4%	52,666	49,677	6.0%	105,536	98,024	7.7%
Delta Air Lines	108,177	110,537	-2.1%	103,770	106,964	-3.0%	211,947	217,501	-2.6%
Frontier Airlines	14,803	16,871	-12.3%	15,002	16,477	-9.0%	29,805	33,348	-10.6%
Hawaiian Airlines	7,647	7,356	4.0%	7,119	7,066	0.8%	14,766	14,422	2.4%
jetBlue Airways	8,079	8,188	-1.3%	6,849	7,867	-12.9%	14,928	16,055	-7.0%
Total	191,576	191,299	0.1%	185,406	188,051	-1.4%	376,982	379,350	-0.6%
TERMINAL 4									
Aerovias de Mexico dba Aeromexico	1,034	1,366	-24.3%	896	1,231	-27.2%	1,930	2,597	-25.7%
Air Canada	3,670	3,611	1.6%	3,016	2,870	5.1%	6,686	6,481	3.2%
AirTran Airways		6,859	-100.0%		6,653	-100.0%		13,512	-100.0%
British Airways	9,824	8,512	15.4%	9,681	8,347	16.0%	19,505	16,859	15.7%
Southwest Airlines	549,938	565,748	-2.8%	534,532	545,727	-2.1%	1,084,470	1,111,475	-2.4%
US Airways	900,684	873,374	3.1%	903,293	872,957	3.5%	1,803,977	1,746,331	3.3%
WestJet	3,967	3,758	5.6%	3,986	3,679	8.3%	7,953	7,437	6.9%
Total	1,469,117	1,463,228	0.4%	1,455,404	1,441,464	1.0%	2,924,521	2,904,692	0.7%
GRAND TOTAL	1,755,103	1,761,318	-0.4%	1,731,191	1,733,372	-0.1%	3,486,294	3,494,690	-0.2%

Sky Harbor International Airport - Passenger and Activity Worksheet June 2013

Airline	Enplaned Passengers				Deplaned Passengers			Freight		Mail		Landed Weight	Landings
	Domestic	Connect	Internat'l	Total	Domestic	Internat'l	Total	Enplaned	Deplaned	Enplaned	Deplaned		
TERMINAL 2													
Alaska Airlines	22,603			22,603	20,958		20,958	5,307	46,856			24,757,700	188
Continental Airlines													
Great Lakes Aviation	1,155			1,155	1,160		1,160	148	119			3,220,000	200
United Airlines	70,652			70,652	68,263		68,263	72,461	62,397	76,308	163,784	73,725,988	649
Subtotal Terminal 2	94,410			94,410	90,381		90,381	77,916	109,372	76,308	163,784	101,703,688	1,037
TERMINAL 3													
American Airlines	52,870			52,870	52,666		52,666	1,164	27,040		20	51,604,000	484
Delta Air Lines	108,177			108,177	103,770		103,770	11,889	58,721	104,542	276,291	110,116,300	786
Frontier Airlines	14,803			14,803	15,002		15,002	8,580	21,069			14,971,387	119
Hawaiian Airlines	7,647			7,647	7,119		7,119	94,336	28,655			9,600,000	30
jetBlue Airways	8,079			8,079	6,849		6,849					8,520,000	60
Subtotal Terminal 3	191,576			191,576	185,406		185,406	115,969	135,485	104,542	276,311	194,811,687	1,479
TERMINAL 4													
Aerovias de Mexico dba Aeromexico			1,034	1,034		896	896					1,233,921	29
Air Canada			3,670	3,670		3,016	3,016	3,920	496	4,029	1,154	4,135,100	30
British Airways			9,824	9,824		9,681	9,681	395,754	270,556			18,860,160	30
Southwest Airlines	377,957	171,981		549,938	534,532		534,532	1,092,391	1,272,412			621,888,000	4,965
US Airways	436,045	402,464	62,175	900,684	842,016	61,277	903,293	1,792,734	1,648,419	1,317,853	1,521,572	1,028,210,900	8,512
WestJet			3,967	3,967		3,986	3,986					4,389,000	30
Subtotal Terminal 4	814,002	574,445	80,670	1,469,117	1,376,548	78,856	1,455,404	3,284,799	3,191,883	1,321,882	1,522,726	1,678,717,081	13,596
Total Passenger Airlines	1,099,988	574,445	80,670	1,755,103	1,652,335	78,856	1,731,191	3,478,684	3,436,740	1,502,732	1,962,821	1,975,232,456	16,112
AIR CARGO (SOUTH)													
Federal Express								11,977,608	8,655,094			54,008,300	131
United Parcel Service								5,468,414	5,309,845	55,224	126,285	32,658,000	107
Subtotal Air Cargo (South)								17,446,022	13,964,939	55,224	126,285	86,666,300	238
AIR CARGO (WEST)													
ABX Air								1,562,168	1,559,706			11,490,000	42
Airnet Systems								13,462	19,471			453,600	39
Ameriflight								393,611	412,405			4,479,990	332
Empire Airlines								101,452	83,473			756,500	89
IFL Group								90,807	213,951			928,000	16
Subtotal Air Cargo (West)								2,161,500	2,289,006			18,108,090	518
Total Cargo Airlines								19,607,522	16,253,945	55,224	126,285	104,774,390	756
Grand Total	1,099,988	574,445	80,670	1,755,103	1,652,335	78,856	1,731,191	23,086,206	19,690,685	1,557,956	2,089,106	2,080,006,846	16,868

Total All Passengers: 3,486,294

Total Air Cargo in Tons: 11,543 + 9,845 + 779 + 1,045 = 23,212

Sky Harbor International Airport - Passenger and Activity Worksheet June 2012

Airline	Enplaned Passengers				Deplaned Passengers			Freight		Mail		Landed Weight	Landings				
	Domestic	Connect	Internat'l	Total	Domestic	Internat'l	Total	Enplaned	Deplaned	Enplaned	Deplaned						
TERMINAL 2																	
Alaska Airlines	24,403			24,403	23,020		23,020	6,776	84,088			24,119,500	178				
Continental Airlines	45,817			45,817	44,361		44,361	53,048	28,017	79,545	246,836	46,543,220	321				
Great Lakes Aviation	982			982	945		945	177	536			3,010,700	187				
United Airlines	35,589			35,589	35,531		35,531	10,618	20,341	57,181	161,029	43,732,326	449				
Subtotal Terminal 2	106,791			106,791	103,857		103,857	70,619	132,982	136,726	407,865	117,405,746	1,135				
TERMINAL 3																	
American Airlines	48,347			48,347	49,677		49,677	7,499	58,344	261		46,836,080	449				
Delta Air Lines	110,537			110,537	106,964		106,964	22,922	170,783	127,328	285,609	114,542,900	813				
Frontier Airlines	16,871			16,871	16,477		16,477	8,792	44,385			17,339,168	147				
Hawaiian Airlines	7,356			7,356	7,066		7,066	76,392	24,469			9,600,000	30				
jetBlue Airways	8,188			8,188	7,867		7,867					8,520,000	60				
Subtotal Terminal 3	191,299			191,299	188,051		188,051	115,605	297,981	127,589	285,609	196,838,148	1,499				
TERMINAL 4																	
Aerovias de Mexico dba Aeromexico			1,366	1,366		1,231	1,231					1,276,470	30				
Air Canada			3,611	3,611		2,870	2,870	197	87	1,973	290	4,123,920	30				
AirTran Airways	6,859			6,859	6,653		6,653					7,168,000	56				
British Airways			8,512	8,512		8,347	8,347	289,293	359,038			16,345,472	26				
Southwest Airlines	385,640	180,108		565,748	545,727		545,727	1,427,279	1,268,208			648,538,000	5,247				
US Airways	398,681	413,950	60,743	873,374	813,195	59,762	872,957	1,757,246	1,647,463	2,078,820	2,165,445	1,006,069,500	8,622				
WestJet			3,758	3,758		3,679	3,679					4,280,700	33				
Subtotal Terminal 4	791,180	594,058	77,990	1,463,228	1,365,575	75,889	1,441,464	3,474,015	3,274,796	2,080,793	2,165,735	1,687,802,062	14,044				
Total Passenger Airlines	1,089,270	594,058	77,990	1,761,318	1,657,483	75,889	1,733,372	3,660,239	3,705,759	2,345,108	2,859,209	2,002,045,956	16,678				
AIR CARGO (SOUTH)																	
Federal Express								9,252,490	9,560,851			47,910,200	116				
United Parcel Service								6,036,362	5,472,788	19,565	195,309	34,427,440	113				
Subtotal Air Cargo (South)								15,288,852	15,033,639	19,565	195,309	82,337,640	229				
AIR CARGO (WEST)																	
Airnet Systems								22,148	33,435			487,100	41				
Ameriflight								433,936	463,231			4,627,368	353				
DHL Express/Atlas Air								1,184,166	1,189,276			11,696,000	43				
Empire Airlines								98,208	111,413			816,000	96				
IFL Group								134,155	220,941			1,334,000	23				
Subtotal Air Cargo (West)								1,872,613	2,018,296			18,960,468	556				
Total Cargo Airlines								17,161,465	17,051,935	19,565	195,309	101,298,108	785				
Grand Total	1,089,270	594,058	77,990	1,761,318	1,657,483	75,889	1,733,372	20,821,704	20,757,694	2,364,673	3,054,518	2,103,344,064	17,463				
Total All Passengers:	3,494,690							Total Air Cargo in Tons:	10,411	+	10,379	+	1,182	+	1,527	=	23,499

Sky Harbor International Airport - Enplaned Passengers by Carrier
Fiscal Year 2012/13

Airline	Jul	Aug	Sep	Oct	Nov	Dec	Jan	Feb	Mar	Apr	May	Jun	Total
TERMINAL 2													
Alaska Airlines	23,123	22,509	19,600	24,167	27,516	28,039	28,877	27,716	36,092	33,908	30,068	22,603	324,218
Continental Airlines	45,382	43,725	37,165	51,297	47,546	39,142	42,170	35,956	63,366				405,749
Great Lakes Aviation	953	995	916	588	429	467	394	396	601	700	1,082	1,155	8,676
United Airlines	29,691	31,655	30,226	33,253	33,580	37,420	40,524	43,749	44,312	93,599	89,720	70,652	578,381
Total	99,149	98,884	87,907	109,305	109,071	105,068	111,965	107,817	144,371	128,207	120,870	94,410	1,317,024
TERMINAL 3													
American Airlines	45,983	42,785	48,500	54,203	56,422	63,376	64,504	62,167	73,012	57,944	60,557	52,870	682,323
Delta Air Lines	105,341	100,537	84,651	100,401	96,324	91,823	94,082	96,872	130,232	121,970	110,325	108,177	1,240,735
Frontier Airlines	16,336	15,933	16,342	18,651	19,656	19,486	19,448	18,691	23,612	19,077	16,037	14,803	218,072
Hawaiian Airlines	7,135	6,698	6,721	7,414	6,952	7,559	7,249	6,309	7,554	6,858	7,457	7,647	85,553
jetBlue Airways	7,895	8,216	6,508	7,379	7,508	7,475	6,846	6,261	8,305	7,792	8,479	8,079	90,743
MN Airlines dba Sun Country		63		1,611	2,349	2,887	2,784	3,172	4,236	3,434	2,379		22,915
Total	182,690	174,232	162,722	189,659	189,211	192,606	194,913	193,472	246,951	217,075	205,234	191,576	2,340,341
TERMINAL 4													
Aerovias de Mexico dba Aeromexico	1,286	979	898	1,160	1,103	1,175	1,095	751	859	884	990	1,034	12,214
Air Canada	3,472	3,453	3,408	5,341	8,334	8,287	8,608	8,904	11,408	9,337	4,389	3,670	78,611
AirTran Airways	6,053	7,393	6,302	3,953	3,699	3,588	530						31,518
British Airways	6,721	7,776	8,212	7,556	6,173	6,350	6,981	5,068	8,179	8,746	10,023	9,824	91,609
Southwest Airlines	574,693	539,737	456,575	523,098	500,589	491,821	477,007	465,483	585,281	540,629	558,184	549,938	6,263,035
US Airways	899,210	853,264	731,072	824,507	811,853	813,314	786,034	714,822	921,123	821,104	861,202	900,684	9,938,189
WestJet	3,643	3,626	3,357	6,891	19,764	20,012	21,824	23,229	26,503	24,180	6,251	3,967	163,247
Total	1,495,078	1,416,228	1,209,824	1,372,506	1,351,515	1,344,547	1,302,079	1,218,257	1,553,353	1,404,880	1,441,039	1,469,117	16,578,423
GRAND TOTAL	1,776,917	1,689,344	1,460,453	1,671,470	1,649,797	1,642,221	1,608,957	1,519,546	1,944,675	1,750,162	1,767,143	1,755,103	20,235,788

Sky Harbor International Airport - Deplaned Passengers by Carrier
Fiscal Year 2012/13

Airline	Jul	Aug	Sep	Oct	Nov	Dec	Jan	Feb	Mar	Apr	May	Jun	Total
TERMINAL 2													
Alaska Airlines	22,492	21,841	21,217	25,820	28,041	27,743	30,441	28,669	37,050	31,098	27,165	20,958	322,535
Continental Airlines	46,234	43,780	37,554	53,644	47,449	40,089	41,930	36,677	63,595				410,952
Great Lakes Aviation	993	1,117	836	608	501	473	459	382	625	678	1,163	1,160	8,995
United Airlines	30,154	31,949	32,448	33,671	33,196	36,990	39,446	43,007	43,616	86,444	84,393	68,263	563,577
Total	99,873	98,687	92,055	113,743	109,187	105,295	112,276	108,735	144,886	118,220	112,721	90,381	1,306,059
TERMINAL 3													
American Airlines	49,898	43,841	51,290	55,839	55,973	65,604	66,755	63,943	72,012	56,204	59,154	52,666	693,179
Delta Air Lines	108,490	104,012	89,156	103,788	98,037	96,167	98,562	98,878	132,322	110,880	105,569	103,770	1,249,631
Frontier Airlines	17,117	16,284	17,380	20,161	19,828	19,706	20,383	19,044	23,716	20,167	16,248	15,002	225,036
Hawaiian Airlines	7,090	7,332	6,864	7,450	7,054	7,202	7,470	6,489	7,718	7,324	7,344	7,119	86,456
jetBlue Airways	8,229	8,349	6,948	7,642	7,736	7,599	7,093	6,628	8,289	7,682	8,094	6,849	91,138
MN Airlines dba Sun Country		69		2,103	2,691	2,891	3,589	3,916	4,460	2,426	2,010		24,155
Total	190,824	179,887	171,638	196,983	191,319	199,169	203,852	198,898	248,517	204,683	198,419	185,406	2,369,595
TERMINAL 4													
Aerovias de Mexico dba Aeromexico	1,393	1,033	894	1,004	1,030	1,009	1,191	714	974	673	863	896	11,674
Air Canada	3,301	3,425	3,087	5,336	8,676	8,942	9,000	9,596	11,155	8,593	3,945	3,016	78,072
AirTran Airways	6,816	7,758	6,590	4,021	3,800	3,627	504						33,116
British Airways	9,024	8,314	8,517	8,514	6,663	7,262	7,676	6,411	9,702	8,717	9,450	9,681	99,931
Southwest Airlines	580,963	537,224	463,352	530,628	494,704	491,794	482,367	467,815	592,093	504,657	536,598	534,532	6,216,727
US Airways	903,033	867,697	742,566	834,659	816,868	912,649	792,160	723,474	924,003	790,858	835,900	903,293	10,047,160
WestJet	3,802	3,854	3,701	8,382	21,397	21,704	23,128	24,809	27,446	18,455	5,737	3,986	166,401
Total	1,508,332	1,429,305	1,228,707	1,392,544	1,353,138	1,446,987	1,316,026	1,232,819	1,565,373	1,331,953	1,392,493	1,455,404	16,653,081
GRAND TOTAL	1,799,029	1,707,879	1,492,400	1,703,270	1,653,644	1,751,451	1,632,154	1,540,452	1,958,776	1,654,856	1,703,633	1,731,191	20,328,735

Sky Harbor International Airport - Total Passengers by Carrier
Fiscal Year 2012/13

Airline	Jul	Aug	Sep	Oct	Nov	Dec	Jan	Feb	Mar	Apr	May	Jun	Total
TERMINAL 2													
Alaska Airlines	45,615	44,350	40,817	49,987	55,557	55,782	59,318	56,385	73,142	65,006	57,233	43,561	646,753
Continental Airlines	91,616	87,505	74,719	104,941	94,995	79,231	84,100	72,633	126,961				816,701
Great Lakes Aviation	1,946	2,112	1,752	1,196	930	940	853	778	1,226	1,378	2,245	2,315	17,671
United Airlines	59,845	63,604	62,674	66,924	66,776	74,410	79,970	86,756	87,928	180,043	174,113	138,915	1,141,958
Total	199,022	197,571	179,962	223,048	218,258	210,363	224,241	216,552	289,257	246,427	233,591	184,791	2,623,083
TERMINAL 3													
American Airlines	95,881	86,626	99,790	110,042	112,395	128,980	131,259	126,110	145,024	114,148	119,711	105,536	1,375,502
Delta Air Lines	213,831	204,549	173,807	204,189	194,361	187,990	192,644	195,750	262,554	232,850	215,894	211,947	2,490,366
Frontier Airlines	33,453	32,217	33,722	38,812	39,484	39,192	39,831	37,735	47,328	39,244	32,285	29,805	443,108
Hawaiian Airlines	14,225	14,030	13,585	14,864	14,006	14,761	14,719	12,798	15,272	14,182	14,801	14,766	172,009
jetBlue Airways	16,124	16,565	13,456	15,021	15,244	15,074	13,939	12,889	16,594	15,474	16,573	14,928	181,881
MN Airlines dba Sun Country		132		3,714	5,040	5,778	6,373	7,088	8,696	5,860	4,389		47,070
Total	373,514	354,119	334,360	386,642	380,530	391,775	398,765	392,370	495,468	421,758	403,653	376,982	4,709,936
TERMINAL 4													
Aerovias de Mexico dba Aeromexico	2,679	2,012	1,792	2,164	2,133	2,184	2,286	1,465	1,833	1,557	1,853	1,930	23,888
AirTran Airways	12,869	15,151	12,892	7,974	7,499	7,215	1,034						64,634
Air Canada	6,773	6,878	6,495	10,677	17,010	17,229	17,608	18,500	22,563	17,930	8,334	6,686	156,683
British Airways	15,745	16,090	16,729	16,070	12,836	13,612	14,657	11,479	17,881	17,463	19,473	19,505	191,540
Southwest Airlines	1,155,656	1,076,961	919,927	1,053,726	995,293	983,615	959,374	933,298	1,177,374	1,045,286	1,094,782	1,084,470	12,479,762
US Airways	1,802,243	1,720,961	1,473,638	1,659,166	1,628,721	1,725,963	1,578,194	1,438,296	1,845,126	1,611,962	1,697,102	1,803,977	19,985,349
WestJet	7,445	7,480	7,058	15,273	41,161	41,716	44,952	48,038	53,949	42,635	11,988	7,953	329,648
Total	3,003,410	2,845,533	2,438,531	2,765,050	2,704,653	2,791,534	2,618,105	2,451,076	3,118,726	2,736,833	2,833,532	2,924,521	33,231,504
GRAND TOTAL	3,575,946	3,397,223	2,952,853	3,374,740	3,303,441	3,393,672	3,241,111	3,059,998	3,903,451	3,405,018	3,470,776	3,486,294	40,564,523

Sky Harbor International Airport - Enplaned Passengers by Carrier
Calendar Year 2013

Airline	Jan	Feb	Mar	Apr	May	Jun	Jul	Aug	Sep	Oct	Nov	Dec	Total
TERMINAL 2													
Alaska Airlines	28,877	27,716	36,092	33,908	30,068	22,603							179,264
Continental Airlines	42,170	35,956	63,366										141,492
Great Lakes Aviation	394	396	601	700	1,082	1,155							4,328
United Airlines	40,524	43,749	44,312	93,599	89,720	70,652							382,556
Total	111,965	107,817	144,371	128,207	120,870	94,410							707,640
TERMINAL 3													
American Airlines	64,504	62,167	73,012	57,944	60,557	52,870							371,054
Delta Air Lines	94,082	96,872	130,232	121,970	110,325	108,177							661,658
Frontier Airlines	19,448	18,691	23,612	19,077	16,037	14,803							111,668
Hawaiian Airlines	7,249	6,309	7,554	6,858	7,457	7,647							43,074
jetBlue Airways	6,846	6,261	8,305	7,792	8,479	8,079							45,762
MN Airlines dba Sun Country	2,784	3,172	4,236	3,434	2,379								16,005
Total	194,913	193,472	246,951	217,075	205,234	191,576							1,249,221
TERMINAL 4													
Aerovias de Mexico dba Aeromexico	1,095	751	859	884	990	1,034							5,613
Air Canada	8,608	8,904	11,408	9,337	4,389	3,670							46,316
AirTran Airways	530												530
British Airways	6,981	5,068	8,179	8,746	10,023	9,824							48,821
Southwest Airlines	477,007	465,483	585,281	540,629	558,184	549,938							3,176,522
US Airways	786,034	714,822	921,123	821,104	861,202	900,684							5,004,969
WestJet	21,824	23,229	26,503	24,180	6,251	3,967							105,954
Total	1,302,079	1,218,257	1,553,353	1,404,880	1,441,039	1,469,117							8,388,725
GRAND TOTAL	1,608,957	1,519,546	1,944,675	1,750,162	1,767,143	1,755,103							10,345,586

Sky Harbor International Airport - Deplaned Passengers by Carrier
Calendar Year 2013

Airline	Jan	Feb	Mar	Apr	May	Jun	Jul	Aug	Sep	Oct	Nov	Dec	Total
TERMINAL 2													
Alaska Airlines	30,441	28,669	37,050	31,098	27,165	20,958							175,381
Continental Airlines	41,930	36,677	63,595										142,202
Great Lakes Aviation	459	382	625	678	1,163	1,160							4,467
United Airlines	39,446	43,007	43,616	86,444	84,393	68,263							365,169
Total	112,276	108,735	144,886	118,220	112,721	90,381							687,219
TERMINAL 3													
American Airlines	66,755	63,943	72,012	56,204	59,154	52,666							370,734
Delta Air Lines	98,562	98,878	132,322	110,880	105,569	103,770							649,981
Frontier Airlines	20,383	19,044	23,716	20,167	16,248	15,002							114,560
Hawaiian Airlines	7,470	6,489	7,718	7,324	7,344	7,119							43,464
jetBlue Airways	7,093	6,628	8,289	7,682	8,094	6,849							44,635
MN Airlines dba Sun Country	3,589	3,916	4,460	2,426	2,010								16,401
Total	203,852	198,898	248,517	204,683	198,419	185,406							1,239,775
TERMINAL 4													
Aerovias de Mexico dba Aeromexico	1,191	714	974	673	863	896							5,311
Air Canada	9,000	9,596	11,155	8,593	3,945	3,016							45,305
AirTran Airways	504												504
British Airways	7,676	6,411	9,702	8,717	9,450	9,681							51,637
Southwest Airlines	482,367	467,815	592,093	504,657	536,598	534,532							3,118,062
US Airways	792,160	723,474	924,003	790,858	835,900	903,293							4,969,688
WestJet	23,128	24,809	27,446	18,455	5,737	3,986							103,561
Total	1,316,026	1,232,819	1,565,373	1,331,953	1,392,493	1,455,404							8,294,068
GRAND TOTAL	1,632,154	1,540,452	1,958,776	1,654,856	1,703,633	1,731,191							10,221,062

Sky Harbor International Airport - Total Passengers by Carrier
Calendar Year 2013

Airline	Jan	Feb	Mar	Apr	May	Jun	Jul	Aug	Sep	Oct	Nov	Dec	Total
TERMINAL 2													
Alaska Airlines	59,318	56,385	73,142	65,006	57,233	43,561							354,645
Continental Airlines	84,100	72,633	126,961										283,694
Great Lakes Aviation	853	778	1,226	1,378	2,245	2,315							8,795
United Airlines	79,970	86,756	87,928	180,043	174,113	138,915							747,725
Total	224,241	216,552	289,257	246,427	233,591	184,791							1,394,859
TERMINAL 3													
American Airlines	131,259	126,110	145,024	114,148	119,711	105,536							741,788
Delta Air Lines	192,644	195,750	262,554	232,850	215,894	211,947							1,311,639
Frontier Airlines	39,831	37,735	47,328	39,244	32,285	29,805							226,228
Hawaiian Airlines	14,719	12,798	15,272	14,182	14,801	14,766							86,538
jetBlue Airways	13,939	12,889	16,594	15,474	16,573	14,928							90,397
MN Airlines dba Sun Country	6,373	7,088	8,696	5,860	4,389								32,406
Total	398,765	392,370	495,468	421,758	403,653	376,982							2,488,996
TERMINAL 4													
Aerovias de Mexico dba Aeromexico	2,286	1,465	1,833	1,557	1,853	1,930							10,924
Air Canada	17,608	18,500	22,563	17,930	8,334	6,686							91,621
AirTran Airways	1,034												1,034
British Airways	14,657	11,479	17,881	17,463	19,473	19,505							100,458
Southwest Airlines	959,374	933,298	1,177,374	1,045,286	1,094,782	1,084,470							6,294,584
US Airways	1,578,194	1,438,296	1,845,126	1,611,962	1,697,102	1,803,977							9,974,657
WestJet	44,952	48,038	53,949	42,635	11,988	7,953							209,515
Total	2,618,105	2,451,076	3,118,726	2,736,833	2,833,532	2,924,521							16,682,793
GRAND TOTAL	3,241,111	3,059,998	3,903,451	3,405,018	3,470,776	3,486,294							20,566,648

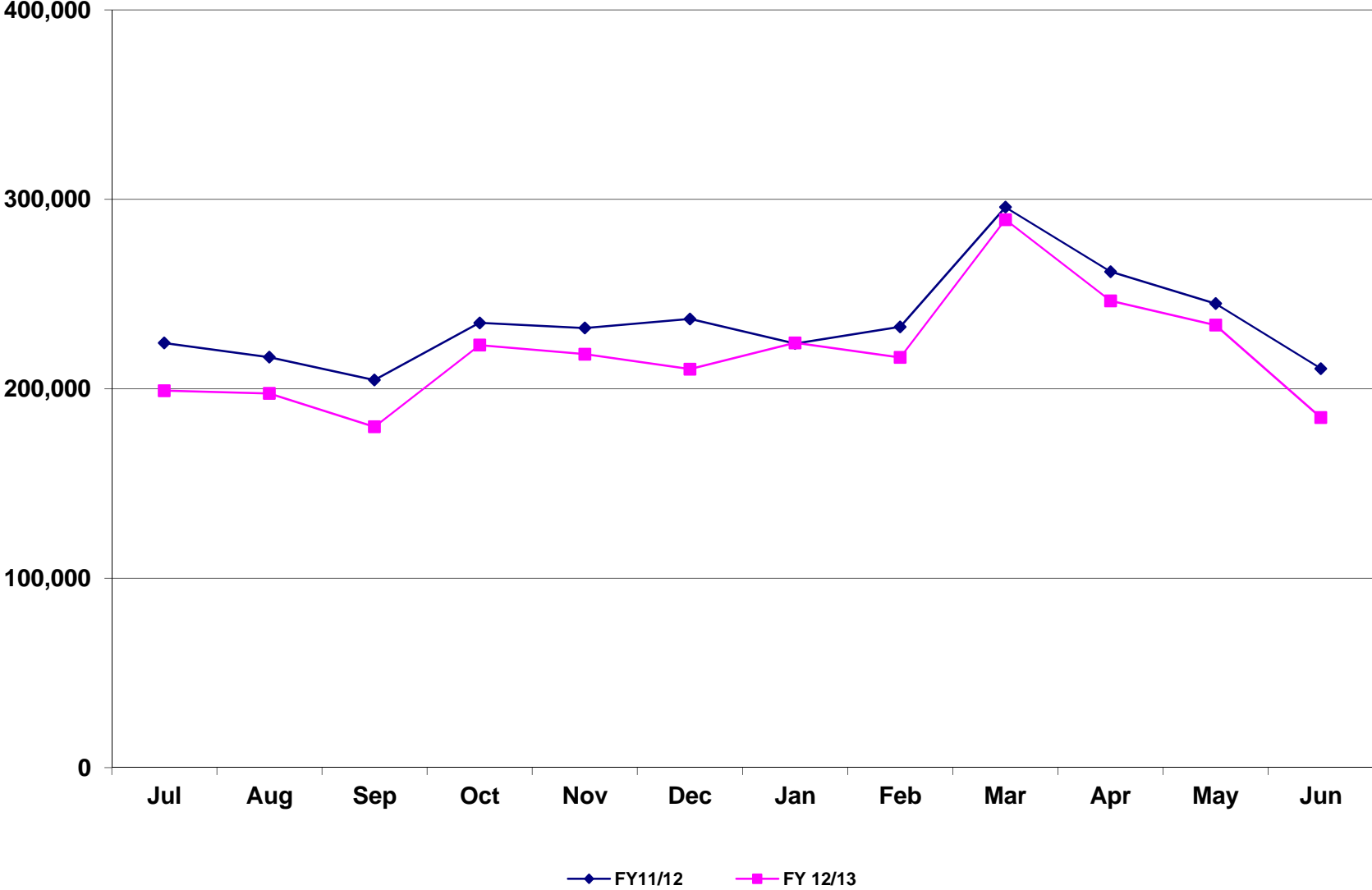
Sky Harbor International Airport
Landing Weights (in Thousands) Fiscal Year 2012/13 - All Airlines

Airline	Jul	Aug	Sep	Oct	Nov	Dec	Jan	Feb	Mar	Apr	May	Jun	Total
Aerovias de Mexico dba Aeromexico	1,319	1,234	1,276	1,319	1,276	1,319	1,362	1,191	1,276	1,276	1,319	1,234	15,401
Air Canada	4,054	4,232	4,050	5,868	10,332	11,173	10,211	9,987	11,733	9,541	4,438	4,135	89,754
AirTran Airways	7,424	10,240	11,136	3,968	3,840	3,840	512						40,960
Alaska Airlines	24,011	23,164	20,537	24,235	26,876	26,142	29,222	26,313	32,800	31,693	27,918	24,758	317,669
American Airlines	47,336	44,578	51,476	52,089	56,231	71,417	70,471	65,121	71,309	55,718	58,913	51,604	696,263
British Airways	16,974	16,345	16,345	16,345	13,202	15,717	17,603	16,345	19,489	18,860	19,489	18,860	205,574
Continental Airlines	49,789	46,690	42,556	52,676	48,147	42,719	43,572	37,259	66,037				429,445
Delta Air Lines	115,120	114,861	102,088	110,144	107,539	108,488	113,498	110,853	145,510	130,088	114,524	110,117	1,382,830
Frontier Airlines	17,660	18,491	19,127	20,709	20,992	21,477	21,819	19,748	24,694	19,435	16,477	14,971	235,600
Great Lakes Aviation	2,914	3,123	2,496	2,479	1,610	1,964	2,013	1,819	2,093	2,496	3,558	3,220	29,785
Hawaiian Airlines	9,920	9,920	9,600	9,845	9,450	9,545	9,720	8,585	9,520	9,300	9,795	9,600	114,800
jetBlue Airways	8,662	8,804	8,236	7,952	8,378	8,804	7,810	7,242	8,804	8,520	8,804	8,520	100,536
Southwest Airlines	672,708	647,468	587,962	629,630	579,066	593,788	607,958	554,618	643,922	623,724	631,092	621,888	7,393,824
United Airlines	34,772	38,752	41,240	39,637	36,972	43,247	46,375	48,862	49,545	98,395	93,818	73,726	645,341
US Airways	1,058,649	993,512	892,288	956,368	952,935	988,602	959,853	866,412	1,050,751	959,908	997,534	1,028,211	11,705,023
WestJet	4,005	4,005	4,022	8,731	24,484	26,162	26,439	24,492	26,981	24,208	5,698	4,389	183,616
Passenger	2,075,317	1,985,565	1,814,435	1,944,584	1,904,666	1,977,858	1,972,655	1,802,789	2,168,698	1,996,919	1,996,478	1,975,233	23,615,197
ABX Air	1,195	1,121		12,327	11,424	10,336	11,446	11,067	11,795	12,001	12,016	11,490	106,218
Airnet Systems	441	477	455	577	446	429	431	474	449	437	420	454	5,490
Ameriflight	4,227	4,724	4,177	4,529	4,106	3,833	4,077	3,607	4,145	4,437	4,840	4,480	51,182
Atlas Air	10,336	11,424	10,608										32,368
Empire Airlines	731	833	731	850	910	893	961	808	859	748	799	757	9,880
Federal Express	46,170	50,986	44,268	51,857	55,458	89,309	56,523	47,641	53,136	50,484	53,959	54,008	653,799
IFL Group	1,218	1,334	1,130	1,392	1,508	1,160	1,218	1,218	1,044	986	1,102	928	14,238
United Parcel Service	32,490	37,309	32,712	35,570	44,945	69,964	34,814	32,006	35,256	34,167	37,254	32,658	459,145
Cargo	96,808	108,208	94,081	107,102	118,797	175,924	109,470	96,821	106,684	103,260	110,390	104,775	1,332,320
Grand Total	2,172,125	2,093,773	1,908,516	2,051,686	2,023,463	2,153,782	2,082,125	1,899,610	2,275,382	2,100,179	2,106,868	2,080,008	24,947,517

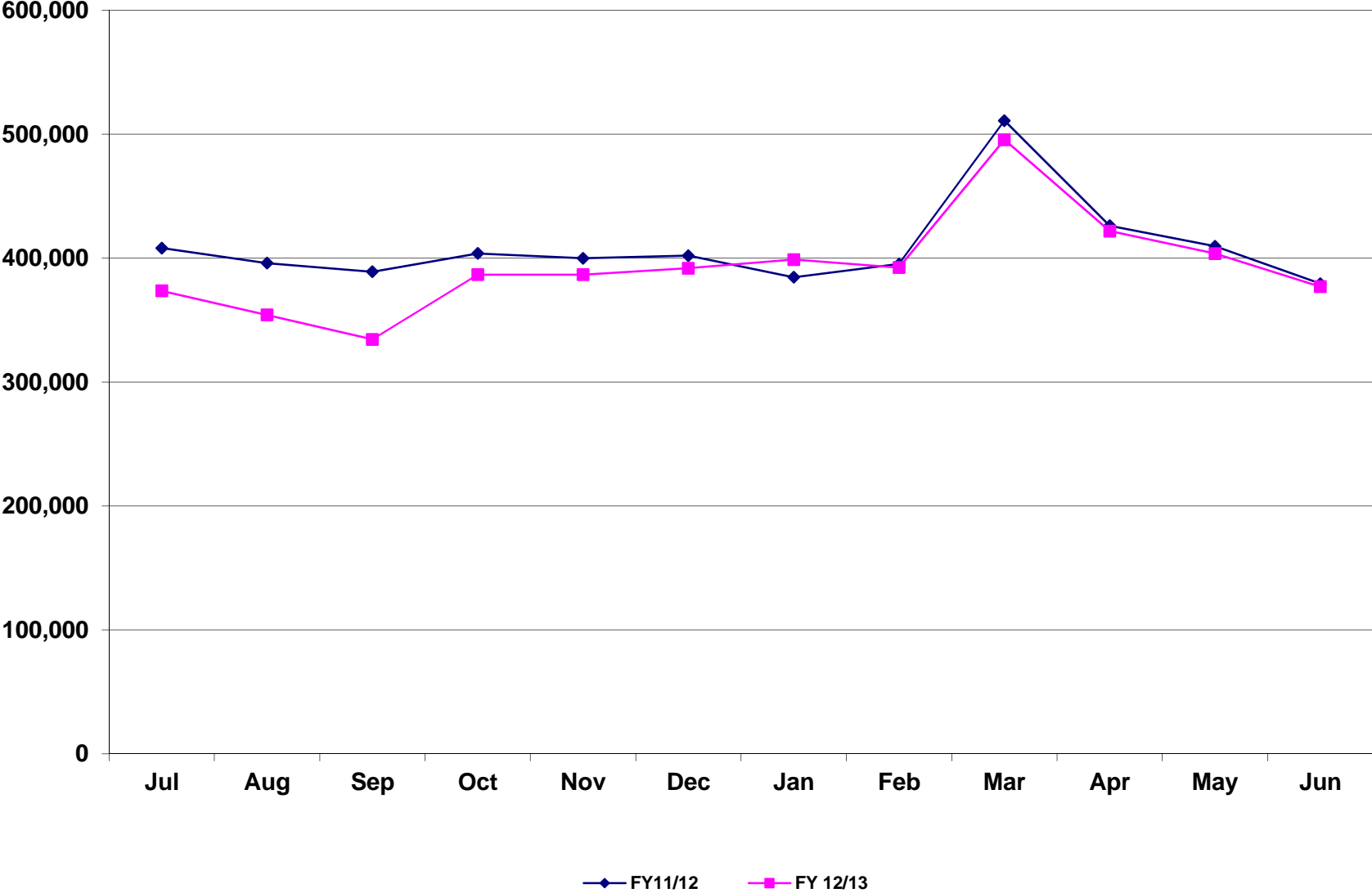
Sky Harbor International Airport
Landing Weights (in Thousands) Fiscal Year 2012/13 - Rates & Charges Airlines

Airline	Jul	Aug	Sep	Oct	Nov	Dec	Jan	Feb	Mar	Apr	May	Jun	Total
Aerovias de Mexico dba Aeromexico	1,319	1,234	1,276	1,319	1,276	1,319	1,362	1,191	1,276	1,276	1,319	1,234	15,401
Air Canada	4,054	4,232	4,050	5,868	10,332	11,173	10,211	9,987	11,733	9,541	4,438	4,135	89,754
AirTran Airways	7,424	10,240	11,136	3,968	3,840	3,840	512						40,960
Alaska Airlines	24,011	23,164	20,537	24,235	26,876	26,142	29,222	26,313	32,800	31,693	27,918	24,758	317,669
American Airlines	47,336	44,578	51,476	52,089	56,231	71,417	70,471	65,121	71,309	55,718	58,913	51,604	696,263
British Airways	16,974	16,345	16,345	16,345	13,202	15,717	17,603	16,345	19,489	18,860	19,489	18,860	205,574
Continental Airlines	49,789	46,690	42,556	52,676	48,147	42,719	43,572	37,259	66,037				429,445
Delta Air Lines	115,120	114,861	102,088	110,144	107,539	108,488	113,498	110,853	145,510	130,088	114,524	110,117	1,382,830
Frontier Airlines	17,660	18,491	19,127	20,709	20,992	21,477	21,819	19,748	24,694	19,435	16,477	14,971	235,600
Great Lakes Aviation	2,914	3,123	2,496	2,479	1,610	1,964	2,013	1,819	2,093	2,496	3,558	3,220	29,785
Hawaiian Airlines	9,920	9,920	9,600	9,845	9,450	9,545	9,720	8,585	9,520	9,300	9,795	9,600	114,800
jetBlue Airways	8,662	8,804	8,236	7,952	8,378	8,804	7,810	7,242	8,804	8,520	8,804	8,520	100,536
MN Airlines dba Sun Country		146		2,589	3,336	3,454	4,217	3,942	4,234	3,757	3,101		28,776
Southwest Airlines	672,708	647,468	587,962	629,630	579,066	593,788	607,958	554,618	643,922	623,724	631,092	621,888	7,393,824
United Airlines	34,772	38,752	41,240	39,637	36,972	43,247	46,375	48,862	49,545	98,395	93,818	73,726	645,341
US Airways	1,058,649	993,512	892,288	956,368	952,935	988,602	959,853	866,412	1,050,751	959,908	997,534	1,028,211	11,705,023
WestJet	4,005	4,005	4,022	8,731	24,484	26,162	26,439	24,492	26,981	24,208	5,698	4,389	183,616
Passenger	2,075,317	1,985,565	1,814,435	1,944,584	1,904,666	1,977,858	1,972,655	1,802,789	2,168,698	1,996,919	1,996,478	1,975,233	23,615,197
ABX Air	1,195	1,121		12,327	11,424	10,336	11,446	11,067	11,795	12,001	12,016	11,490	106,218
Atlas Air	10,336	11,424	10,608										32,368
Federal Express	46,170	50,986	44,268	51,857	55,458	89,309	56,523	47,641	53,136	50,484	53,959	54,008	653,799
IFL Group	1,218	1,334	1,130	1,392	1,508	1,160	1,218	1,218	1,044	986	1,102	928	14,238
United Parcel Service	32,490	37,309	32,712	35,570	44,945	69,964	34,814	32,006	35,256	34,167	37,254	32,658	459,145
Cargo	91,409	102,174	88,718	101,146	113,335	170,769	104,001	91,932	101,231	97,638	104,331	99,084	1,265,768
Grand Total	2,166,726	2,087,739	1,903,153	2,045,730	2,018,001	2,148,627	2,076,656	1,894,721	2,269,929	2,094,557	2,100,809	2,074,317	24,880,965

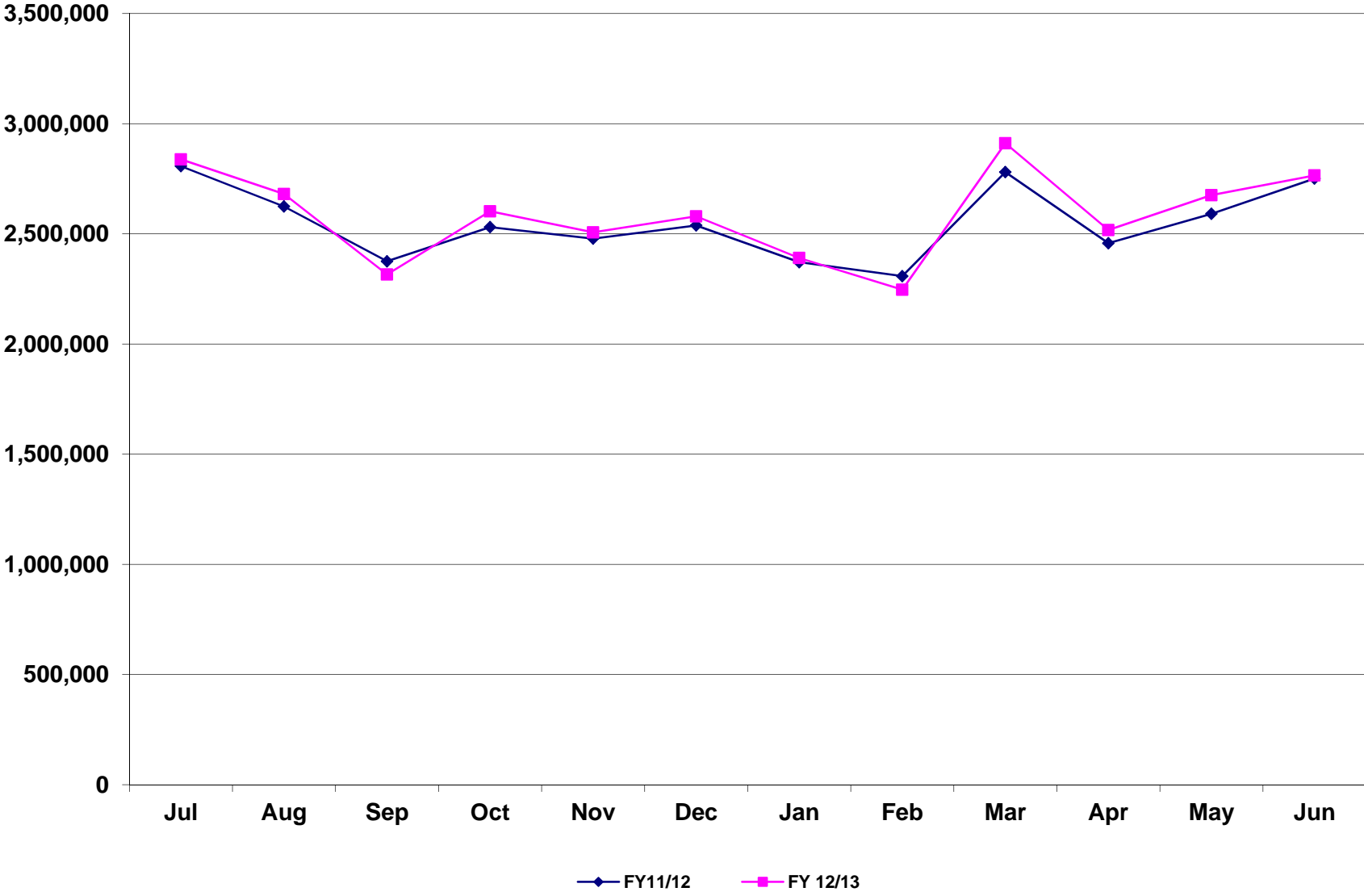
Phoenix Sky Harbor International Airport
Domestic Enplaned/Deplaned Passengers Terminal 2
June 2013



Phoenix Sky Harbor International Airport
Domestic Enplaned/Deplaned Passengers Terminal 3
June 2013



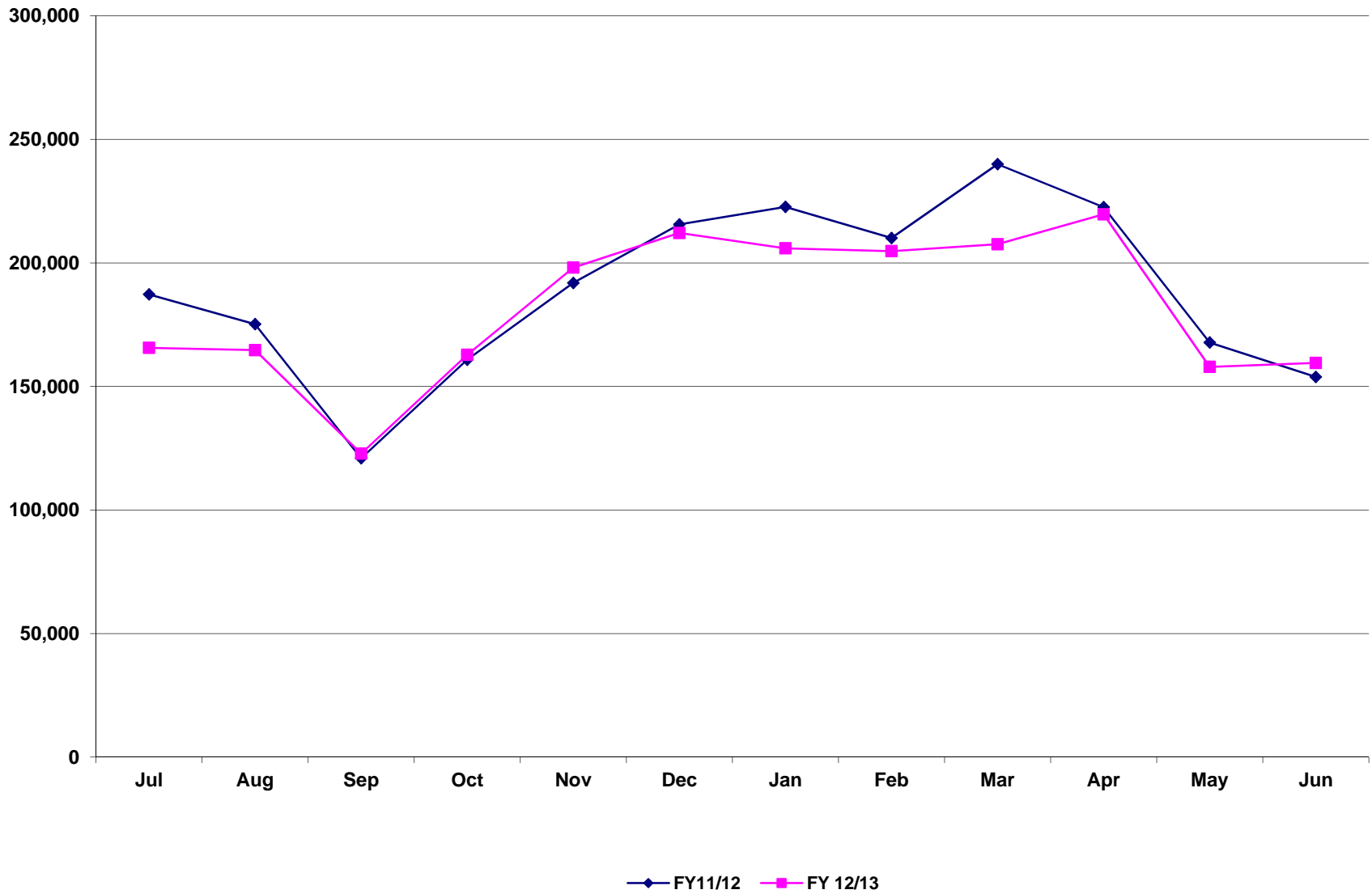
Phoenix Sky Harbor International Airport
Domestic Enplaned/Deplaned Passengers Terminal 4
June 2013



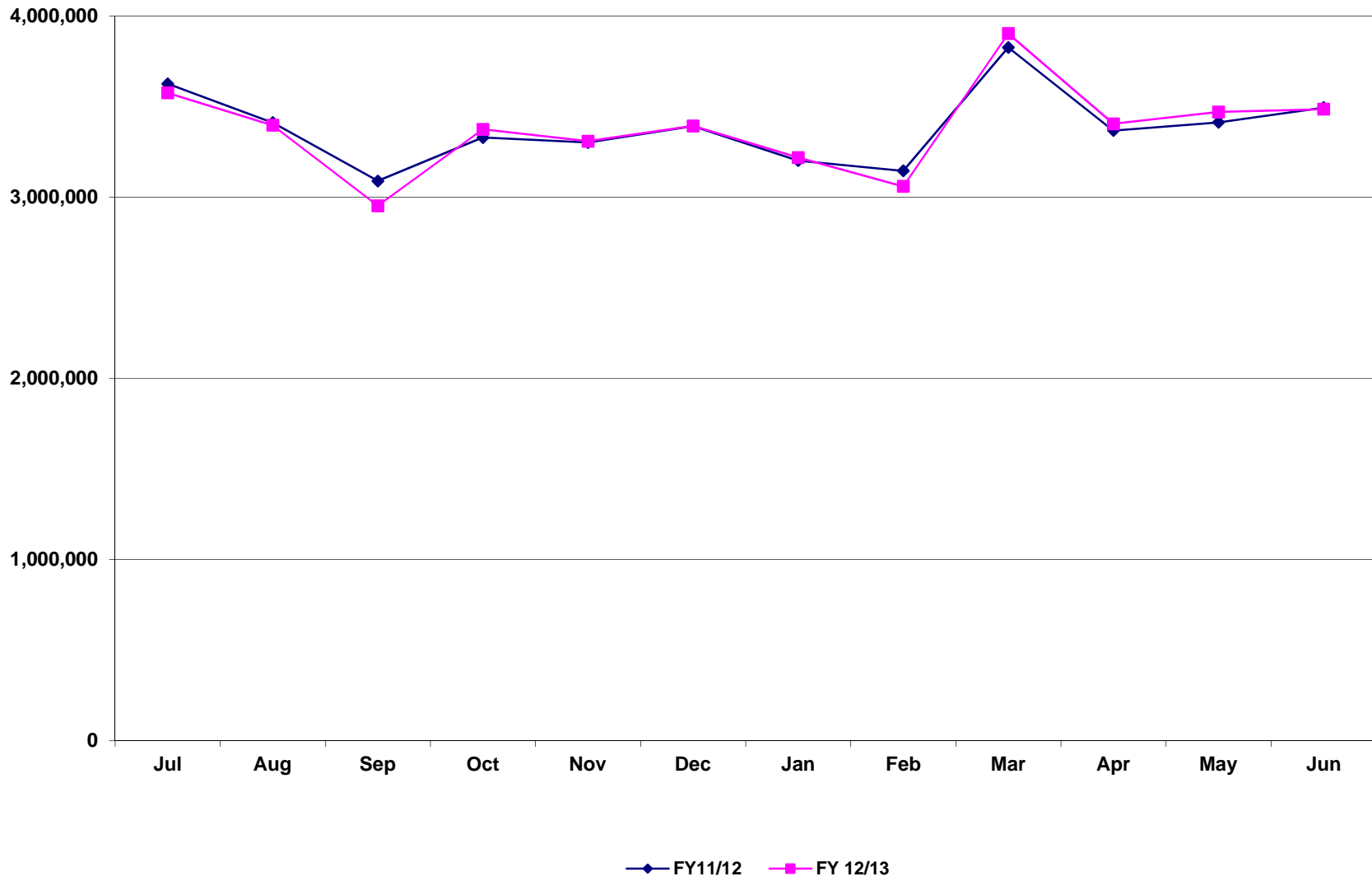
Phoenix Sky Harbor International Airport
Total Domestic Enplaned/Deplaned Passengers
June 2013



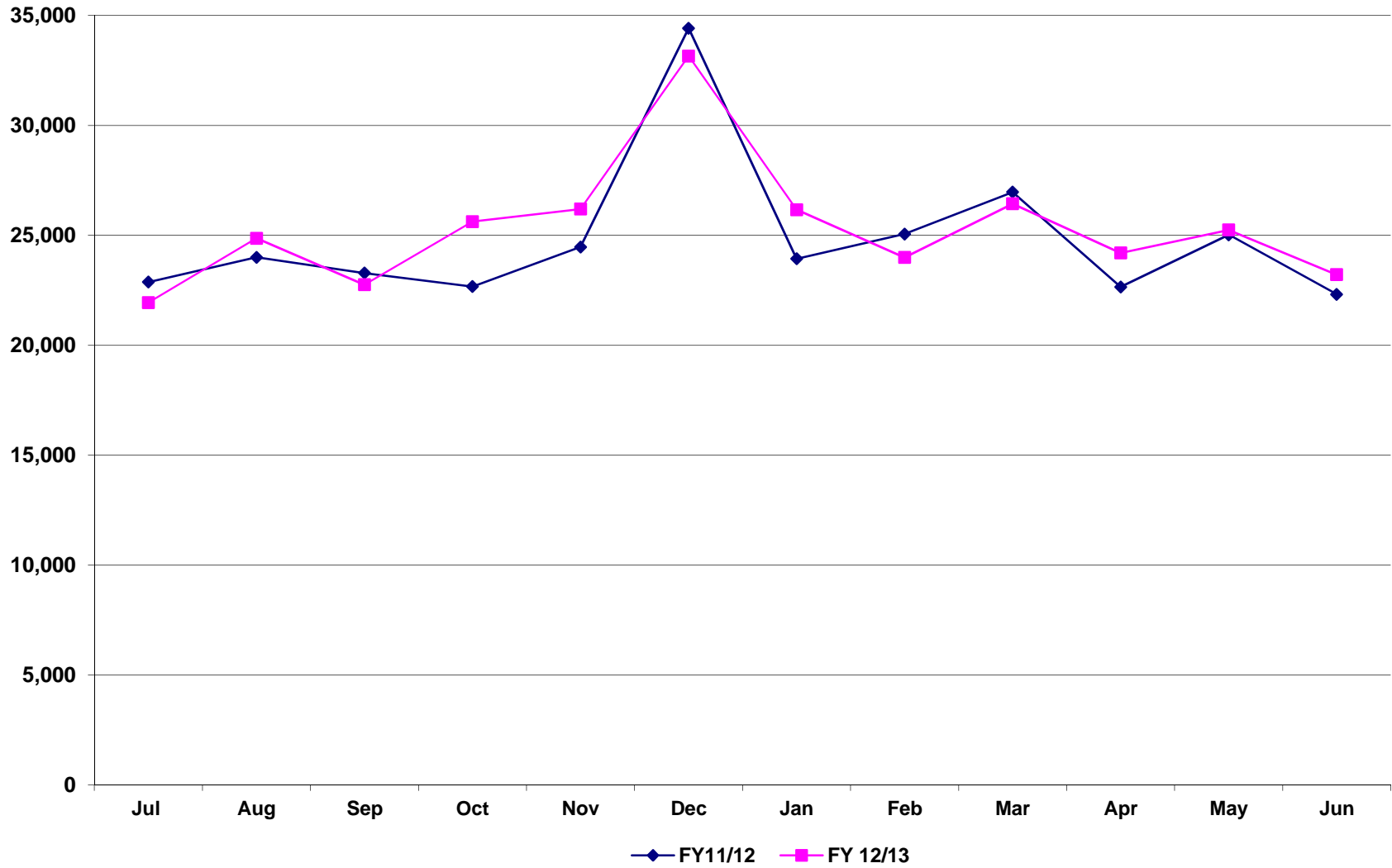
Phoenix Sky Harbor International Airport
Total International Enplaned/Deplaned Passengers
June 2013



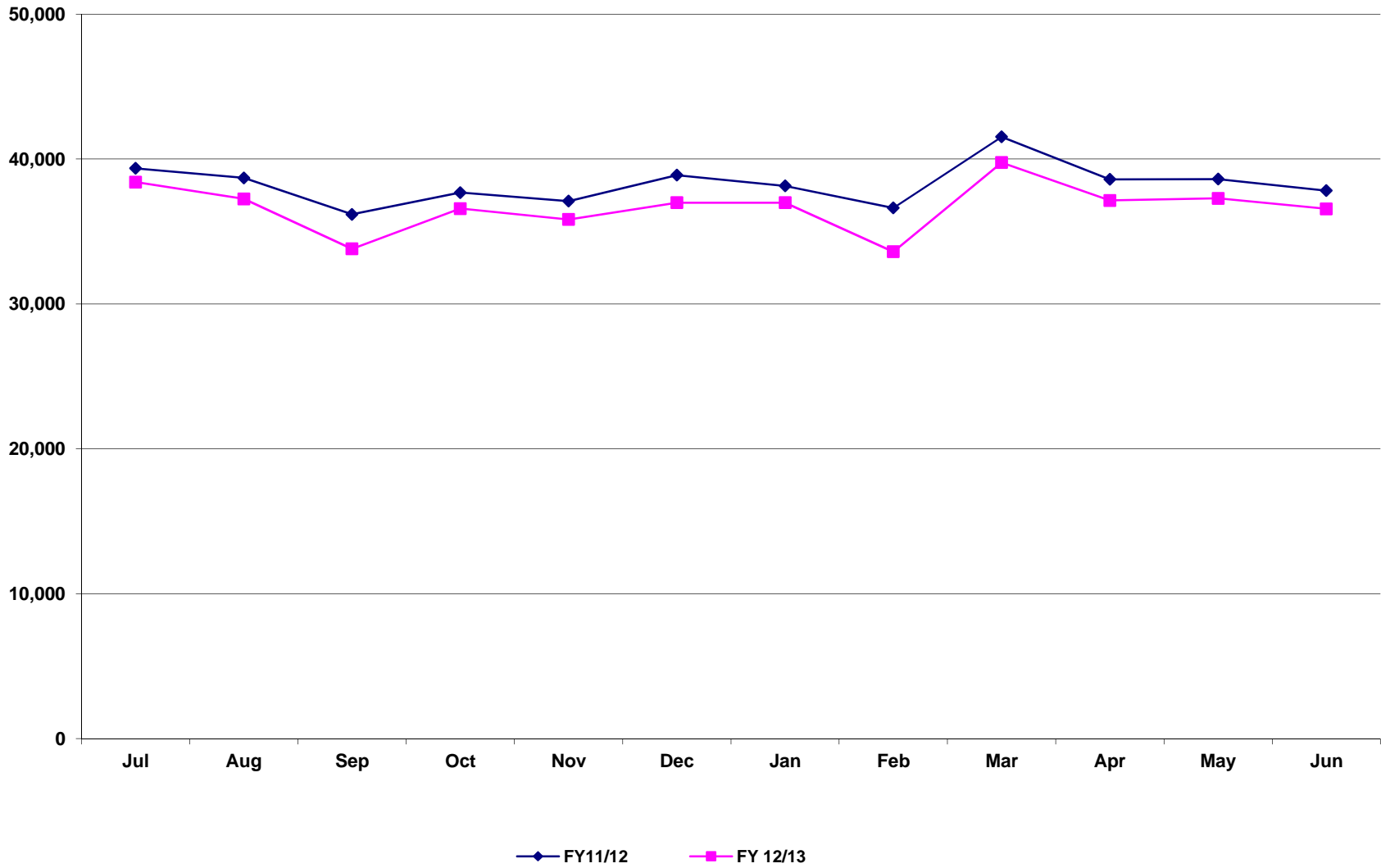
Phoenix Sky Harbor International Airport
Total Enplaned/Deplaned Passengers
June 2013



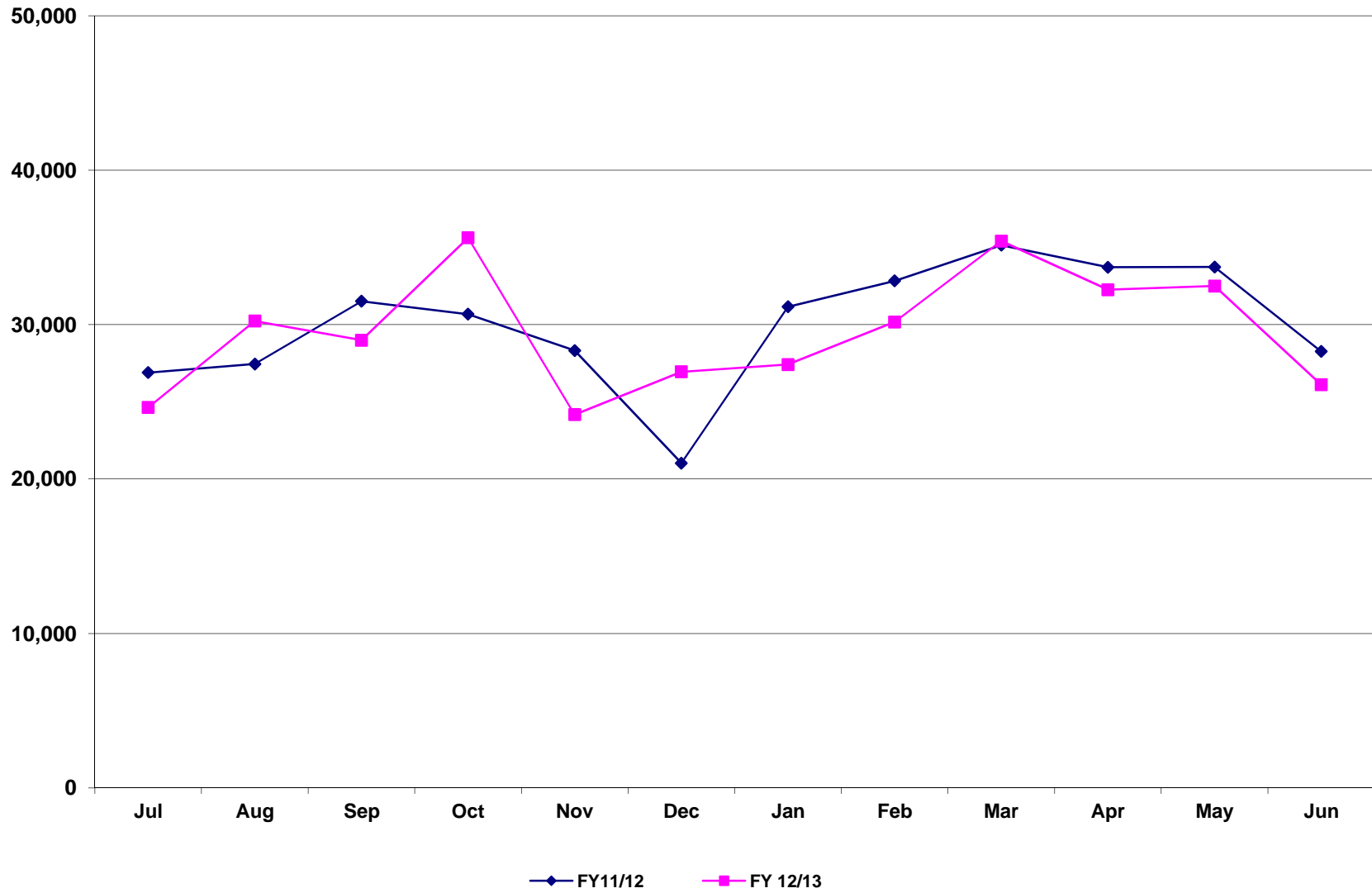
Phoenix Sky Harbor International Airport
Total Enplaned/Deplaned Cargo (Tons)
June 2013



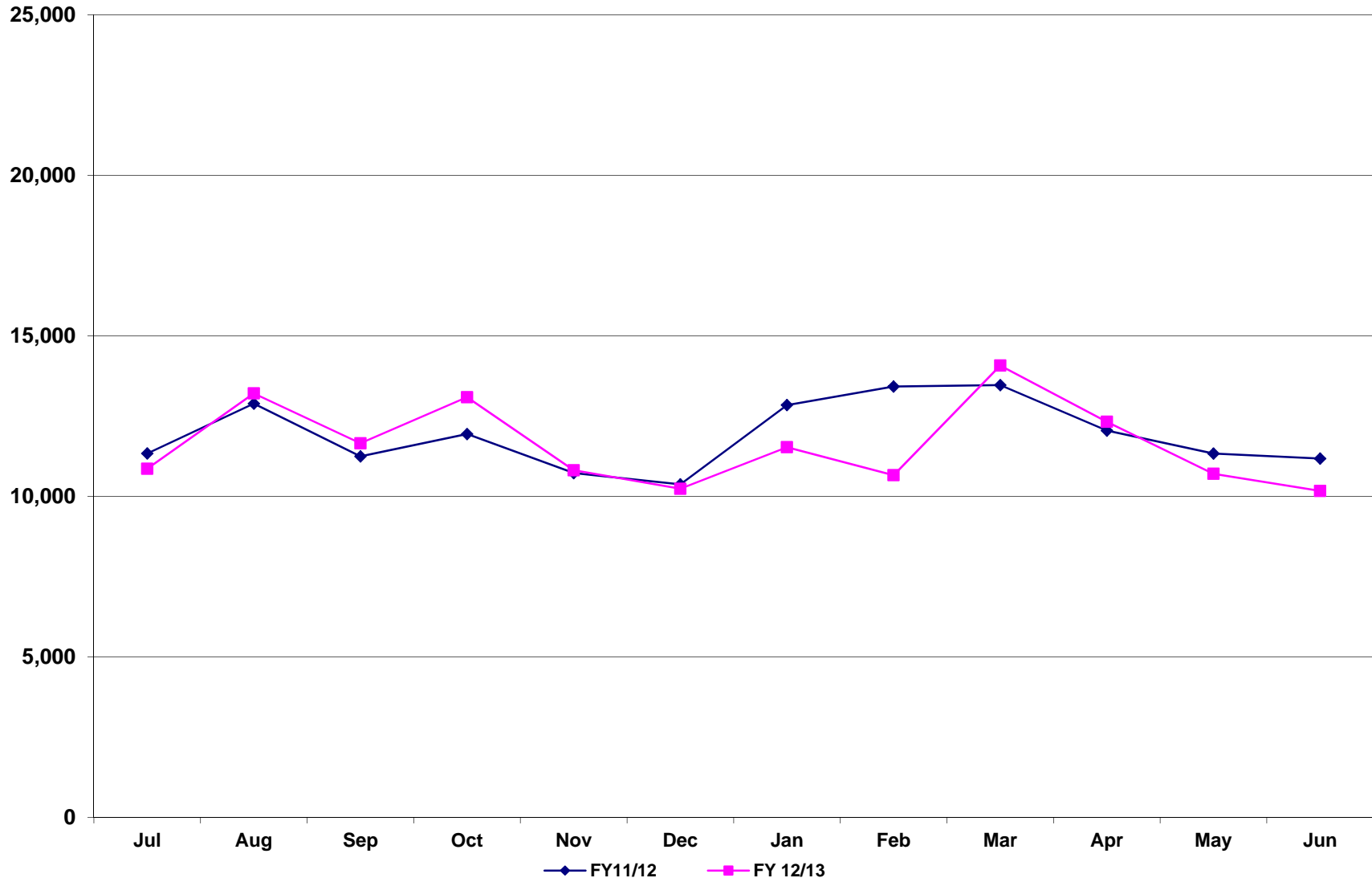
Phoenix Sky Harbor International Airport
Aircraft Operations
June 2013



Deer Valley Airport
Aircraft Operations
June 2013



Goodyear Airport
Aircraft Operations
June 2013



**City of Phoenix Aviation Department
Sky Harbor International Airport
Financial Management Division
Monthly Statistical Reports – July 2013
Table of Contents**

Reports:

- 1 Passengers, Cargo, and Aircraft Operations
- 2 Passenger Activity Report
- 3 Passenger and Activity Worksheet July 2013
- 4 Passenger and Activity Worksheet July 2012
- 5 Enplaned Passengers by Carrier for Fiscal Year 2013/14
- 6 Deplaned Passengers by Carrier for Fiscal Year 2013/14
- 7 Total Passengers by Carrier for Fiscal Year 2013/14
- 8 Enplaned Passengers by Carrier for Calendar Year 2013
- 9 Deplaned Passengers by Carrier for Calendar Year 2013
- 10 Total Passengers by Carrier for Calendar Year 2013
- 11 Airline Landing Weights – All Airlines for Fiscal Year 2013/14
- 12 Airline Landing Weights – Rates & Charges Airlines Only for Fiscal Year 2013/14

Graphs:

- 1 Domestic Enplaned / Deplaned Passengers Terminal 2
- 2 Domestic Enplaned / Deplaned Passengers Terminal 3
- 3 Domestic Enplaned / Deplaned Passengers Terminal 4
- 4 Total Domestic Enplaned / Deplaned Passengers
- 5 Total International Enplaned / Deplaned Passengers
- 6 Total Enplaned / Deplaned Passengers
- 7 Total Enplaned / Deplaned Cargo (in Tons)
- 8 Sky Harbor International Airport Aircraft Operations
- 9 Deer Valley Airport Aircraft Operations
- 10 Goodyear Airport Aircraft Operations

PASSENGERS, CARGO, AND AIRCRAFT OPERATIONS AT PHOENIX AIRPORTS: July 2013

July	2013	2012	%Chg	Fiscal YTD 2013/14	Fiscal YTD 2012/2013	%Chg	Calendar YTD 2013	Calendar YTD 2012	%Chg
PASSENGERS									
T2	86,393	99,149	-12.9%	86,393	99,149	-12.9%	794,033	841,899	-5.7%
T3	184,152	182,690	0.8%	184,152	182,690	0.8%	1,433,373	1,436,245	-0.2%
T4	1,375,045	1,413,837	-2.7%	1,375,045	1,413,837	-2.7%	9,165,541	9,083,142	0.9%
International	76,742	81,241	-5.5%	76,742	81,241	-5.5%	674,971	695,355	-2.9%
Total Enplaned	1,722,332	1,776,917	-3.1%	1,722,332	1,776,917	-3.1%	12,067,918	12,056,641	0.1%
T2	88,268	99,873	-11.6%	88,268	99,873	-11.6%	775,487	827,048	-6.2%
T3	187,015	190,824	-2.0%	187,015	190,824	-2.0%	1,426,790	1,442,964	-1.1%
T4	1,404,171	1,423,949	-1.4%	1,404,171	1,423,949	-1.4%	9,119,287	9,013,118	1.2%
International	80,517	84,383	-4.6%	80,517	84,383	-4.6%	659,469	687,232	-4.0%
Total Deplaned	1,759,971	1,799,029	-2.2%	1,759,971	1,799,029	-2.2%	11,981,033	11,970,362	0.1%
Total	3,482,303	3,575,946	-2.6%	3,482,303	3,575,946	-2.6%	24,048,951	24,027,003	0.1%
CARGO									
Freight enplaned	10,991	9,717	13.1%	10,991	9,717	13.1%	79,028	74,736	5.7%
Freight deplaned	9,531	9,642	-1.2%	9,531	9,642	-1.2%	73,704	71,570	3.0%
Total Freight	20,522	19,359	6.0%	20,522	19,359	6.0%	152,732	146,306	4.4%
Mail enplaned	1,305	1,147	13.8%	1,305	1,147	13.8%	9,026	10,670	-15.4%
Mail deplaned	1,069	1,433	-25.4%	1,069	1,433	-25.4%	10,382	12,086	-14.1%
Total Mail	2,374	2,580	-8.0%	2,374	2,580	-8.0%	19,408	22,756	-14.7%
Total (Tons)	22,896	21,939	4.4%	22,896	21,939	4.4%	172,140	169,062	1.8%
AIRCRAFT OPERATIONS									
Air Carrier/Air Taxi	35,431	36,745	-3.6%	35,431	36,745	-3.6%	244,520	255,038	-4.1%
General Aviation	1,532	1,508	1.6%	1,532	1,508	1.6%	12,485	13,008	-4.0%
Military	193	160	20.6%	193	160	20.6%	1,497	1,702	-12.0%
Sky Harbor International	37,156	38,413	-3.3%	37,156	38,413	-3.3%	258,502	269,748	-4.2%
Air Carrier/Air Taxi	400	327	22.3%	400	327	22.3%	2,696	3,074	-12.3%
General Aviation	26,638	24,307	9.6%	26,638	24,307	9.6%	208,175	216,341	-3.8%
Military	24	2	1100.0%	24	2	1100.0%	51	60	-15.0%
Deer Valley Airport	27,062	24,636	9.8%	27,062	24,636	9.8%	210,922	219,475	-3.9%
Air Carrier/Air Taxi	96	26	269.2%	96	26	269.2%	570	295	93.2%
General Aviation	8,732	10,539	-17.1%	8,732	10,539	-17.1%	75,807	81,936	-7.5%
Military	311	297	4.7%	311	297	4.7%	2,235	2,931	-23.7%
Goodyear Airport	9,139	10,862	-15.9%	9,139	10,862	-15.9%	78,612	85,162	-7.7%
Total	73,357	73,911	-0.7%	73,357	73,911	-0.7%	548,036	574,385	-4.6%

Passenger Activity Report * * * Sky Harbor International Airport * * * July 2013

Airline	Enplaned Passengers			Deplaned Passengers			Total Passengers		
	2013	2012	% Chg	2013	2012	% Chg	2013	2012	% Chg
TERMINAL 2									
Alaska Airlines	23,135	23,123	0.1%	22,606	22,492	0.5%	45,741	45,615	0.3%
Continental Airlines		45,382	-100.0%		46,234	-100.0%		91,616	-100.0%
Great Lakes Aviation	1,296	953	36.0%	1,368	993	37.8%	2,664	1,946	36.9%
United Airlines	61,962	29,691	108.7%	64,294	30,154	113.2%	126,256	59,845	111.0%
Total	86,393	99,149	-12.9%	88,268	99,873	-11.6%	174,661	199,022	-12.2%
TERMINAL 3									
American Airlines	48,924	45,983	6.4%	51,946	49,898	4.1%	100,870	95,881	5.2%
Delta Air Lines	106,435	105,341	1.0%	104,870	108,490	-3.3%	211,305	213,831	-1.2%
Frontier Airlines	13,306	16,336	-18.5%	14,390	17,117	-15.9%	27,696	33,453	-17.2%
Hawaiian Airlines	7,241	7,135	1.5%	7,411	7,090	4.5%	14,652	14,225	3.0%
jetBlue Airways	8,246	7,895	4.4%	8,398	8,229	2.1%	16,644	16,124	3.2%
Total	184,152	182,690	0.8%	187,015	190,824	-2.0%	371,167	373,514	-0.6%
TERMINAL 4									
Aerovias de Mexico dba Aeromexico	1,055	1,286	-18.0%	1,200	1,393	-13.9%	2,255	2,679	-15.8%
Air Canada	3,202	3,472	-7.8%	3,203	3,301	-3.0%	6,405	6,773	-5.4%
AirTran Airways		6,053	-100.0%		6,816	-100.0%		12,869	-100.0%
British Airways	7,880	6,721	17.2%	10,312	9,024	14.3%	18,192	15,745	15.5%
Southwest Airlines	540,624	574,693	-5.9%	548,813	580,963	-5.5%	1,089,437	1,155,656	-5.7%
US Airways	895,105	899,210	-0.5%	916,874	903,033	1.5%	1,811,979	1,802,243	0.5%
WestJet	3,921	3,643	7.6%	4,286	3,802	12.7%	8,207	7,445	10.2%
Total	1,451,787	1,495,078	-2.9%	1,484,688	1,508,332	-1.6%	2,936,475	3,003,410	-2.2%
GRAND TOTAL	1,722,332	1,776,917	-3.1%	1,759,971	1,799,029	-2.2%	3,482,303	3,575,946	-2.6%

Sky Harbor International Airport - Passenger and Activity Worksheet July 2013

Airline	Enplaned Passengers				Deplaned Passengers			Freight		Mail		Landed Weight	Landings
	Domestic	Connect	Internat'l	Total	Domestic	Internat'l	Total	Enplaned	Deplaned	Enplaned	Deplaned		
TERMINAL 2													
Alaska Airlines	23,135			23,135	22,606		22,606	7,455	20,794			24,289,300	185
Continental Airlines													
Great Lakes Aviation	1,296			1,296	1,368		1,368	98	184			3,397,100	211
United Airlines	61,962			61,962	64,294		64,294	47,984	55,399	138,503	152,527	68,027,980	658
Subtotal Terminal 2	86,393			86,393	88,268		88,268	55,537	76,377	138,503	152,527	95,714,380	1,054
TERMINAL 3													
American Airlines	48,924			48,924	51,946		51,946	2,658	62,097		20	50,282,500	470
Delta Air Lines	106,435			106,435	104,870		104,870	61,291	12,202	358,979	266,014	110,642,000	790
Frontier Airlines	13,306			13,306	14,390		14,390	11,285	24,247			14,190,910	107
Hawaiian Airlines	7,241			7,241	7,411		7,411	71,067	40,446			9,920,000	31
jetBlue Airways	8,246			8,246	8,398		8,398					8,804,000	62
Subtotal Terminal 3	184,152			184,152	187,015		187,015	146,301	138,992	358,979	266,034	193,839,410	1,460
TERMINAL 4													
Aerovias de Mexico dba Aeromexico			1,055	1,055		1,200	1,200					1,319,019	31
Air Canada			3,202	3,202		3,203	3,203	2,162	2,058	3,654	35	4,169,500	31
British Airways			7,880	7,880		10,312	10,312	311,632	312,314			19,488,832	31
Southwest Airlines	351,197	189,427		540,624	548,813		548,813	1,191,791	1,290,007			639,686,000	5,107
US Airways	421,378	409,122	64,605	895,105	851,072	65,802	916,874	1,646,901	1,520,231	2,043,297	1,638,360	1,042,358,700	8,584
WestJet	3,921			3,921	4,286		4,286					4,501,100	31
Subtotal Terminal 4	776,496	598,549	76,742	1,451,787	1,404,171	80,517	1,484,688	3,152,486	3,124,610	2,046,951	1,638,395	1,711,503,151	13,815
Total Passenger Airlines	1,047,041	598,549	76,742	1,722,332	1,679,454	80,517	1,759,971	3,354,324	3,339,979	2,544,433	2,056,956	2,001,056,941	16,329
AIR CARGO (SOUTH)													
Federal Express								10,885,182	7,794,382			50,470,600	124
United Parcel Service								5,397,619	5,413,051	65,879	81,472	34,317,340	112
Subtotal Air Cargo (South)								16,282,801	13,207,433	65,879	81,472	84,787,940	236
AIR CARGO (WEST)													
ABX Air								1,681,902	1,787,880			11,729,000	43
Arnet Systems								13,024	18,482			432,300	38
Ameriflight								454,681	387,833			4,507,690	335
Empire Airlines								102,342	82,105			765,000	90
IFL Group								92,090	237,952			986,000	17
Subtotal Air Cargo (West)								2,344,039	2,514,252			18,419,990	523
Total Cargo Airlines								18,626,840	15,721,685	65,879	81,472	103,207,930	759
Grand Total	1,047,041	598,549	76,742	1,722,332	1,679,454	80,517	1,759,971	21,981,164	19,061,664	2,610,312	2,138,428	2,104,264,871	17,088
Total All Passengers:	3,482,303							Total Air Cargo in Tons: 10,991 + 9,531 + 1,305 + 1,069 = 22,896					

Sky Harbor International Airport - Passenger and Activity Worksheet July 2012

Airline	Enplaned Passengers				Deplaned Passengers			Freight		Mail		Landed Weight	Landings					
	Domestic	Connect	Internat'l	Total	Domestic	Internat'l	Total	Enplaned	Deplaned	Enplaned	Deplaned							
TERMINAL 2																		
Alaska Airlines	23,123			23,123	22,492		22,492	9,876	23,911			24,011,200	182					
Continental Airlines	45,382			45,382	46,234		46,234	60,988	55,255	77,513	260,100	49,789,100	349					
Great Lakes Aviation	953			953	993		993	96	183			2,914,100	181					
United Airlines	29,691			29,691	30,154		30,154	2,501	15,693	44,733	140,134	34,772,324	386					
Subtotal Terminal 2	99,149			99,149	99,873		99,873	73,461	95,042	122,246	400,234	111,486,724	1,098					
TERMINAL 3																		
American Airlines	45,983			45,983	49,898		49,898	5,849	82,814			47,335,680	450					
Delta Air Lines	105,341			105,341	108,490		108,490	20,016	129,872	145,263	325,891	115,119,900	821					
Frontier Airlines	16,336			16,336	17,117		17,117	1,572	54,415			17,659,938	150					
Hawaiian Airlines	7,135			7,135	7,090		7,090	75,820	27,273			9,920,000	31					
jetBlue Airways	7,895			7,895	8,229		8,229					8,662,000	61					
Subtotal Terminal 3	182,690			182,690	190,824		190,824	103,257	294,374	145,263	325,891	198,697,518	1,513					
TERMINAL 4																		
Aerovias de Mexico dba Aeromexico			1,286	1,286		1,393	1,393					1,319,019	31					
Air Canada			3,472	3,472		3,301	3,301	328	295	59	50	4,054,200	31					
AirTran Airways	6,053			6,053	6,816		6,816					7,424,000	58					
British Airways			6,721	6,721		9,024	9,024	278,285	333,056			16,974,144	27					
Southwest Airlines	374,645	200,048		574,693	580,963		580,963	1,274,781	1,163,358			672,708,000	5,428					
US Airways	408,187	421,261	69,762	899,210	832,368	70,665	903,033	1,643,527	1,522,559	2,015,816	2,008,571	1,058,649,200	8,893					
WestJet	3,643			3,643	3,802		3,802					4,005,200	31					
Subtotal Terminal 4	792,528	621,309	81,241	1,495,078	1,423,949	84,383	1,508,332	3,196,921	3,019,268	2,015,875	2,008,621	1,765,133,763	14,499					
Total Passenger Airlines	1,074,367	621,309	81,241	1,776,917	1,714,646	84,383	1,799,029	3,373,639	3,408,684	2,283,384	2,734,746	2,075,318,005	17,110					
AIR CARGO (SOUTH)																		
Federal Express								9,040,650	9,015,081			46,170,400	113					
United Parcel Service								5,376,390	5,041,992	10,488	130,995	32,489,760	108					
Subtotal Air Cargo (South)								14,417,040	14,057,073	10,488	130,995	78,660,160	221					
AIR CARGO (WEST)																		
Airnet Systems								21,432	28,710			440,700	38					
Ameriflight								387,564	379,492			4,226,674	321					
DHL Express/Atlas Air								933,291	1,019,788			10,336,000	38					
Empire Airlines								85,348	97,759			731,000	86					
IFL Group								125,980	228,252			1,218,000	21					
Subtotal Air Cargo (West)								1,644,198	1,817,922			18,147,374	508					
Total Cargo Airlines								16,061,238	15,874,995	10,488	130,995	96,807,534	729					
Grand Total	1,074,367	621,309	81,241	1,776,917	1,714,646	84,383	1,799,029	19,434,877	19,283,679	2,293,872	2,865,741	2,172,125,539	17,839					
Total All Passengers:	3,575,946							Total Air Cargo in Tons:		9,717	+	9,642	+	1,147	+	1,433	=	21,939

Sky Harbor International Airport - Enplaned Passengers by Carrier
Fiscal Year 2013/14

Airline	Jul	Aug	Sep	Oct	Nov	Dec	Jan	Feb	Mar	Apr	May	Jun	Total
TERMINAL 2													
Alaska Airlines	23,135												23,135
Great Lakes Aviation	1,296												1,296
United Airlines	61,962												61,962
Total	86,393												86,393
TERMINAL 3													
American Airlines	48,924												48,924
Delta Air Lines	106,435												106,435
Frontier Airlines	13,306												13,306
Hawaiian Airlines	7,241												7,241
jetBlue Airways	8,246												8,246
MN Airlines dba Sun Country													
Total	184,152												184,152
TERMINAL 4													
Aerovias de Mexico dba Aeromexico	1,055												1,055
Air Canada	3,202												3,202
British Airways	7,880												7,880
Southwest Airlines	540,624												540,624
US Airways	895,105												895,105
WestJet	3,921												3,921
Total	1,451,787												1,451,787
GRAND TOTAL	1,722,332												1,722,332

Sky Harbor International Airport - Deplaned Passengers by Carrier
Fiscal Year 2013/14

Airline	Jul	Aug	Sep	Oct	Nov	Dec	Jan	Feb	Mar	Apr	May	Jun	Total
TERMINAL 2													
Alaska Airlines	22,606												22,606
Great Lakes Aviation	1,368												1,368
United Airlines	64,294												64,294
Total	88,268												88,268
TERMINAL 3													
American Airlines	51,946												51,946
Delta Air Lines	104,870												104,870
Frontier Airlines	14,390												14,390
Hawaiian Airlines	7,411												7,411
jetBlue Airways	8,398												8,398
MN Airlines dba Sun Country													
Total	187,015												187,015
TERMINAL 4													
Aerovias de Mexico dba Aeromexico	1,200												1,200
Air Canada	3,203												3,203
British Airways	10,312												10,312
Southwest Airlines	548,813												548,813
US Airways	916,874												916,874
WestJet	4,286												4,286
Total	1,484,688												1,484,688
GRAND TOTAL	1,759,971												1,759,971

Sky Harbor International Airport - Total Passengers by Carrier
Fiscal Year 2013/14

Airline	Jul	Aug	Sep	Oct	Nov	Dec	Jan	Feb	Mar	Apr	May	Jun	Total
TERMINAL 2													
Continental Airlines													
Great Lakes Aviation	2,664												2,664
United Airlines	126,256												126,256
Total	174,661												174,661
TERMINAL 3													
American Airlines	100,870												100,870
Delta Air Lines	211,305												211,305
Frontier Airlines	27,696												27,696
Hawaiian Airlines	14,652												14,652
jetBlue Airways	16,644												16,644
MN Airlines dba Sun Country													
Total	371,167												371,167
TERMINAL 4													
Aerovias de Mexico dba Aeromexico	2,255												2,255
Air Canada	6,405												6,405
British Airways	18,192												18,192
Southwest Airlines	1,089,437												1,089,437
US Airways	1,811,979												1,811,979
WestJet	8,207												8,207
Total	2,936,475												2,936,475
GRAND TOTAL	3,482,303												3,482,303

Sky Harbor International Airport - Enplaned Passengers by Carrier
Calendar Year 2013

Airline	Jan	Feb	Mar	Apr	May	Jun	Jul	Aug	Sep	Oct	Nov	Dec	Total
TERMINAL 2													
Alaska Airlines	28,877	27,716	36,092	33,908	30,068	22,603	23,135						202,399
Continental Airlines	42,170	35,956	63,366										141,492
Great Lakes Aviation	394	396	601	700	1,082	1,155	1,296						5,624
United Airlines	40,524	43,749	44,312	93,599	89,720	70,652	61,962						444,518
Total	111,965	107,817	144,371	128,207	120,870	94,410	86,393						794,033
TERMINAL 3													
American Airlines	64,504	62,167	73,012	57,944	60,557	52,870	48,924						419,978
Delta Air Lines	94,082	96,872	130,232	121,970	110,325	108,177	106,435						768,093
Frontier Airlines	19,448	18,691	23,612	19,077	16,037	14,803	13,306						124,974
Hawaiian Airlines	7,249	6,309	7,554	6,858	7,457	7,647	7,241						50,315
jetBlue Airways	6,846	6,261	8,305	7,792	8,479	8,079	8,246						54,006
MN Airlines dba Sun Country	2,784	3,172	4,236	3,434	2,379								16,005
Total	194,913	193,472	246,951	217,075	205,234	191,576	184,152						1,433,373
TERMINAL 4													
Aerovias de Mexico dba Aeromexico	1,095	751	859	884	990	1,034	1,055						6,668
Air Canada	8,608	8,904	11,408	9,337	4,389	3,670	3,202						49,518
AirTran Airways	530												530
British Airways	6,981	5,068	8,179	8,746	10,023	9,824	7,880						56,701
Southwest Airlines	477,007	465,483	585,281	540,629	558,184	549,938	540,624						3,717,146
US Airways	786,034	714,822	921,123	821,104	861,202	900,684	895,105						5,900,074
WestJet	21,824	23,229	26,503	24,180	6,251	3,967	3,921						109,875
Total	1,302,079	1,218,257	1,553,353	1,404,880	1,441,039	1,469,117	1,451,787						9,840,512
GRAND TOTAL	1,608,957	1,519,546	1,944,675	1,750,162	1,767,143	1,755,103	1,722,332						12,067,918

Sky Harbor International Airport - Deplaned Passengers by Carrier
Calendar Year 2013

Airline	Jan	Feb	Mar	Apr	May	Jun	Jul	Aug	Sep	Oct	Nov	Dec	Total
TERMINAL 2													
Alaska Airlines	30,441	28,669	37,050	31,098	27,165	20,958	22,606						197,987
Continental Airlines	41,930	36,677	63,595										142,202
Great Lakes Aviation	459	382	625	678	1,163	1,160	1,368						5,835
United Airlines	39,446	43,007	43,616	86,444	84,393	68,263	64,294						429,463
Total	112,276	108,735	144,886	118,220	112,721	90,381	88,268						775,487
TERMINAL 3													
American Airlines	66,755	63,943	72,012	56,204	59,154	52,666	51,946						422,680
Delta Air Lines	98,562	98,878	132,322	110,880	105,569	103,770	104,870						754,851
Frontier Airlines	20,383	19,044	23,716	20,167	16,248	15,002	14,390						128,950
Hawaiian Airlines	7,470	6,489	7,718	7,324	7,344	7,119	7,411						50,875
jetBlue Airways	7,093	6,628	8,289	7,682	8,094	6,849	8,398						53,033
MN Airlines dba Sun Country	3,589	3,916	4,460	2,426	2,010								16,401
Total	203,852	198,898	248,517	204,683	198,419	185,406	187,015						1,426,790
TERMINAL 4													
Aerovias de Mexico dba Aeromexico	1,191	714	974	673	863	896	1,200						6,511
Air Canada	9,000	9,596	11,155	8,593	3,945	3,016	3,203						48,508
AirTran Airways	504												504
British Airways	7,676	6,411	9,702	8,717	9,450	9,681	10,312						61,949
Southwest Airlines	482,367	467,815	592,093	504,657	536,598	534,532	548,813						3,666,875
US Airways	792,160	723,474	924,003	790,858	835,900	903,293	916,874						5,886,562
WestJet	23,128	24,809	27,446	18,455	5,737	3,986	4,286						107,847
Total	1,316,026	1,232,819	1,565,373	1,331,953	1,392,493	1,455,404	1,484,688						9,778,756
GRAND TOTAL	1,632,154	1,540,452	1,958,776	1,654,856	1,703,633	1,731,191	1,759,971						11,981,033

Sky Harbor International Airport - Total Passengers by Carrier
Calendar Year 2013

Airline	Jan	Feb	Mar	Apr	May	Jun	Jul	Aug	Sep	Oct	Nov	Dec	Total
TERMINAL 2													
Alaska Airlines	59,318	56,385	73,142	65,006	57,233	43,561	45,741						400,386
Continental Airlines	84,100	72,633	126,961										283,694
Great Lakes Aviation	853	778	1,226	1,378	2,245	2,315	2,664						11,459
United Airlines	79,970	86,756	87,928	180,043	174,113	138,915	126,256						873,981
Total	224,241	216,552	289,257	246,427	233,591	184,791	174,681						1,569,520
TERMINAL 3													
American Airlines	131,259	126,110	145,024	114,148	119,711	105,536	100,870						842,658
Delta Air Lines	192,644	195,750	262,554	232,850	215,894	211,947	211,305						1,522,944
Frontier Airlines	39,831	37,735	47,328	39,244	32,285	29,805	27,696						253,924
Hawaiian Airlines	14,719	12,798	15,272	14,182	14,801	14,766	14,652						101,190
jetBlue Airways	13,939	12,889	16,594	15,474	16,573	14,928	16,644						107,041
MN Airlines dba Sun Country	6,373	7,088	8,696	5,860	4,389								32,406
Total	398,765	392,370	495,468	421,758	403,653	376,982	371,167						2,860,163
TERMINAL 4													
Aerovias de Mexico dba Aeromexico	2,286	1,465	1,833	1,557	1,853	1,930	2,255						13,179
Air Canada	17,608	18,500	22,563	17,930	8,334	6,686	6,405						98,026
AirTran Airways	1,034												1,034
British Airways	14,657	11,479	17,881	17,463	19,473	19,505	18,192						118,650
Southwest Airlines	959,374	933,298	1,177,374	1,045,286	1,094,782	1,084,470	1,089,437						7,384,021
US Airways	1,578,194	1,438,296	1,845,126	1,611,962	1,697,102	1,803,977	1,811,979						11,786,636
WestJet	44,952	48,038	53,949	42,635	11,988	7,953	8,207						217,722
Total	2,618,105	2,451,076	3,118,726	2,736,833	2,833,532	2,924,521	2,936,475						19,619,268
GRAND TOTAL	3,241,111	3,059,998	3,903,451	3,405,018	3,470,776	3,486,294	3,482,303						24,048,951

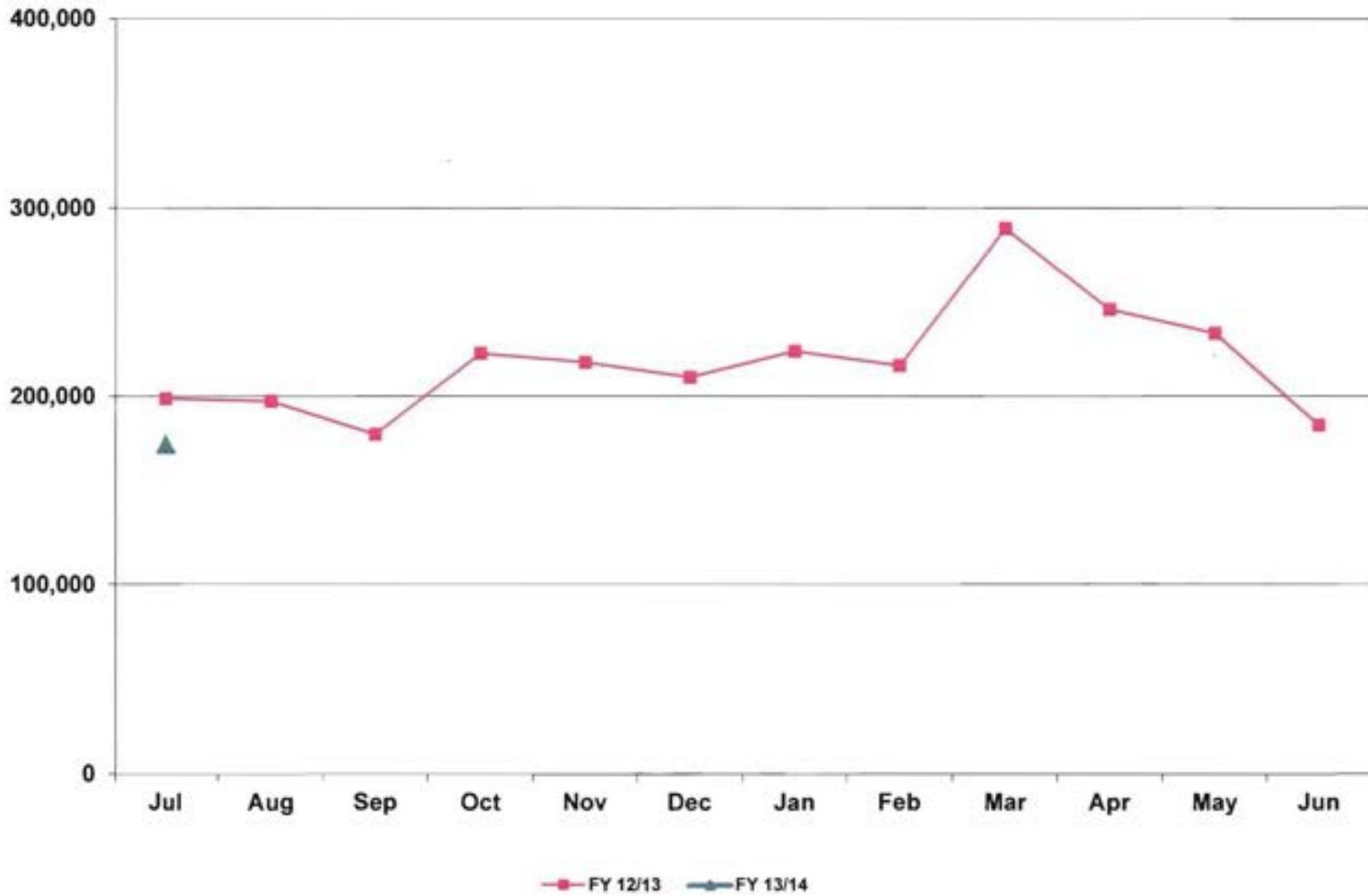
Sky Harbor International Airport
Landing Weights (in Thousands) Fiscal Year 2013/14 - All Airlines

Airline	Jul	Aug	Sep	Oct	Nov	Dec	Jan	Feb	Mar	Apr	May	Jun	Total
Aerovias de Mexico dba Aeromexico	1,319												1,319
Air Canada	4,170												4,170
Alaska Airlines	24,289												24,289
American Airlines	50,283												50,283
British Airways	19,489												19,489
Delta Air Lines	110,642												110,642
Frontier Airlines	14,191												14,191
Great Lakes Aviation	3,397												3,397
Hawaiian Airlines	9,920												9,920
jetBlue Airways	8,804												8,804
MN Airlines dba Sun Country													
Southwest Airlines	639,666												639,666
United Airlines	68,028												68,028
US Airways	1,042,358												1,042,358
WestJet	4,501												4,501
Passenger	2,001,057												2,001,057
ABX Air	11,729												11,729
Airnet Systems	432												432
Ameriflight	4,508												4,508
Empire Airlines	765												765
Federal Express	50,471												50,471
IFL Group	986												986
United Parcel Service	34,317												34,317
Cargo	103,208												103,208
Grand Total	2,104,265												2,104,265

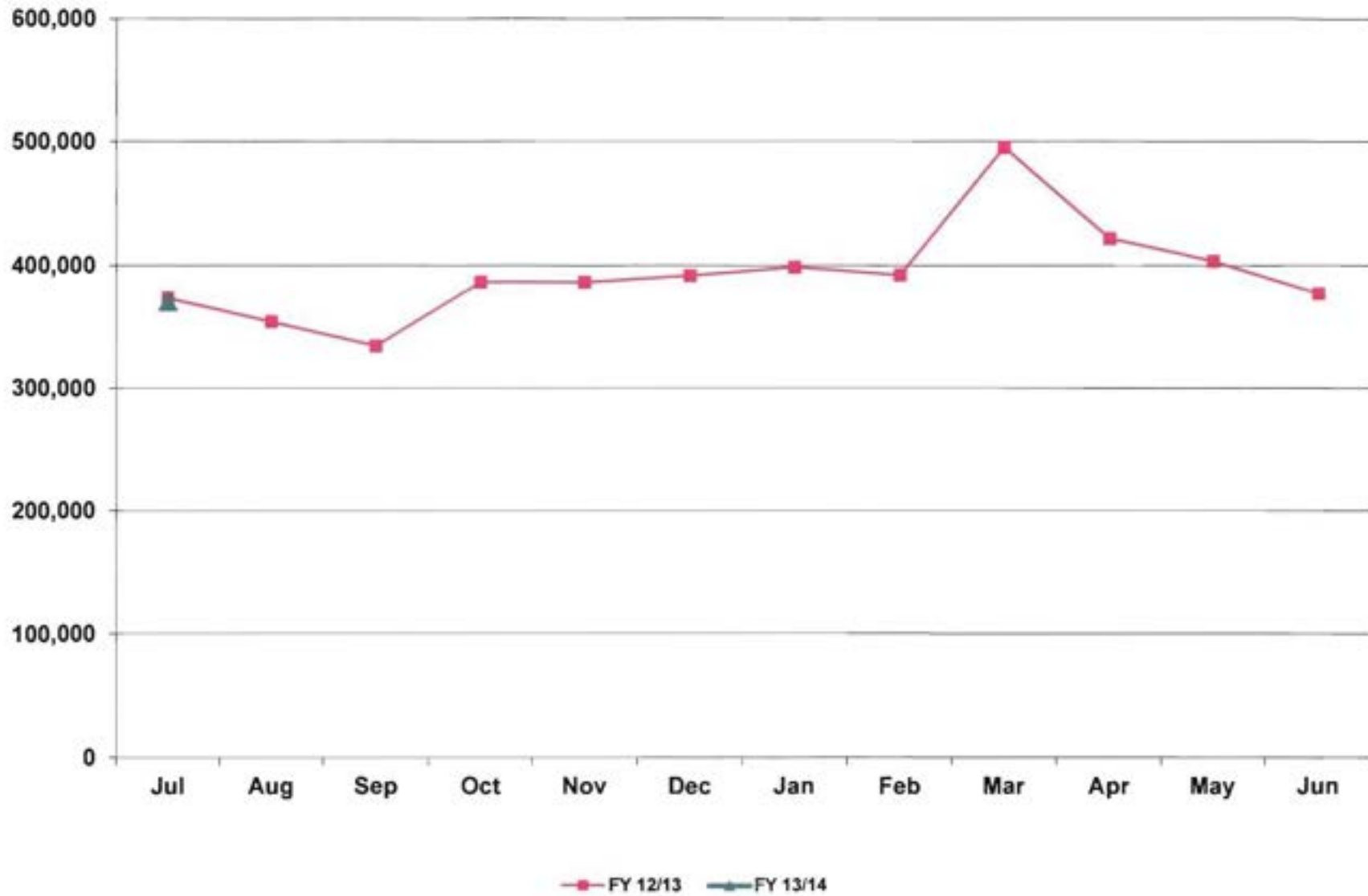
Sky Harbor International Airport
Landing Weights (in Thousands) Fiscal Year 2013/14 - Rates & Charges Airlines

Airline	Jul	Aug	Sep	Oct	Nov	Dec	Jan	Feb	Mar	Apr	May	Jun	Total
Aerovias de Mexico dba Aeromexico	1,319												1,319
Air Canada	4,170												4,170
Alaska Airlines	24,289												24,289
American Airlines	50,283												50,283
British Airways	19,489												19,489
Delta Air Lines	110,642												110,642
Frontier Airlines	14,191												14,191
Great Lakes Aviation	3,397												3,397
Hawaiian Airlines	9,920												9,920
jetBlue Airways	8,804												8,804
MN Airlines dba Sun Country													
Southwest Airlines	639,666												639,666
United Airlines	68,028												68,028
US Airways	1,042,358												1,042,358
WestJet	4,501												4,501
Passenger	2,001,057												2,001,057
ABX Air	11,729												11,729
Atlas Air													
Federal Express	50,471												50,471
IFL Group	986												986
United Parcel Service	34,317												34,317
Cargo	97,503												97,503
Grand Total	2,098,560												2,098,560

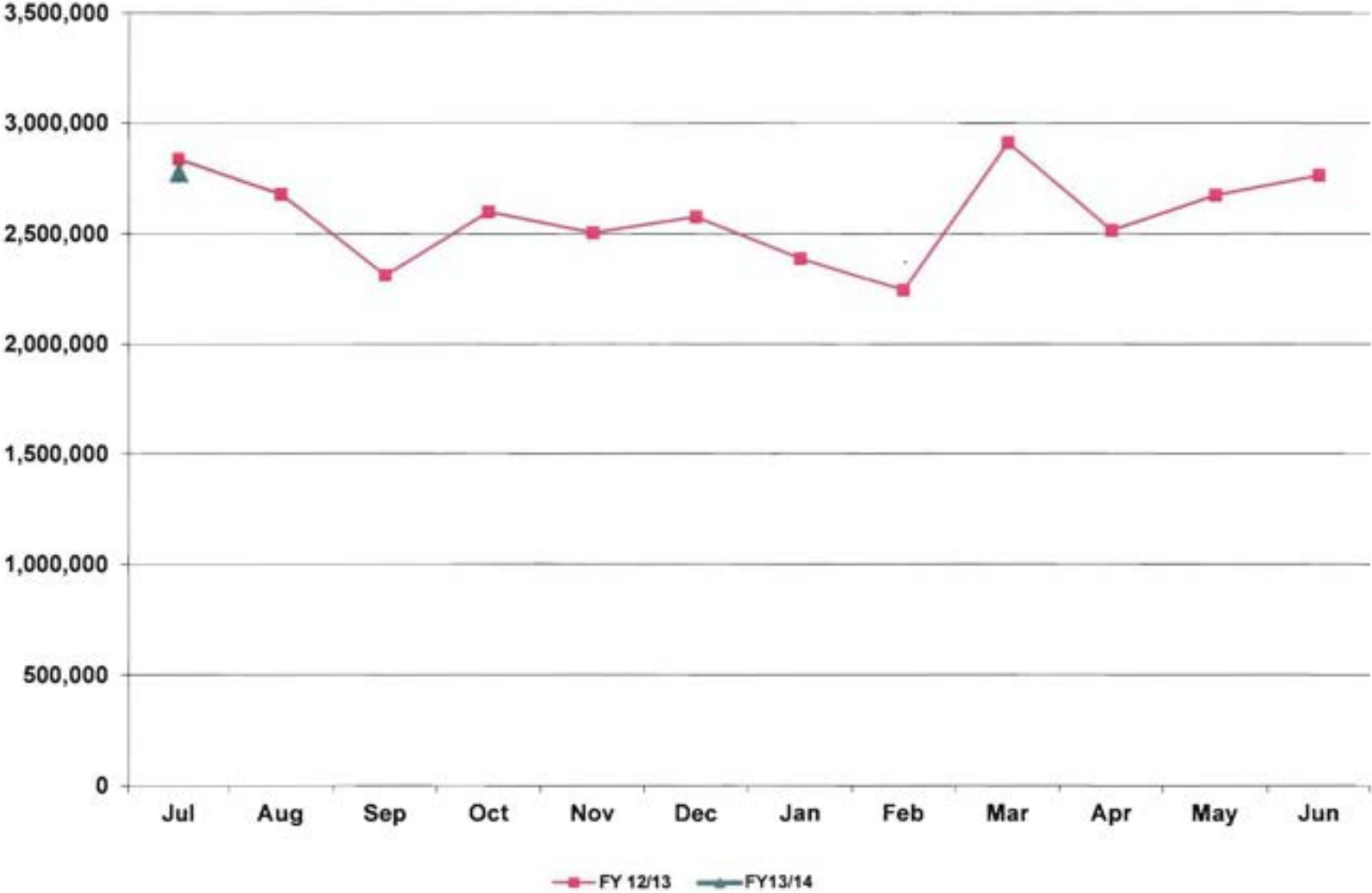
Phoenix Sky Harbor International Airport
Domestic Enplaned/Deplaned Passengers Terminal 2
July 2013



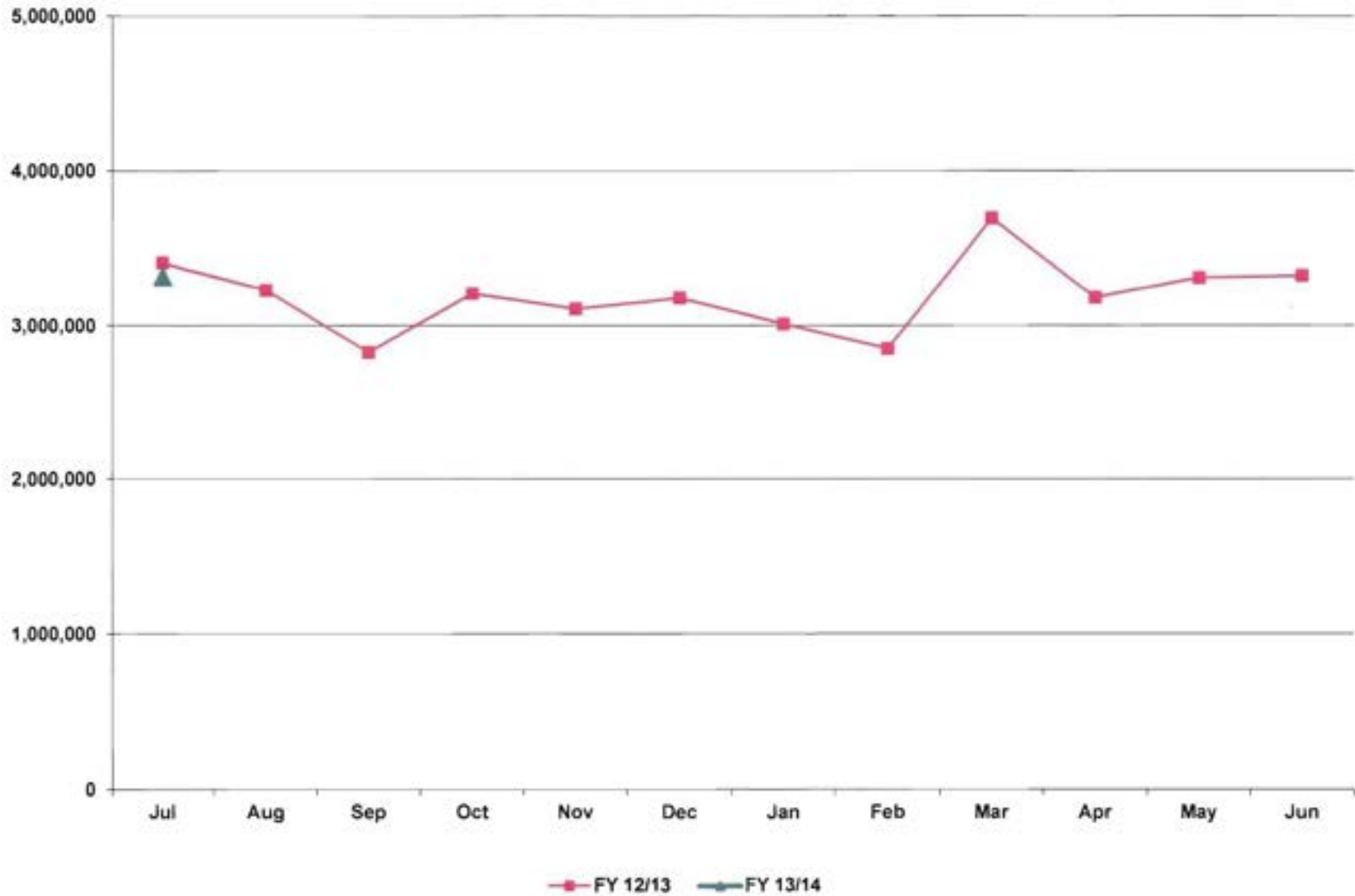
Phoenix Sky Harbor International Airport
Domestic Enplaned/Deplaned Passengers Terminal 3
July 2013



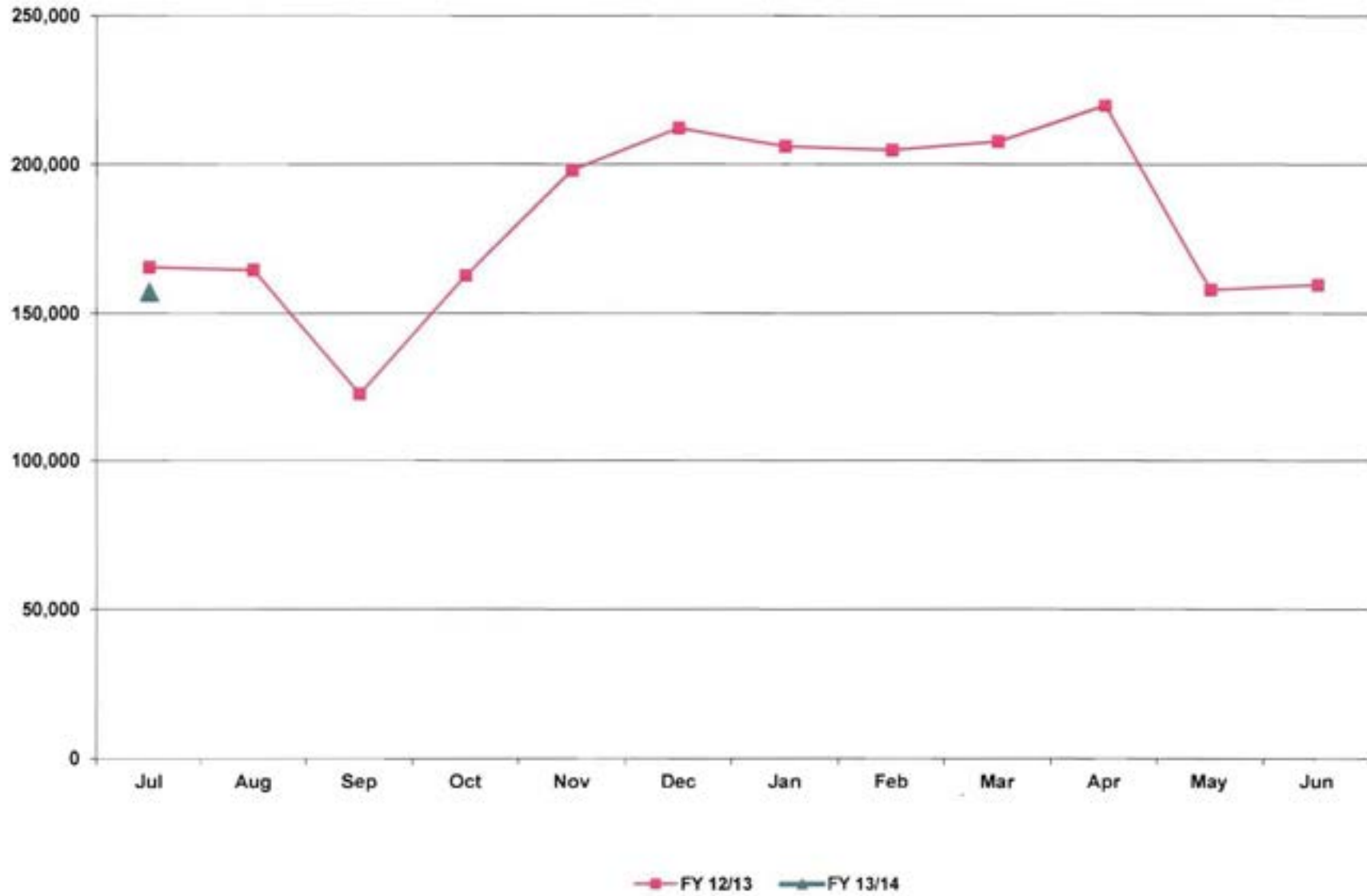
Phoenix Sky Harbor International Airport
Domestic Enplaned/Deplaned Passengers Terminal 4
July 2013



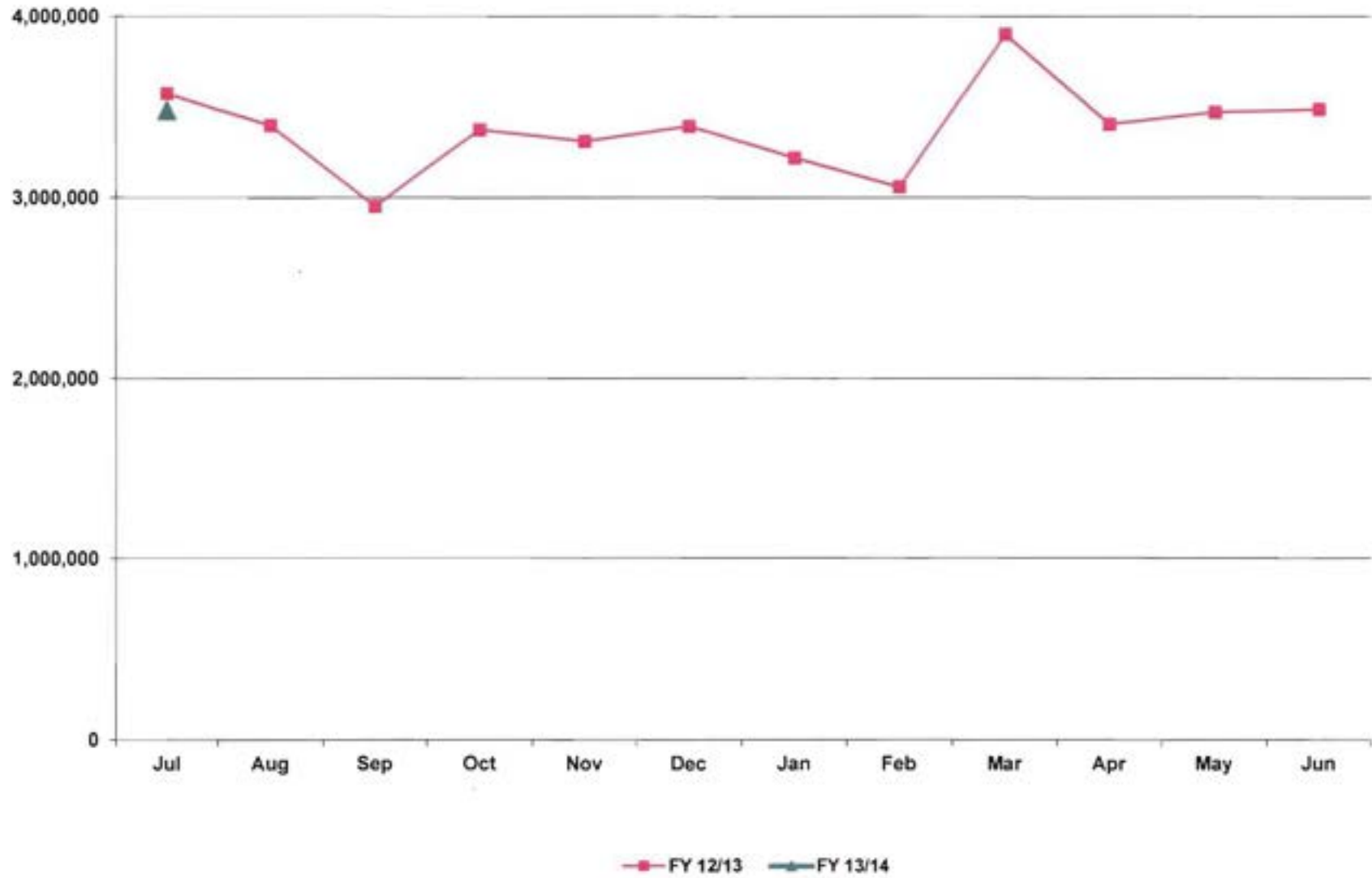
Phoenix Sky Harbor International Airport
Total Domestic Enplaned/Deplaned Passengers
July 2013



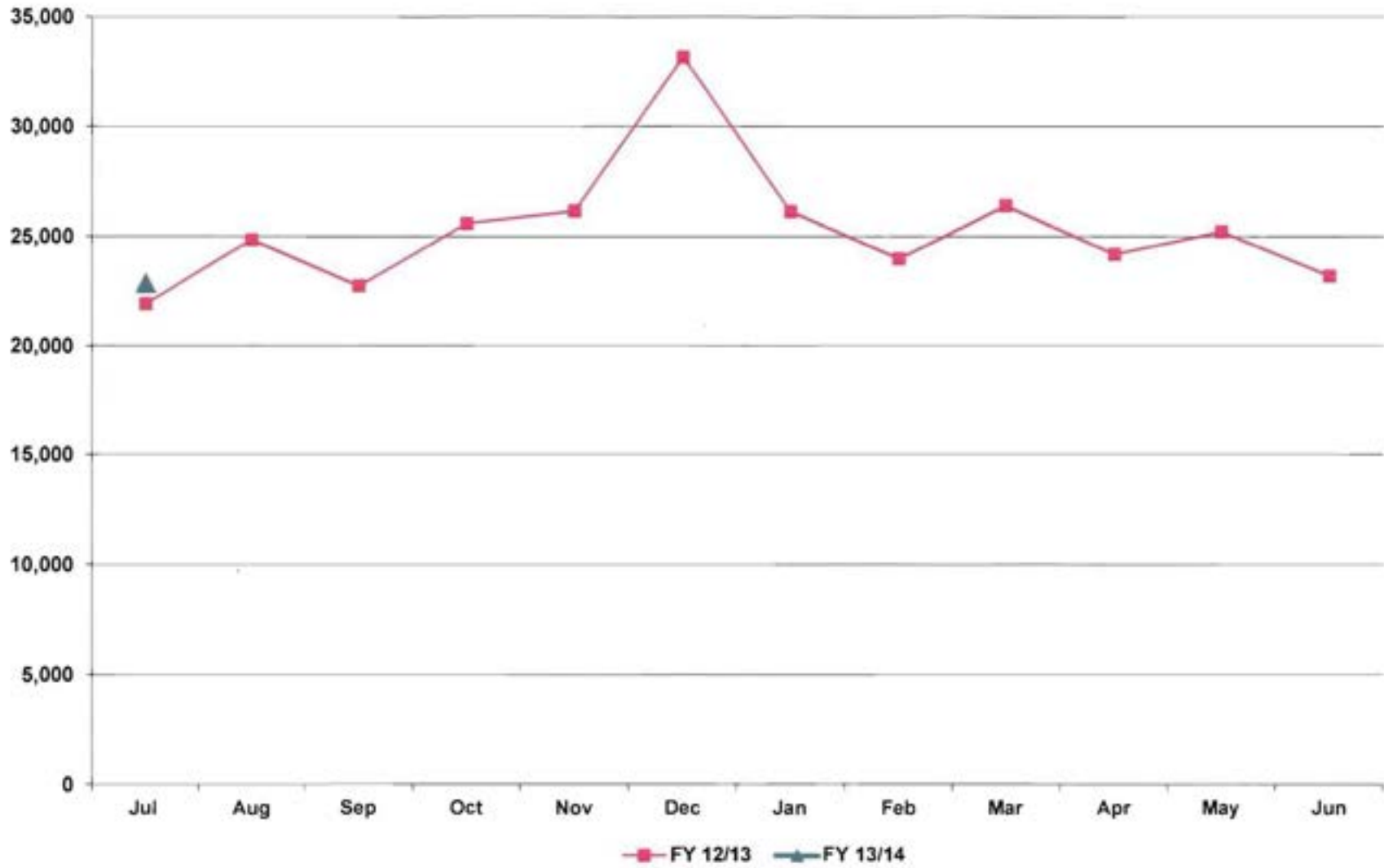
Phoenix Sky Harbor International Airport
Total International Enplaned/Deplaned Passengers
July 2013



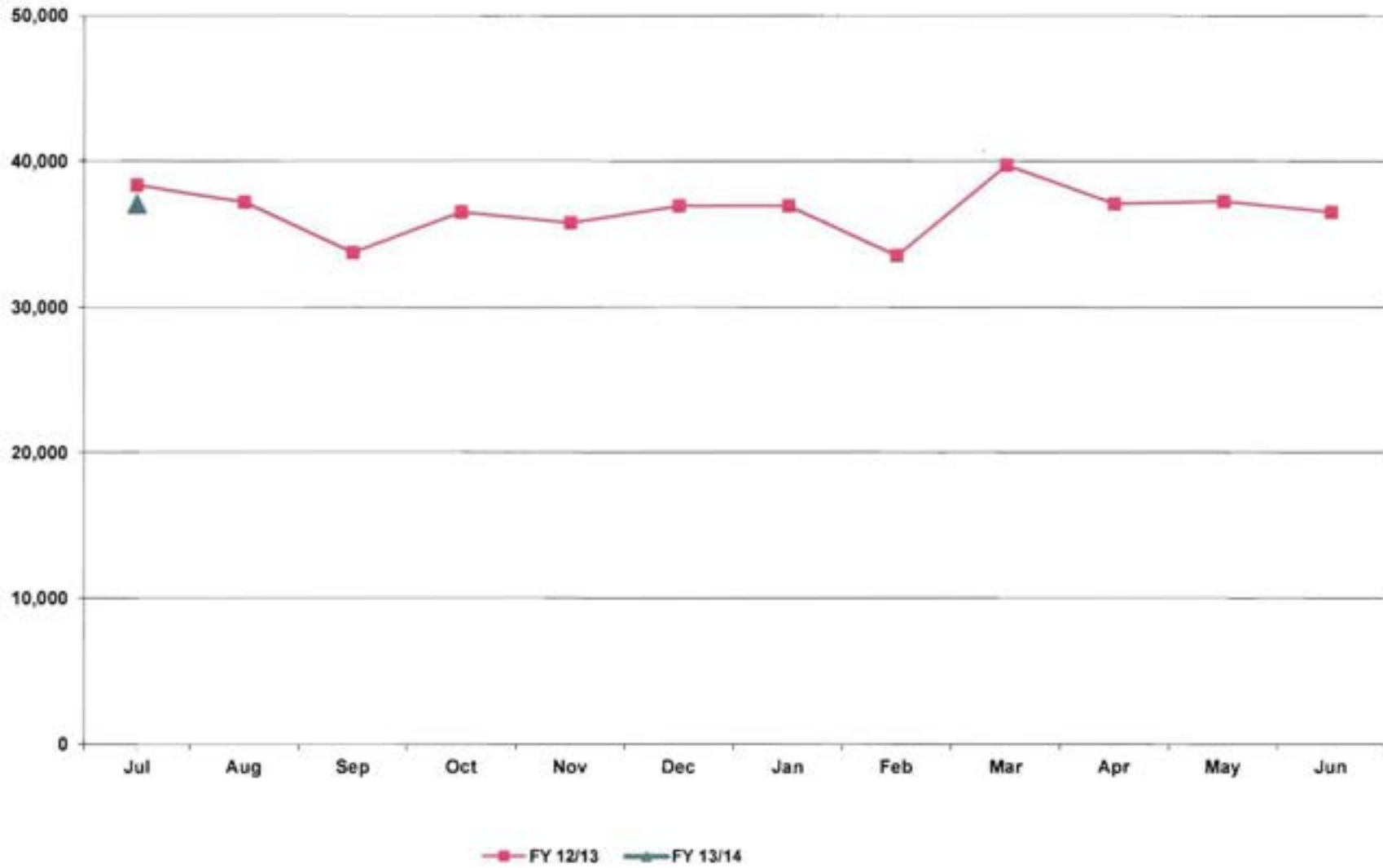
Phoenix Sky Harbor International Airport
Total Enplaned/Deplaned Passengers
July 2013



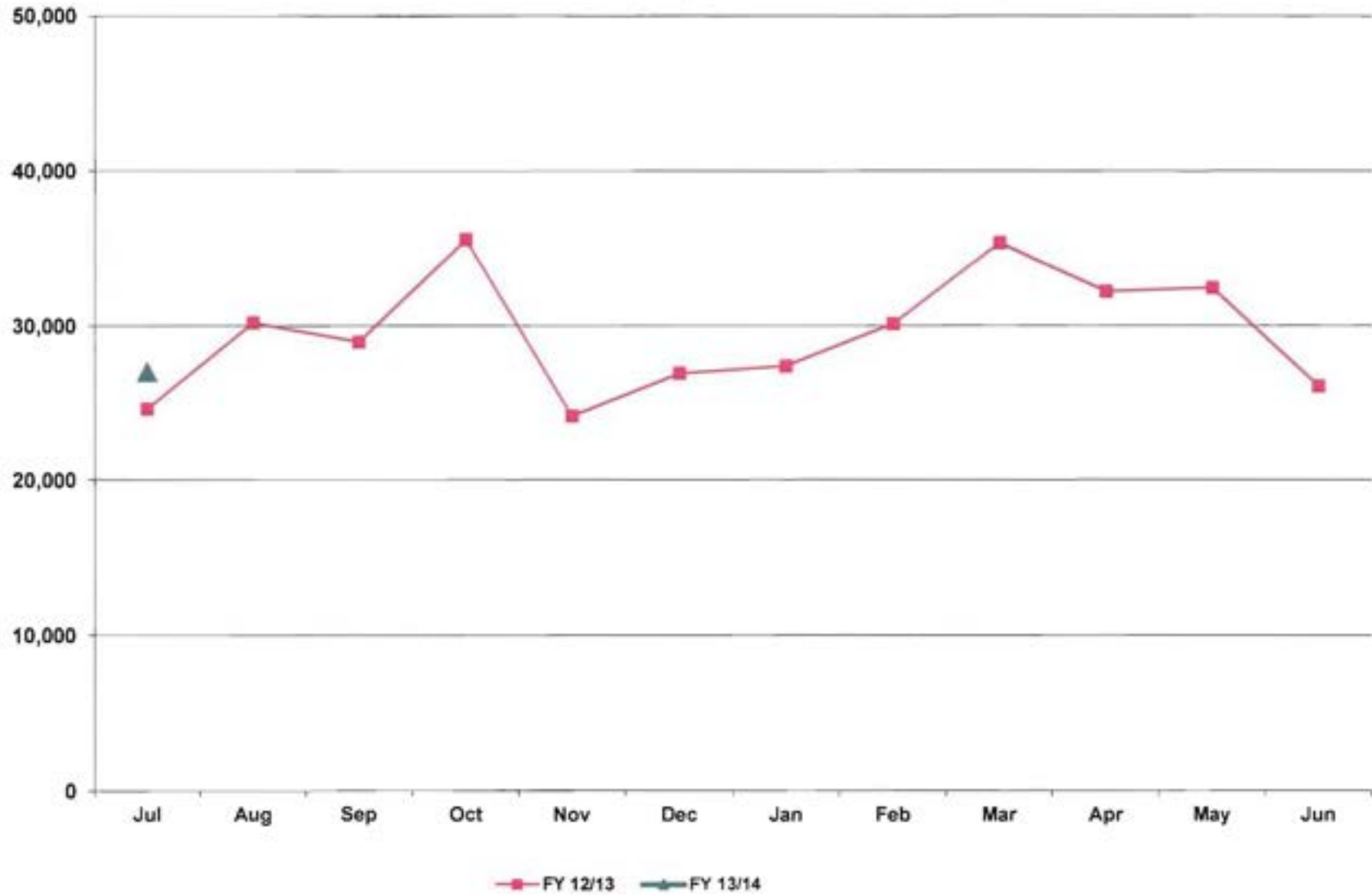
Phoenix Sky Harbor International Airport
Total Enplaned/Deplaned Cargo (Tons)
July 2013



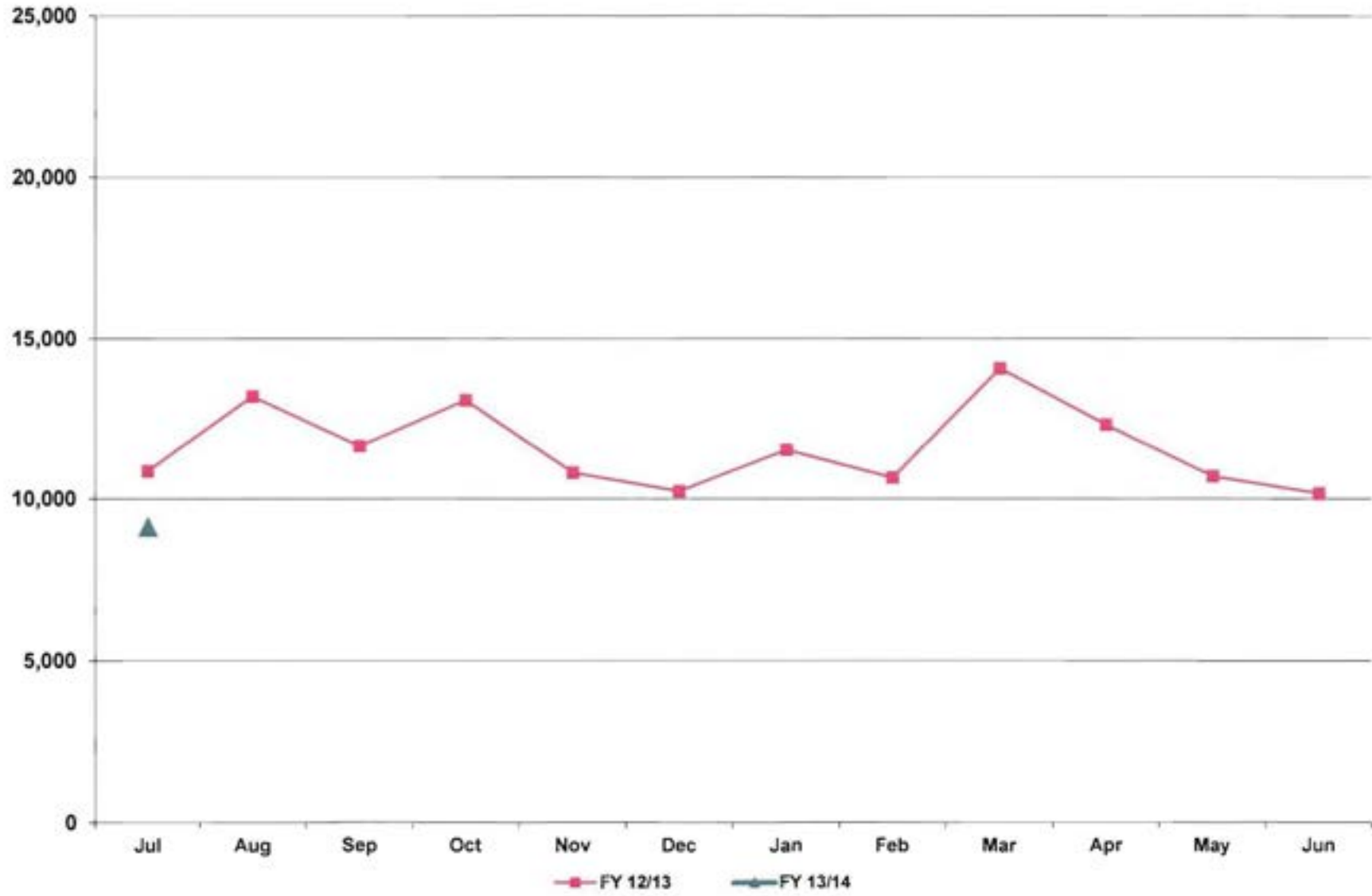
Phoenix Sky Harbor International Airport
Aircraft Operations
July 2013



Deer Valley Airport
Aircraft Operations
July 2013



Goodyear Airport
Aircraft Operations
July 2013



**City of Phoenix Aviation Department
Sky Harbor International Airport
Financial Management Division
Monthly Statistical Reports – August 2013
Table of Contents**

Reports:

- 1 Passengers, Cargo, and Aircraft Operations
- 2 Passenger Activity Report
- 3 Passenger and Activity Worksheet August 2013
- 4 Passenger and Activity Worksheet August 2012
- 5 Enplaned Passengers by Carrier for Fiscal Year 2013/14
- 6 Deplaned Passengers by Carrier for Fiscal Year 2013/14
- 7 Total Passengers by Carrier for Fiscal Year 2013/14
- 8 Enplaned Passengers by Carrier for Calendar Year 2013
- 9 Deplaned Passengers by Carrier for Calendar Year 2013
- 10 Total Passengers by Carrier for Calendar Year 2013
- 11 Airline Landing Weights – All Airlines for Fiscal Year 2013/14
- 12 Airline Landing Weights – Rates & Charges Airlines Only for Fiscal Year 2013/14

Graphs:

- 1 Domestic Enplaned / Deplaned Passengers Terminal 2
- 2 Domestic Enplaned / Deplaned Passengers Terminal 3
- 3 Domestic Enplaned / Deplaned Passengers Terminal 4
- 4 Total Domestic Enplaned / Deplaned Passengers
- 5 Total International Enplaned / Deplaned Passengers
- 6 Total Enplaned / Deplaned Passengers
- 7 Total Enplaned / Deplaned Cargo (in Tons)
- 8 Sky Harbor International Airport Aircraft Operations
- 9 Deer Valley Airport Aircraft Operations
- 10 Goodyear Airport Aircraft Operations

PASSENGERS, CARGO, AND AIRCRAFT OPERATIONS AT PHOENIX AIRPORTS: August 2013

August	2013	2012	%Chg	Fiscal YTD 2013/14	Fiscal YTD 2012/2013	%Chg	Calendar YTD 2013	Calendar YTD 2012	%Chg
PASSENGERS									
T2	88,523	98,884	-10.5%	174,916	198,033	-11.7%	882,556	940,783	-6.2%
T3	178,506	174,232	2.5%	362,658	356,922	1.6%	1,611,879	1,610,477	0.1%
T4	1,307,465	1,334,710	-2.0%	2,682,510	2,744,904	-2.3%	10,439,346	10,414,209	0.2%
International	73,128	81,518	-10.3%	149,870	166,402	-9.9%	781,759	780,516	0.2%
Total Enplaned	1,647,622	1,689,344	-2.5%	3,369,954	3,466,261	-2.8%	13,715,540	13,745,985	-0.2%
T2	91,940	98,687	-6.8%	180,208	198,560	-9.2%	867,427	925,735	-6.3%
T3	184,618	179,887	2.6%	371,633	370,711	0.2%	1,611,408	1,622,851	-0.7%
T4	1,310,125	1,346,115	-2.7%	2,714,296	2,766,262	-1.9%	10,395,323	10,355,431	0.4%
International	75,320	83,190	-9.5%	155,837	171,375	-9.1%	768,878	774,224	-0.7%
Total Deplaned	1,662,003	1,707,879	-2.7%	3,421,974	3,506,908	-2.4%	13,643,036	13,678,241	-0.3%
Total	3,309,625	3,397,223	-2.6%	6,791,928	6,973,169	-2.6%	27,358,576	27,424,226	-0.2%
CARGO									
Freight enplaned	11,661	11,233	3.8%	22,652	20,951	8.1%	90,689	85,969	5.5%
Freight deplaned	10,231	11,059	-7.5%	19,762	20,701	-4.5%	83,935	82,629	1.6%
Total Freight	21,892	22,292	-1.8%	42,414	41,652	1.8%	174,624	168,598	3.6%
Mail enplaned	1,397	1,227	13.9%	2,702	2,374	13.8%	10,423	11,897	-12.4%
Mail deplaned	1,202	1,348	-10.8%	2,271	2,781	-18.3%	11,584	13,434	-13.8%
Total Mail	2,599	2,575	0.9%	4,973	5,155	-3.5%	22,007	25,331	-13.1%
Total (Tons)	24,491	24,867	-1.5%	47,387	46,807	1.2%	196,631	193,929	1.4%
AIRCRAFT OPERATIONS									
Air Carrier/Air Taxi	34,331	35,472	-3.2%	69,762	72,217	-3.4%	278,851	290,510	-4.0%
General Aviation	1,523	1,616	-5.8%	3,055	3,124	-2.2%	14,008	14,624	-4.2%
Military	228	163	39.9%	421	323	30.3%	1,725	1,865	-7.5%
Sky Harbor International	36,082	37,251	-3.1%	73,238	75,664	-3.2%	294,584	306,999	-4.0%
Air Carrier/Air Taxi	328	294	11.6%	728	621	17.2%	3,024	3,368	-10.2%
General Aviation	28,670	29,940	-4.2%	55,308	54,247	2.0%	236,845	246,281	-3.8%
Military	6	-	N/A	30	2	1400.0%	57	60	-5.0%
Deer Valley Airport	29,004	30,234	-4.1%	56,066	54,870	2.2%	239,926	249,709	-3.9%
Air Carrier/Air Taxi	79	57	38.6%	175	83	110.8%	649	352	84.4%
General Aviation	11,625	12,232	-5.0%	20,357	22,771	-10.6%	87,432	94,168	-7.2%
Military	391	920	-57.5%	702	1,217	-42.3%	2,626	3,851	-31.8%
Goodyear Airport	12,095	13,209	-8.4%	21,234	24,071	-11.8%	90,707	98,371	-7.8%
Total	77,181	80,694	-4.4%	150,538	154,605	-2.6%	625,217	655,079	-4.6%

Passenger Activity Report * * * Sky Harbor International Airport * * * August 2013

Airline	Enplaned Passengers			Deplaned Passengers			Total Passengers		
	2013	2012	% Chg	2013	2012	% Chg	2013	2012	% Chg
TERMINAL 2									
Alaska Airlines	23,318	22,509	3.6%	24,814	21,841	13.6%	48,132	44,350	8.5%
Continental Airlines		43,725	-100.0%		43,780	-100.0%		87,505	-100.0%
Great Lakes Aviation	1,296	995	30.3%	1,368	1,117	22.5%	2,664	2,112	26.1%
United Airlines	63,909	31,655	101.9%	65,758	31,949	105.8%	129,667	63,604	103.9%
Total	88,523	98,884	-10.5%	91,940	98,687	-6.8%	180,463	197,571	-8.7%
TERMINAL 3									
American Airlines	47,219	42,785	10.4%	49,723	43,841	13.4%	96,942	86,626	11.9%
Delta Air Lines	102,435	100,537	1.9%	104,267	104,012	0.2%	206,702	204,549	1.1%
Frontier Airlines	14,170	15,933	-11.1%	15,178	16,284	-6.8%	29,348	32,217	-8.9%
Hawaiian Airlines	6,817	6,698	1.8%	7,602	7,332	3.7%	14,419	14,030	2.8%
jetBlue Airways	7,865	8,216	-4.3%	7,848	8,349	-6.0%	15,713	16,565	-5.1%
MN Airlines dba Sun Country		63	-100.0%		69	-100.0%		132	-100.0%
Total	178,506	174,232	2.5%	184,618	179,887	2.6%	363,124	354,119	2.5%
TERMINAL 4									
Aerovias de Mexico dba Aeromexico	871	979	-11.0%	752	1,033	-27.2%	1,623	2,012	-19.3%
Air Canada	3,415	3,453	-1.1%	3,396	3,425	-0.8%	6,811	6,878	-1.0%
AirTran Airways		7,393	-100.0%		7,758	-100.0%		15,151	-100.0%
British Airways	8,685	7,776	11.7%	9,272	8,314	11.5%	17,957	16,090	11.6%
Southwest Airlines	505,483	539,737	-6.3%	500,334	537,224	-6.9%	1,005,817	1,076,961	-6.6%
US Airways	857,831	853,264	0.5%	867,099	867,697	-0.1%	1,724,930	1,720,961	0.2%
WestJet	4,308	3,626	18.8%	4,592	3,854	19.1%	8,900	7,480	19.0%
Total	1,380,593	1,416,228	-2.5%	1,385,445	1,429,305	-3.1%	2,766,038	2,845,533	-2.8%
GRAND TOTAL	1,647,622	1,689,344	-2.5%	1,662,003	1,707,879	-2.7%	3,309,625	3,397,223	-2.6%

Sky Harbor International Airport - Passenger and Activity Worksheet August 2013

Airline	Enplaned Passengers				Deplaned Passengers			Freight		Mail		Landed Weight	Landings				
	Domestic	Connect	Internat'l	Total	Domestic	Internat'l	Total	Enplaned	Deplaned	Enplaned	Deplaned						
TERMINAL 2																	
Alaska Airlines	23,318			23,318	24,814		24,814	11,338	39,406			25,437,400	187				
Continental Airlines																	
Great Lakes Aviation	1,296			1,296	1,368		1,368	98	184			3,397,100	211				
United Airlines	63,909			63,909	65,758		65,758	34,121	38,348	138,396	165,862	70,040,416	656				
Subtotal Terminal 2	88,523			88,523	91,940		91,940	45,557	77,938	138,396	165,862	98,874,916	1,054				
TERMINAL 3																	
American Airlines	47,219			47,219	49,723		49,723	1,434	18,736		46	51,409,000	482				
Delta Air Lines	102,435			102,435	104,267		104,267	8,878	67,101	248,085	368,913	113,237,400	810				
Frontier Airlines	14,170			14,170	15,178		15,178	1,908	25,550			15,539,068	123				
Hawaiian Airlines	6,817			6,817	7,602		7,602	58,603	91,419			9,920,000	31				
jetBlue Airways	7,865			7,865	7,848		7,848					8,662,000	61				
Subtotal Terminal 3	178,506			178,506	184,618		184,618	70,823	202,806	248,085	368,959	198,767,468	1,507				
TERMINAL 4																	
Aerovias de Mexico dba Aeromexico			871	871		752	752					1,233,921	29				
Air Canada			3,415	3,415		3,396	3,396	5,843	427	2,729	350	4,169,500	31				
British Airways			8,685	8,685		9,272	9,272	332,622	232,212			19,488,832	31				
Southwest Airlines	322,508	182,975		505,483	500,334		500,334	1,140,328	1,281,939			620,036,000	4,960				
US Airways	383,059	418,923	55,849	857,831	809,791	57,308	867,099	1,768,109	1,647,502	2,339,521	1,803,107	992,209,800	8,184				
WestJet			4,308	4,308		4,592	4,592					4,535,300	31				
Subtotal Terminal 4	705,567	601,898	73,128	1,380,593	1,310,125	75,320	1,385,445	3,246,902	3,162,080	2,342,250	1,803,457	1,641,673,353	13,266				
Total Passenger Airlines	972,596	601,898	73,128	1,647,622	1,586,683	75,320	1,662,003	3,363,282	3,442,824	2,728,731	2,338,278	1,939,315,737	15,827				
AIR CARGO (SOUTH)																	
Federal Express								11,721,918	8,555,922			54,755,700	134				
United Parcel Service								5,820,985	6,003,199	64,749	64,900	36,934,480	121				
Subtotal Air Cargo (South)								17,542,903	14,559,121	64,749	64,900	91,690,180	255				
AIR CARGO (WEST)																	
ABX Air								1,720,288	1,718,855			12,361,000	45				
Airnet Systems								19,248	26,112			478,800	42				
Amenflight								474,400	371,564			4,679,280	362				
Empire Airlines								106,617	93,686			841,500	99				
IFL Group								95,754	250,304			1,044,000	18				
Subtotal Air Cargo (West)								2,416,307	2,460,521			19,404,580	566				
Total Cargo Airlines								19,959,210	17,019,642	64,749	64,900	111,094,760	821				
Grand Total	972,596	601,898	73,128	1,647,622	1,586,683	75,320	1,662,003	23,322,492	20,462,466	2,793,480	2,403,178	2,050,410,497	16,548				
Total All Passengers:	3,309,625																
								Total Air Cargo in Tons:	11,661	+	10,231	+	1,397	+	1,202	=	24,491

Sky Harbor International Airport - Passenger and Activity Worksheet August 2012

Airline	Enplaned Passengers				Deplaned Passengers			Freight		Mail		Landed Weight	Landings				
	Domestic	Connect	Internat'l	Total	Domestic	Internat'l	Total	Enplaned	Deplaned	Enplaned	Deplaned						
TERMINAL 2																	
Alaska Airlines				22,509	21,841		21,841	6,736	56,948			23,163,900	176				
Continental Airlines				43,725	43,780		43,780	51,414	61,073	251,700	102,514	46,690,340	321				
Great Lakes Aviation				995	1,117		1,117	129	349			3,123,400	194				
United Airlines				31,655	31,949		31,949	17,133	18,004	59,596	169,370	38,752,692	397				
Subtotal Terminal 2	98,884			98,884	98,687		98,687	75,412	136,374	311,296	271,884	111,730,332	1,088				
TERMINAL 3																	
AirTran Airways																	
American Airlines				42,785	43,841		43,841	12,334	71,565			44,577,340	431				
Delta Air Lines				100,537	104,012		104,012	13,288	132,906	169,347	365,178	114,861,400	803				
Frontier Airlines				15,933	16,284		16,284	3,168	55,644			18,491,061	154				
Hawaiian Airlines				6,698	7,332		7,332	72,858	32,316			9,920,000	31				
jetBlue Airways				8,216	8,349		8,349					8,804,000	62				
MN Airlines dba Sun Country				63	69		69					146,000	1				
Subtotal Terminal 3	174,232			174,232	179,887		179,887	101,648	292,431	169,347	365,178	196,799,801	1,482				
TERMINAL 4																	
Aerovias de Mexico dba Aeromexico				979			1,033	1,033				1,233,921	29				
Air Canada				3,453			3,425	3,425	101	90	2,669	387	4,232,200	31			
AirTran Airways				7,393			7,758	7,758				10,240,000	80				
British Airways				7,776			8,314	8,314	263,558	338,846		16,345,472	26				
Southwest Airlines				348,903	190,834		539,737	537,224	1,344,205	1,279,418		647,468,000	5,225				
US Airways				380,861	406,719		65,684	853,264	801,133	66,564	867,697	1,518,678	1,370,260	1,946,568	1,902,272	993,511,200	8,389
WestJet							3,626	3,626	3,854	3,854		4,005,200	31				
Subtotal Terminal 4	737,157	597,553	81,518	1,416,228	1,346,115	83,190	1,429,305	3,126,542	2,988,614	1,949,237	1,902,659	1,677,035,993	13,811				
Total Passenger Airlines	1,010,273	597,553	81,518	1,689,344	1,624,689	83,190	1,707,879	3,303,602	3,417,419	2,429,880	2,539,721	1,985,566,126	16,381				
AIR CARGO (SOUTH)																	
Federal Express								10,380,536	10,279,720			50,985,500	125				
United Parcel Service								6,602,445	6,143,863	23,830	155,904	37,309,200	123				
Subtotal Air Cargo (South)								16,982,981	16,423,583	23,830	155,904	88,294,700	248				
AIR CARGO (WEST)																	
Aimet Systems								26,019	25,441			476,500	39				
Ameriflight								465,946	432,016			4,724,362	364				
DHL Express/Atlas Air								1,263,529	1,285,652			11,424,000	42				
Empire Airlines								108,954	112,818			833,000	98				
IFL Group								136,099	268,774			1,334,000	23				
Subtotal Air Cargo (West)								2,180,006	2,276,699			19,912,862	570				
Total Cargo Airlines								19,162,987	18,700,282	23,830	155,904	108,207,562	818				
Grand Total	1,010,273	597,553	81,518	1,689,344	1,624,689	83,190	1,707,879	22,466,589	22,117,701	2,453,710	2,695,625	2,093,773,688	17,199				
Total All Passengers:	3,397,223							Total Air Cargo in Tons:	11,233	+	11,059	+	1,227	+	1,348	=	24,867

Sky Harbor International Airport - Enplaned Passengers by Carrier
Fiscal Year 2013/14

Airline	Jul	Aug	Sep	Oct	Nov	Dec	Jan	Feb	Mar	Apr	May	Jun	Total
TERMINAL 2													
Alaska Airlines	23,135	23,318											46,453
Great Lakes Aviation	1,296	1,296											2,592
United Airlines	61,962	63,909											125,871
Total	86,393	88,523											174,916
TERMINAL 3													
American Airlines	48,924	47,219											96,143
Delta Air Lines	106,435	102,435											208,870
Frontier Airlines	13,306	14,170											27,476
Hawaiian Airlines	7,241	6,817											14,058
jetBlue Airways	8,246	7,865											16,111
MN Airlines dba Sun Country													
Total	184,152	178,506											362,658
TERMINAL 4													
Aerovias de Mexico dba Aeromexico	1,055	871											1,926
Air Canada	3,202	3,415											6,617
British Airways	7,880	8,685											16,565
Southwest Airlines	540,624	505,483											1,046,107
US Airways	895,105	857,831											1,752,936
WestJet	3,921	4,308											8,229
Total	1,451,787	1,380,593											2,832,380
GRAND TOTAL	1,722,332	1,647,622											3,369,954

Sky Harbor International Airport - Deplaned Passengers by Carrier
Fiscal Year 2013/14

Airline	Jul	Aug	Sep	Oct	Nov	Dec	Jan	Feb	Mar	Apr	May	Jun	Total
TERMINAL 2													
Alaska Airlines	22,606	24,814											47,420
Great Lakes Aviation	1,368	1,368											2,736
United Airlines	64,294	65,758											130,052
Total	88,268	91,940											180,208
TERMINAL 3													
American Airlines	51,946	49,723											101,669
Delta Air Lines	104,870	104,267											209,137
Frontier Airlines	14,390	15,178											29,568
Hawaiian Airlines	7,411	7,602											15,013
jetBlue Airways	8,398	7,848											16,246
MN Airlines dba Sun Country													
Total	187,015	184,618											371,633
TERMINAL 4													
Aerovias de Mexico dba Aeromexico	1,200	752											1,952
Air Canada	3,203	3,396											6,599
British Airways	10,312	9,272											19,584
Southwest Airlines	548,813	500,334											1,049,147
US Airways	916,874	867,099											1,783,973
WestJet	4,286	4,592											8,878
Total	1,484,688	1,385,445											2,870,133
GRAND TOTAL	1,759,971	1,662,003											3,421,974

Sky Harbor International Airport - Total Passengers by Carrier
Fiscal Year 2013/14

Airline	Jul	Aug	Sep	Oct	Nov	Dec	Jan	Feb	Mar	Apr	May	Jun	Total
TERMINAL 2													
Continental Airlines													5,328
Great Lakes Aviation	2,664	2,664											
United Airlines	126,256	129,667											255,923
Total	174,661	180,463											355,124
TERMINAL 3													
American Airlines	100,870	96,942											197,812
Delta Air Lines	211,305	206,702											418,007
Frontier Airlines	27,696	29,348											57,044
Hawaiian Airlines	14,652	14,419											29,071
jetBlue Airways	16,644	15,713											32,357
MN Airlines dba Sun Country													
Total	371,167	363,124											734,291
TERMINAL 4													
Aerovias de Mexico dba Aeromexico	2,255	1,623											3,878
Air Canada	6,405	6,811											13,216
British Airways	18,192	17,957											36,149
Southwest Airlines	1,089,437	1,005,817											2,095,254
US Airways	1,811,979	1,724,930											3,536,909
WestJet	8,207	8,900											17,107
Total	2,936,475	2,766,038											5,702,513
GRAND TOTAL	3,482,303	3,309,625											6,791,928

Sky Harbor International Airport - Enplaned Passengers by Carrier
Calendar Year 2013

Airline	Jan	Feb	Mar	Apr	May	Jun	Jul	Aug	Sep	Oct	Nov	Dec	Total
TERMINAL 2													
Alaska Airlines	28,877	27,716	36,092	33,908	30,068	22,603	23,135	23,318					225,717
Continental Airlines	42,170	35,956	63,366										141,492
Great Lakes Aviation	394	396	601	700	1,082	1,155	1,296	1,296					6,920
United Airlines	40,524	43,749	44,312	93,599	89,720	70,652	61,962	63,909					508,427
Total	111,965	107,817	144,371	128,207	120,870	94,410	86,393	88,523					882,556
TERMINAL 3													
American Airlines	64,504	62,167	73,012	57,944	60,557	52,870	48,924	47,219					467,197
Delta Air Lines	94,082	96,872	130,232	121,970	110,325	108,177	106,435	102,435					870,528
Frontier Airlines	19,448	18,691	23,612	19,077	16,037	14,803	13,306	14,170					139,144
Hawaiian Airlines	7,249	6,309	7,554	6,858	7,457	7,647	7,241	6,817					57,132
jetBlue Airways	6,846	6,261	8,305	7,792	8,479	8,079	8,246	7,865					61,873
MN Airlines dba Sun Country	2,784	3,172	4,236	3,434	2,379								16,005
Total	194,913	193,472	246,951	217,075	205,234	191,576	184,152	178,506					1,611,879
TERMINAL 4													
Aerovias de Mexico dba Aeromexico	1,095	751	859	884	990	1,034	1,055	871					7,539
Air Canada	8,608	8,904	11,408	9,337	4,389	3,670	3,202	3,415					52,933
AirTran Airways	530												530
British Airways	6,981	5,068	8,179	8,746	10,023	9,824	7,880	8,685					65,386
Southwest Airlines	477,007	465,483	585,281	540,629	558,184	549,938	540,624	505,483					4,222,629
US Airways	786,034	714,822	921,123	821,104	861,202	900,684	895,105	857,831					6,757,905
WestJet	21,824	23,229	26,503	24,180	6,251	3,967	3,921	4,308					114,183
Total	1,302,079	1,218,257	1,553,353	1,404,880	1,441,039	1,469,117	1,451,787	1,380,593					11,221,105
GRAND TOTAL	1,608,957	1,519,546	1,944,675	1,750,162	1,767,143	1,755,103	1,722,332	1,647,622					13,715,540

Sky Harbor International Airport - Deplaned Passengers by Carrier
Calendar Year 2013

Airline	Jan	Feb	Mar	Apr	May	Jun	Jul	Aug	Sep	Oct	Nov	Dec	Total
TERMINAL 2													
Alaska Airlines	30,441	28,669	37,050	31,098	27,165	20,958	22,606	24,814					222,801
Continental Airlines	41,930	36,677	63,595										142,202
Great Lakes Aviation	459	382	625	678	1,163	1,160	1,368	1,368					7,203
United Airlines	39,446	43,007	43,616	86,444	84,393	68,263	64,294	65,758					495,221
Total	112,276	108,735	144,886	118,220	112,721	90,381	88,268	91,940					867,427
TERMINAL 3													
American Airlines	66,755	63,943	72,012	56,204	59,154	52,666	51,946	49,723					472,403
Delta Air Lines	98,562	98,878	132,322	110,880	105,569	103,770	104,870	104,267					859,118
Frontier Airlines	20,383	19,044	23,716	20,167	16,248	15,002	14,390	15,178					144,128
Hawaiian Airlines	7,470	6,489	7,718	7,324	7,344	7,119	7,411	7,602					58,477
jetBlue Airways	7,093	6,628	8,289	7,682	8,094	6,849	8,398	7,848					60,881
MN Airlines dba Sun Country	3,589	3,916	4,460	2,426	2,010								16,401
Total	203,852	198,898	248,517	204,683	198,419	185,406	187,015	184,618					1,611,408
TERMINAL 4													
Aerovias de Mexico dba Aeromexico	1,191	714	974	673	863	896	1,200	752					7,263
Air Canada	9,000	9,596	11,155	8,593	3,945	3,016	3,203	3,396					51,904
AirTran Airways	504												504
British Airways	7,676	6,411	9,702	8,717	9,450	9,681	10,312	9,272					71,221
Southwest Airlines	482,367	467,815	592,093	504,657	536,598	534,532	548,813	500,334					4,167,209
US Airways	792,160	723,474	924,003	790,858	835,900	903,293	916,874	867,099					6,753,661
WestJet	23,128	24,809	27,446	18,455	5,737	3,986	4,286	4,592					112,439
Total	1,316,026	1,232,819	1,565,373	1,331,953	1,392,493	1,455,404	1,484,688	1,385,445					11,164,201
GRAND TOTAL	1,632,154	1,540,452	1,958,776	1,654,856	1,703,633	1,731,191	1,759,971	1,662,003					13,643,036

Sky Harbor International Airport - Total Passengers by Carrier
Calendar Year 2013

Airline	Jan	Feb	Mar	Apr	May	Jun	Jul	Aug	Sep	Oct	Nov	Dec	Total
TERMINAL 2													
Alaska Airlines	59,318	56,385	73,142	65,006	57,233	43,561	45,741	48,132					448,518
Continental Airlines	84,100	72,633	126,961										283,694
Great Lakes Aviation	853	778	1,226	1,378	2,245	2,315	2,664	2,664					14,123
United Airlines	79,970	86,756	87,928	180,043	174,113	138,915	126,256	129,667					1,003,648
Total	224,241	216,552	289,257	246,427	233,591	184,791	174,661	180,463					1,749,983
TERMINAL 3													
American Airlines	131,259	126,110	145,024	114,148	119,711	105,536	100,870	96,942					939,600
Delta Air Lines	192,644	195,750	262,554	232,850	215,894	211,947	211,305	206,702					1,729,646
Frontier Airlines	39,831	37,735	47,328	39,244	32,285	29,805	27,696	29,348					283,272
Hawaiian Airlines	14,719	12,798	15,272	14,182	14,801	14,766	14,652	14,419					115,609
jetBlue Airways	13,939	12,889	16,594	15,474	16,573	14,928	16,644	15,713					122,754
MN Airlines dba Sun Country	6,373	7,088	8,696	5,860	4,389								32,406
Total	398,765	392,370	495,468	421,758	403,653	376,982	371,167	363,124					3,223,287
TERMINAL 4													
Aerovias de Mexico dba Aeromexico	2,286	1,465	1,833	1,557	1,853	1,930	2,255	1,623					14,802
Air Canada	17,608	18,500	22,563	17,930	8,334	6,686	6,405	6,811					104,837
AirTran Airways	1,034												1,034
British Airways	14,657	11,479	17,881	17,463	19,473	19,505	18,192	17,957					136,607
Southwest Airlines	959,374	933,298	1,177,374	1,045,286	1,094,782	1,084,470	1,089,437	1,005,817					8,389,838
US Airways	1,578,194	1,438,296	1,845,126	1,611,962	1,697,102	1,803,977	1,811,979	1,724,930					13,511,566
WestJet	44,952	48,038	53,949	42,635	11,988	7,953	8,207	8,900					226,622
Total	2,618,105	2,451,076	3,118,726	2,736,833	2,833,532	2,924,521	2,936,475	2,766,038					22,385,306
GRAND TOTAL	3,241,111	3,059,998	3,903,451	3,405,018	3,470,776	3,486,294	3,482,303	3,309,625					27,358,576

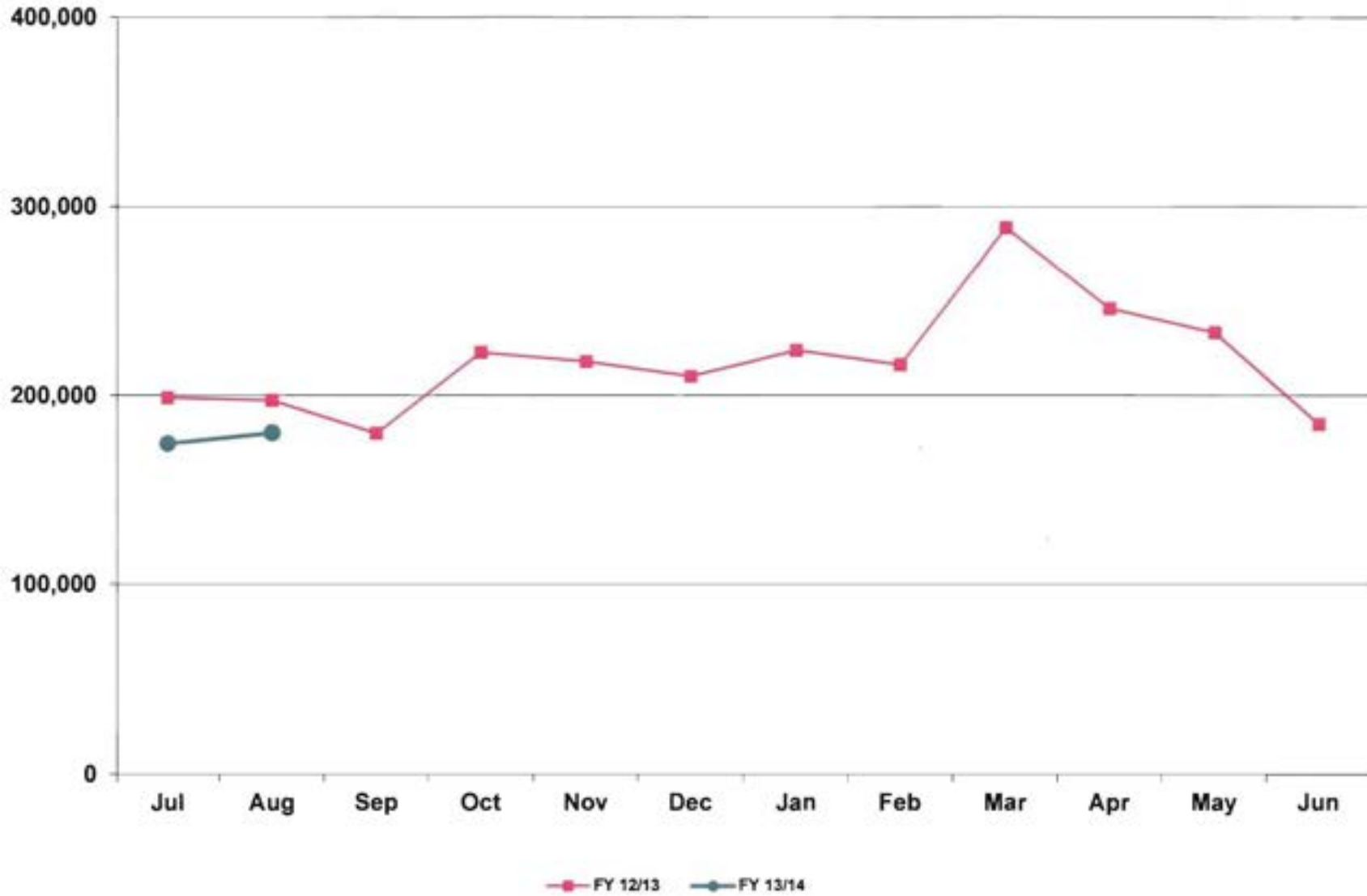
Sky Harbor International Airport
Landing Weights (in Thousands) Fiscal Year 2013/14 - All Airlines

Airline	Jul	Aug	Sep	Oct	Nov	Dec	Jan	Feb	Mar	Apr	May	Jun	Total
Aerovias de Mexico dba Aeromexico	1,319	1,234											2,553
Air Canada	4,170	4,170											8,340
Alaska Airlines	24,289	25,437											49,726
American Airlines	50,283	51,409											101,692
British Airways	19,489	19,489											38,978
Delta Air Lines	110,642	113,238											223,880
Frontier Airlines	14,191	15,539											29,730
Great Lakes Aviation	3,397	3,397											6,794
Hawaiian Airlines	9,920	9,920											19,840
jetBlue Airways	8,804	8,662											17,466
MN Airlines dba Sun Country													
Southwest Airlines	639,666	620,036											1,259,702
United Airlines	68,028	70,040											138,068
US Airways	1,042,358	992,210											2,034,568
WestJet	4,501	4,535											9,036
Passenger	2,001,057	1,939,316											3,940,373
ABX Air	11,729	12,361											24,090
Airnet Systems	432	479											911
Ameriflight	4,508	4,679											9,187
Empire Airlines	765	842											1,607
Federal Express	50,471	54,756											105,227
IFL Group	986	1,044											2,030
United Parcel Service	34,317	36,934											71,251
Cargo	103,208	111,095											214,303
Grand Total	2,104,265	2,050,411											4,154,676

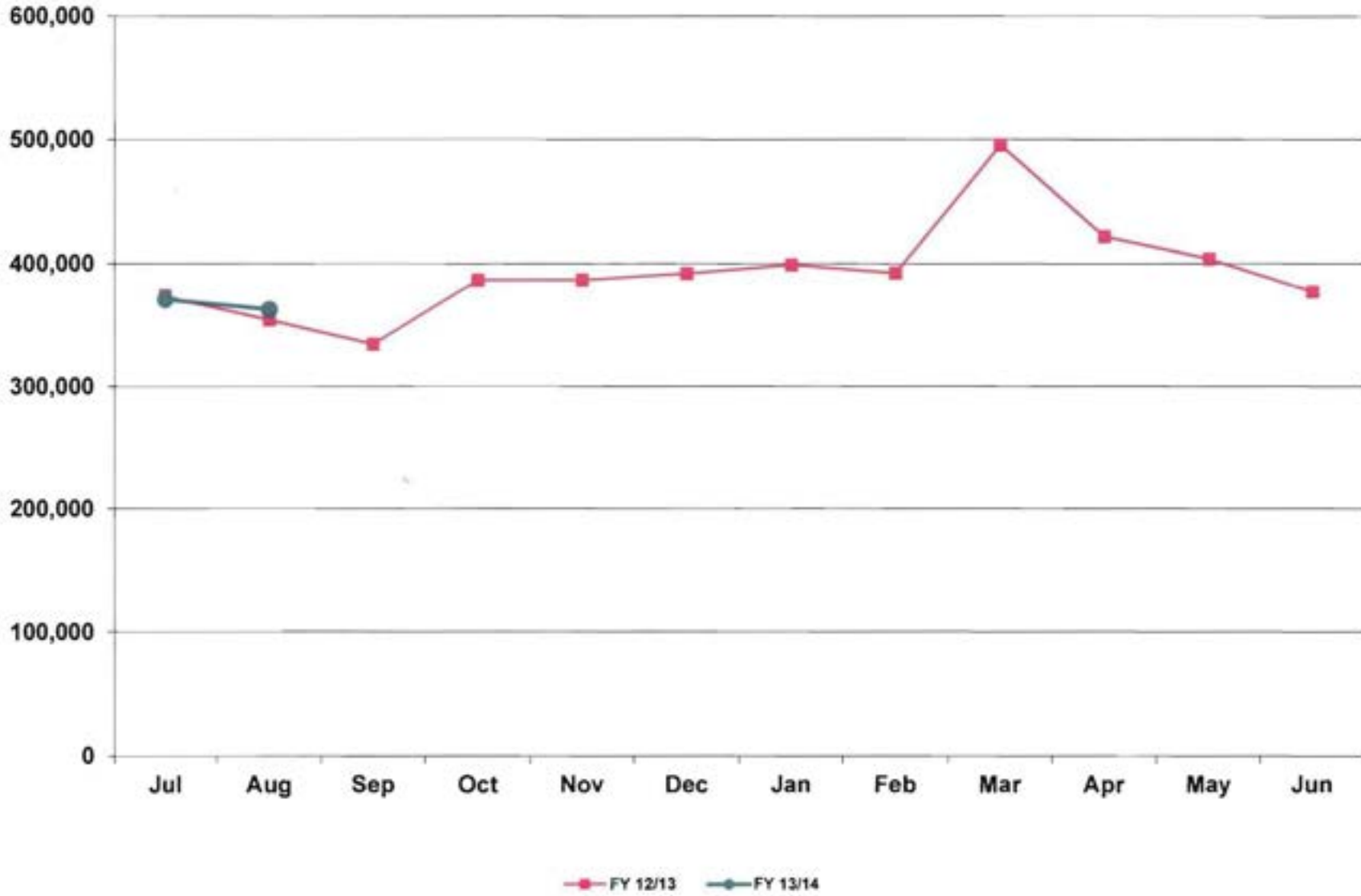
Sky Harbor International Airport
Landing Weights (in Thousands) Fiscal Year 2013/14 - Rates & Charges Airlines

Airline	Jul	Aug	Sep	Oct	Nov	Dec	Jan	Feb	Mar	Apr	May	Jun	Total
Aerovias de Mexico dba Aeromexico	1,319	1,234											2,553
Air Canada	4,170	4,170											8,340
Alaska Airlines	24,289	25,437											49,726
American Airlines	50,283	51,409											101,692
British Airways	19,489	19,489											38,978
Delta Air Lines	110,642	113,238											223,880
Frontier Airlines	14,191	15,539											29,730
Great Lakes Aviation	3,397	3,397											6,794
Hawaiian Airlines	9,920	9,920											19,840
jetBlue Airways	8,804	8,662											17,466
MN Airlines dba Sun Country													
Southwest Airlines	639,666	620,036											1,259,702
United Airlines	68,028	70,040											138,068
US Airways	1,042,358	992,210											2,034,568
WestJet	4,501	4,535											9,036
Passenger	2,001,057	1,939,316											3,940,373
ABX Air	11,729	12,361											24,090
Atlas Air													
Federal Express	50,471	54,756											105,227
IFL Group	986	1,044											2,030
United Parcel Service	34,317	36,934											71,251
Cargo	97,503	105,095											202,598
Grand Total	2,098,560	2,044,411											4,142,971

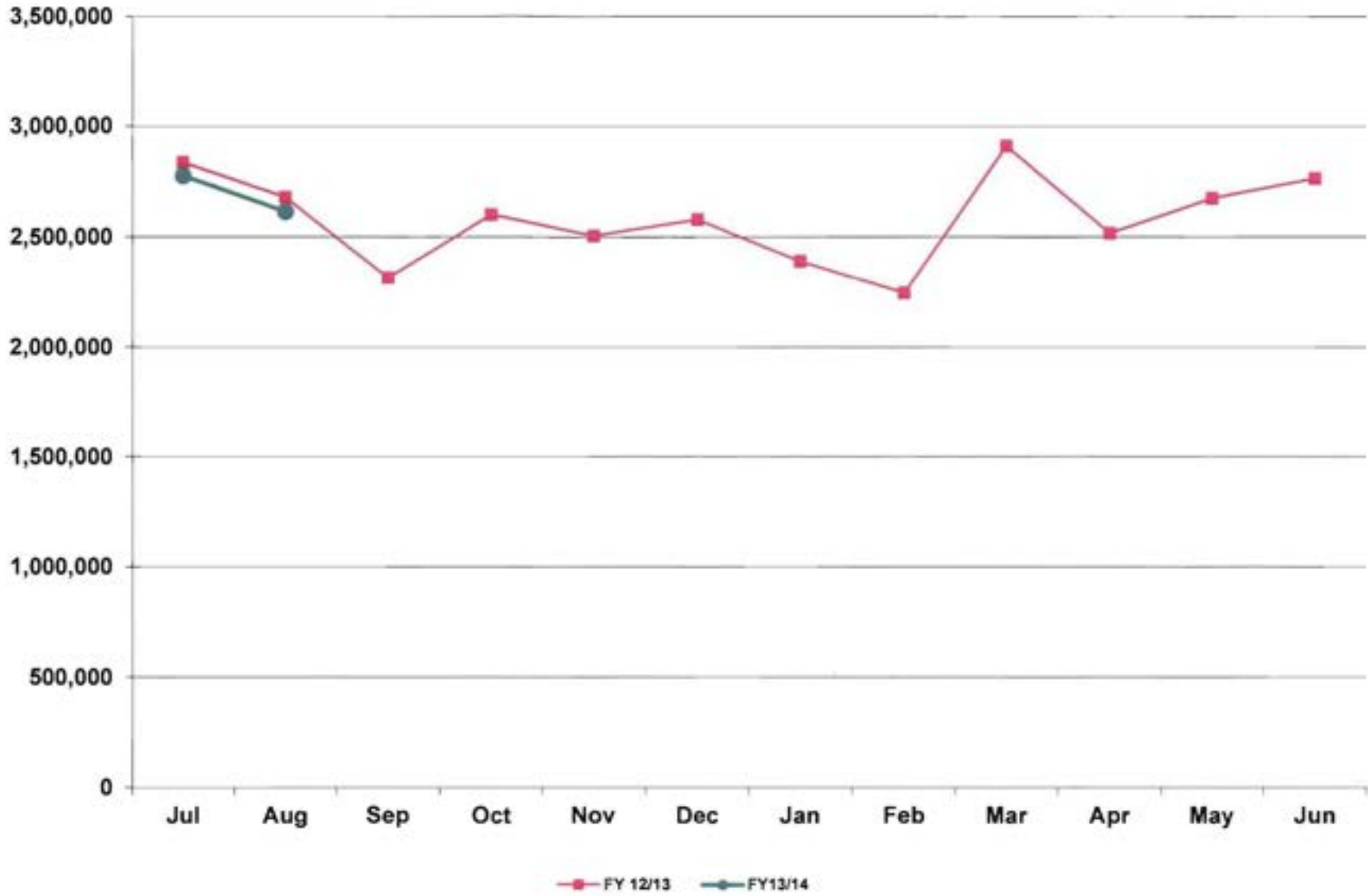
Phoenix Sky Harbor International Airport
Domestic Enplaned/Deplaned Passengers Terminal 2
August 2013



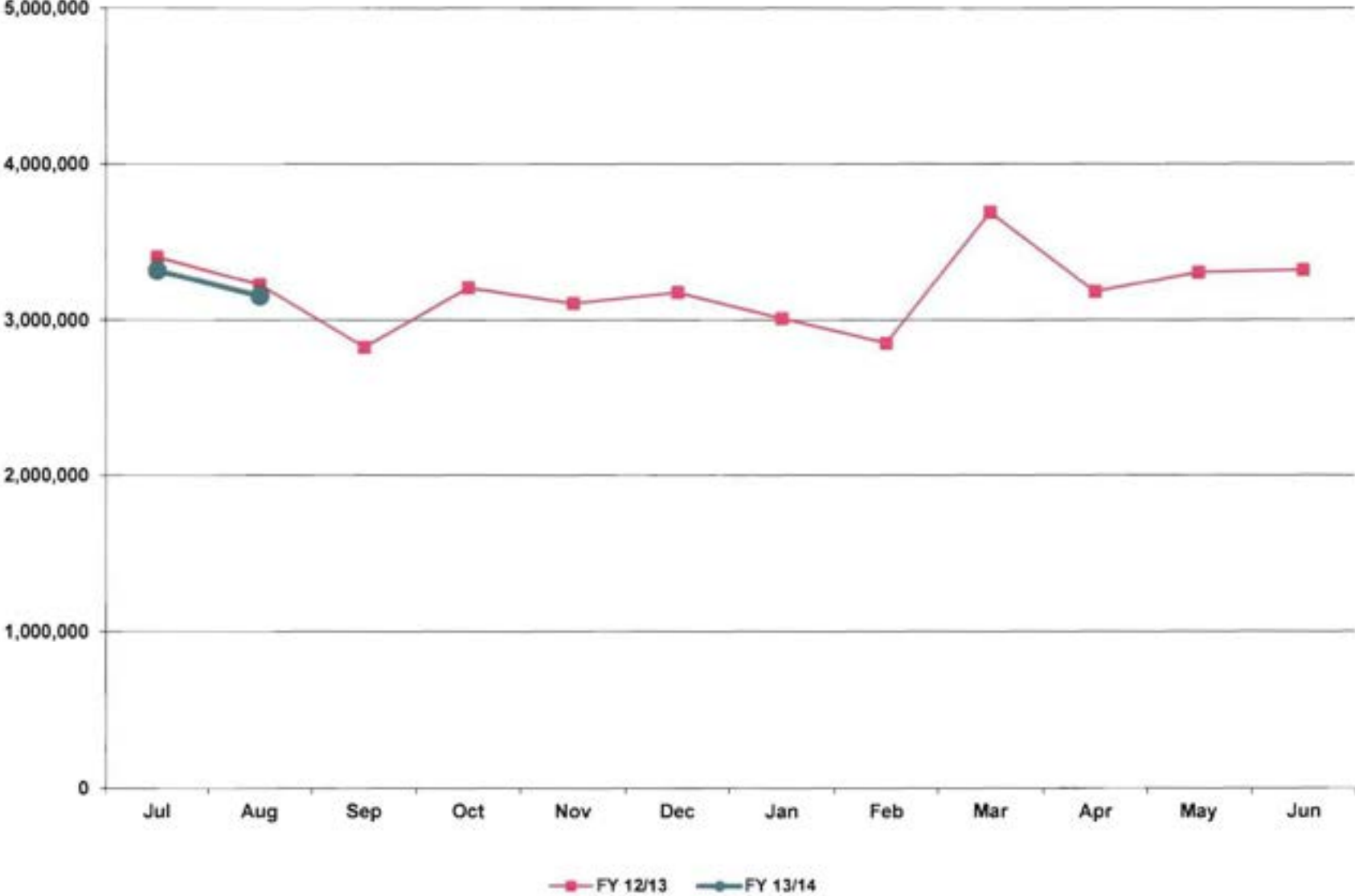
Phoenix Sky Harbor International Airport
Domestic Enplaned/Deplaned Passengers Terminal 3
August 2013



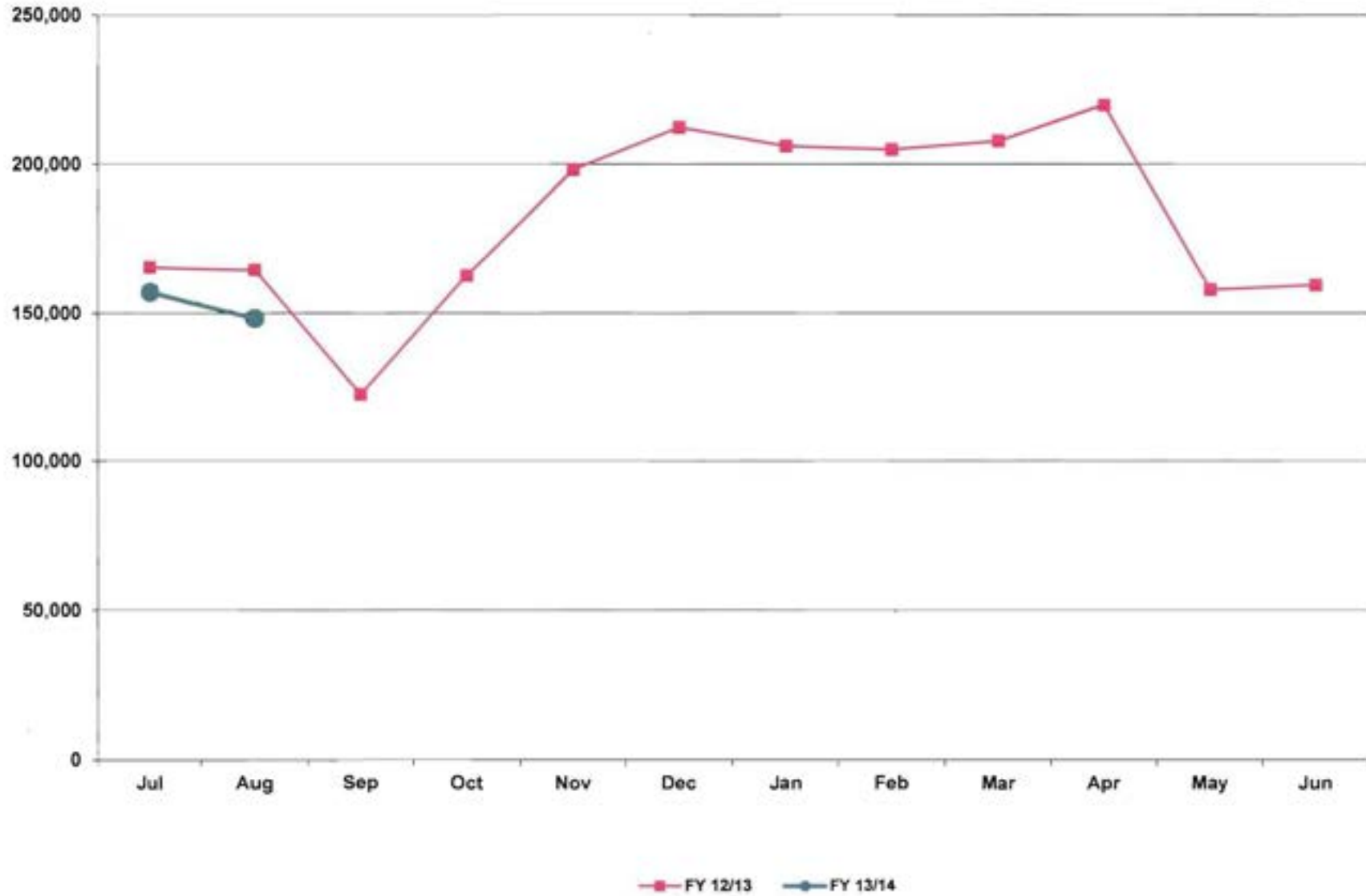
Phoenix Sky Harbor International Airport
Domestic Enplaned/Deplaned Passengers Terminal 4
August 2013



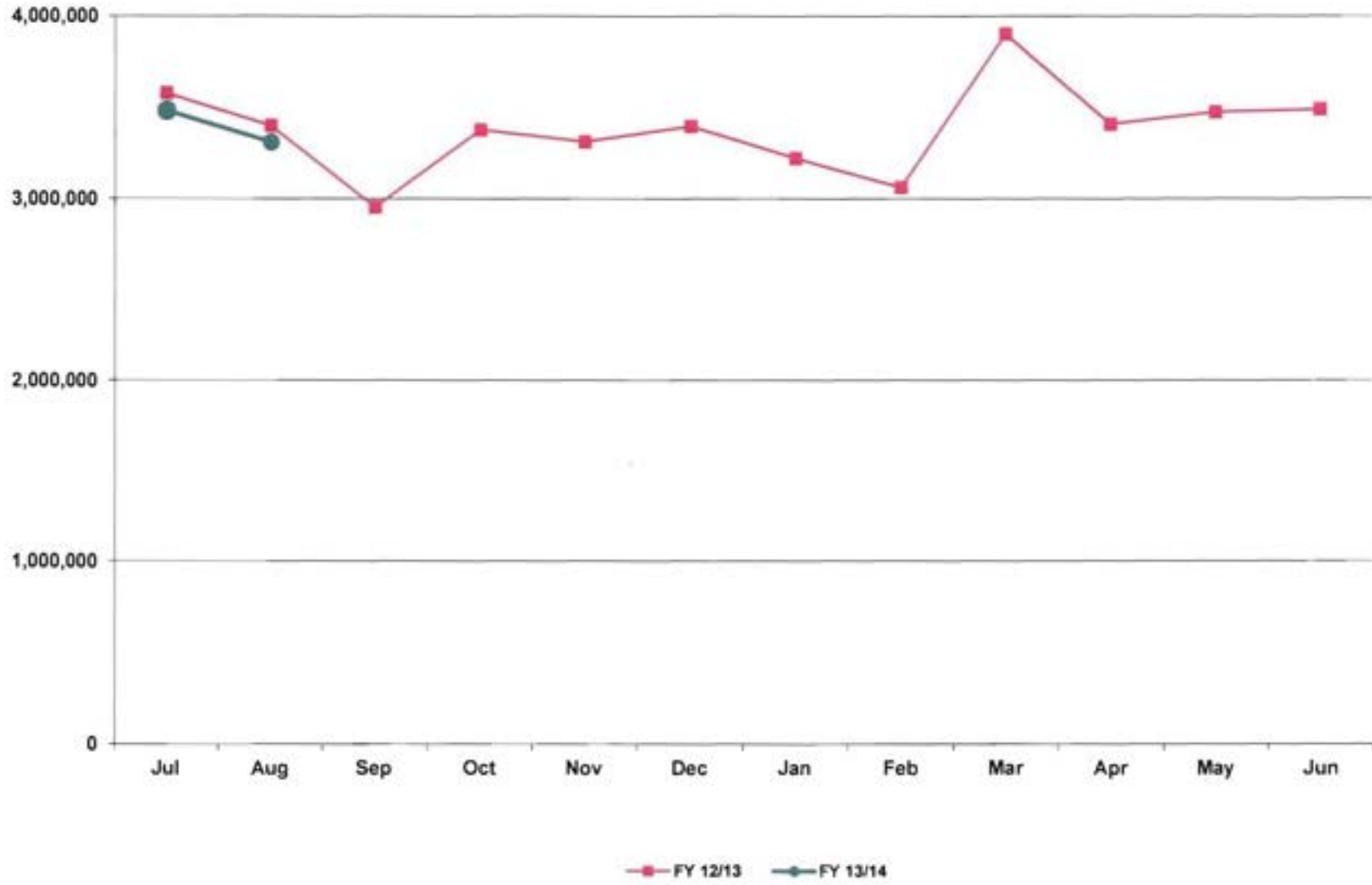
Phoenix Sky Harbor International Airport
Total Domestic Enplaned/Deplaned Passengers
August 2013



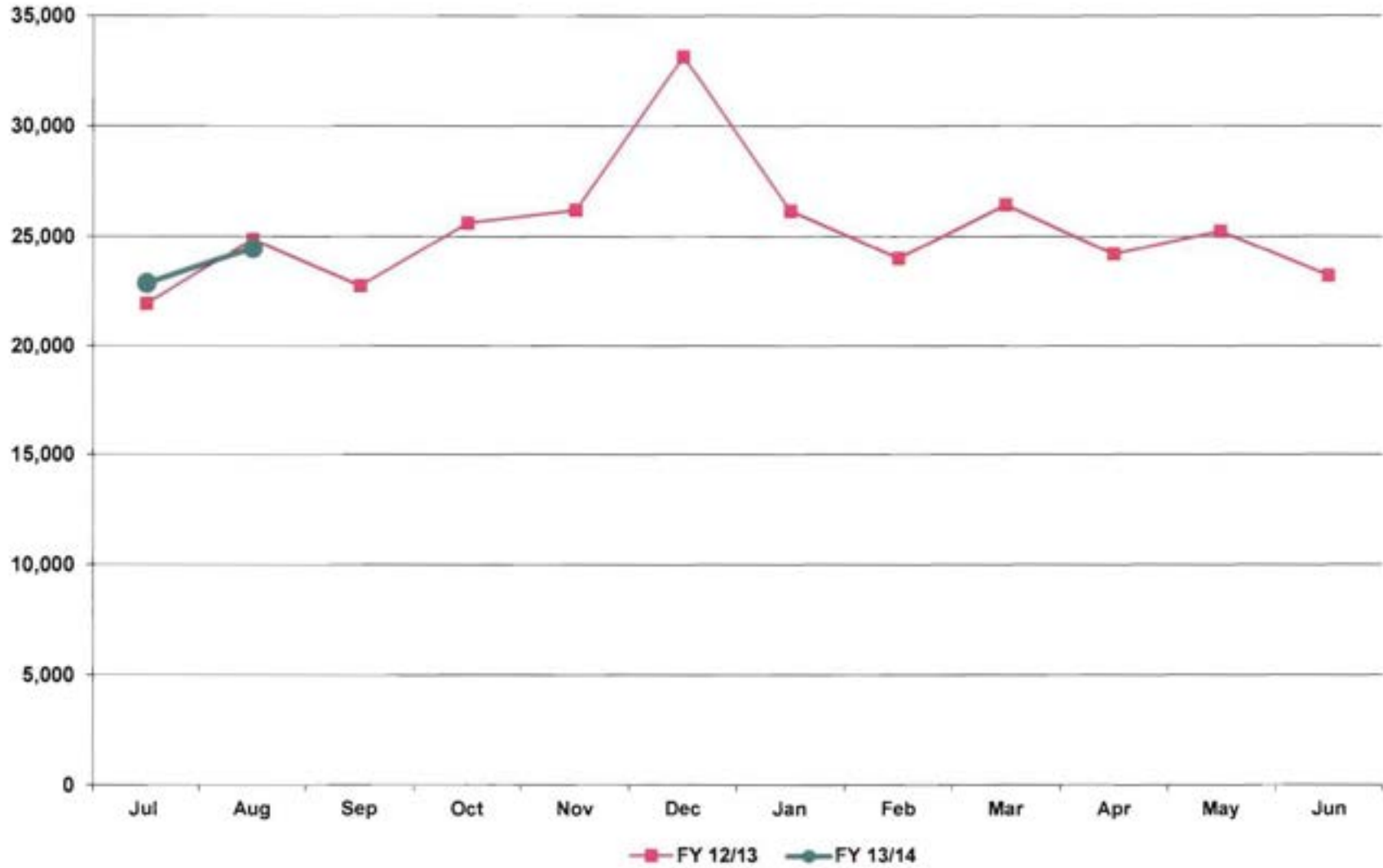
Phoenix Sky Harbor International Airport
Total International Enplaned/Deplaned Passengers
August 2013



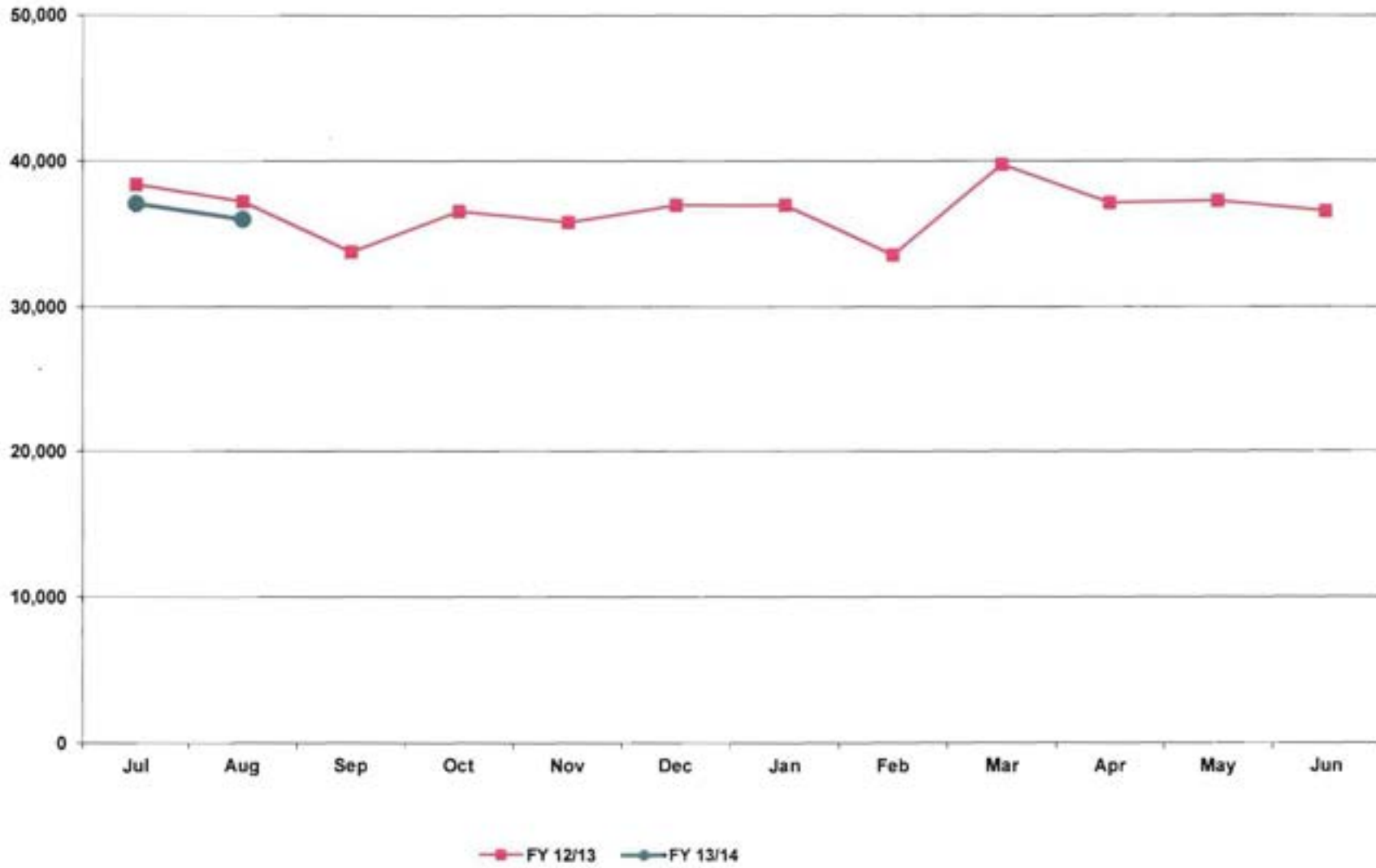
Phoenix Sky Harbor International Airport
Total Enplaned/Deplaned Passengers
August 2013



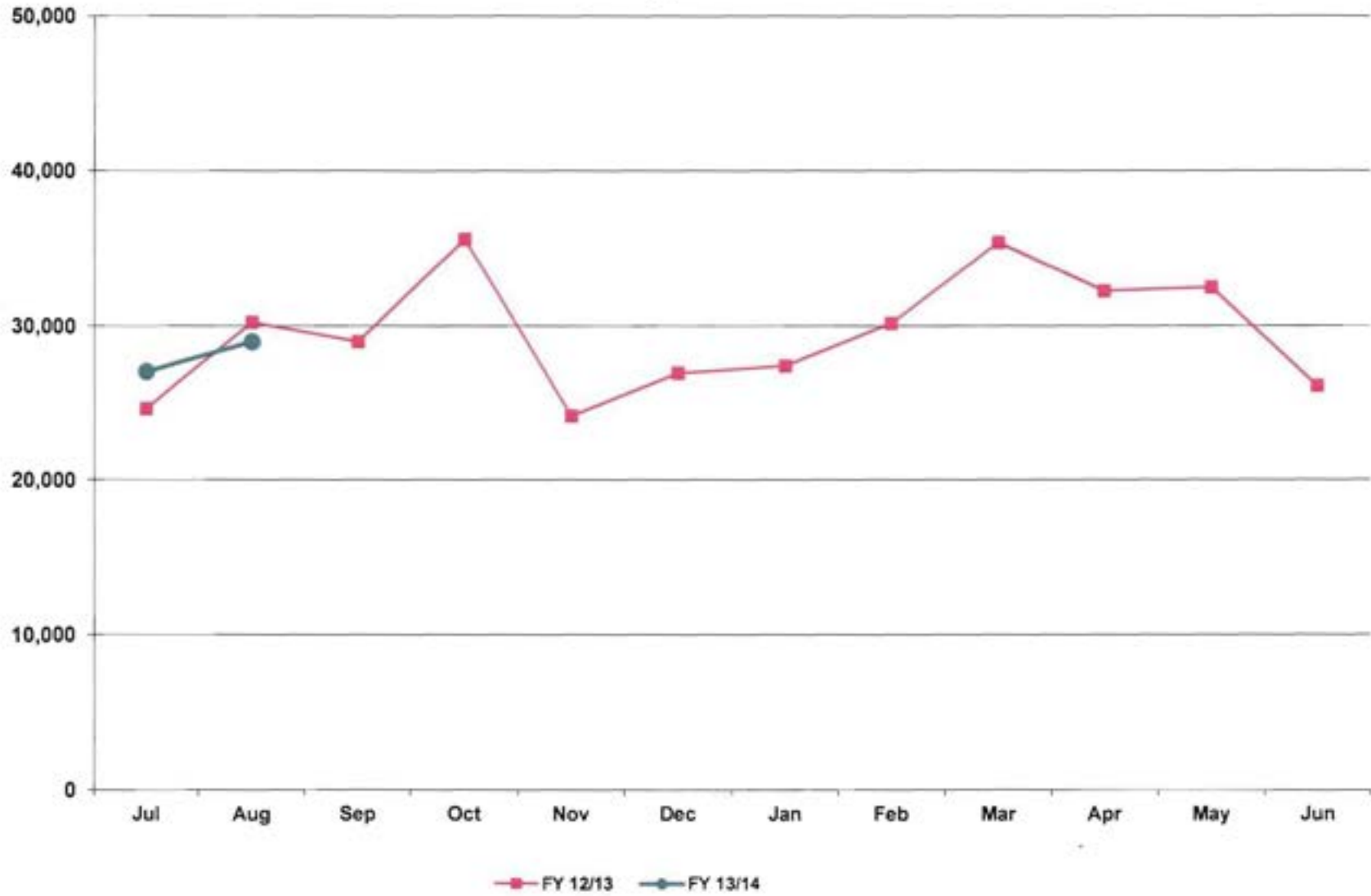
Phoenix Sky Harbor International Airport
Total Enplaned/Deplaned Cargo (Tons)
August 2013



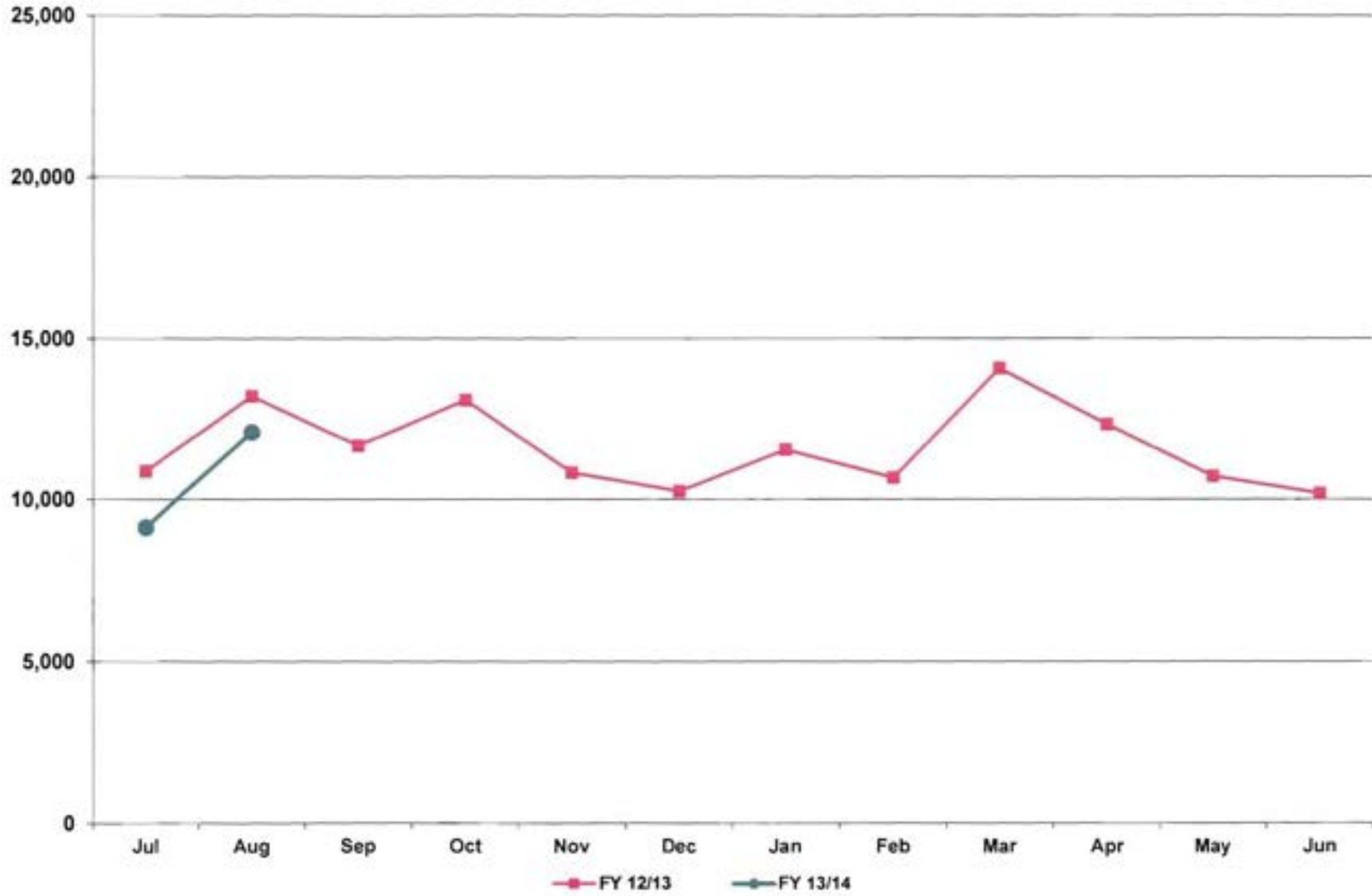
Phoenix Sky Harbor International Airport
Aircraft Operations
August 2013



Deer Valley Airport
Aircraft Operations
August 2013



Goodyear Airport
Aircraft Operations
August 2013



**City of Phoenix Aviation Department
Sky Harbor International Airport
Financial Management Division
Monthly Statistical Reports – September 2013
Table of Contents**

Reports:

- 1 Passengers, Cargo, and Aircraft Operations
- 2 Passenger Activity Report
- 3 Passenger and Activity Worksheet September 2013
- 4 Passenger and Activity Worksheet September 2012
- 5 Enplaned Passengers by Carrier for Fiscal Year 2013/14
- 6 Deplaned Passengers by Carrier for Fiscal Year 2013/14
- 7 Total Passengers by Carrier for Fiscal Year 2013/14
- 8 Enplaned Passengers by Carrier for Calendar Year 2013
- 9 Deplaned Passengers by Carrier for Calendar Year 2013
- 10 Total Passengers by Carrier for Calendar Year 2013
- 11 Airline Landing Weights – All Airlines for Fiscal Year 2013/14
- 12 Airline Landing Weights – Rates & Charges Airlines Only for Fiscal Year 2013/14

Graphs:

- 1 Domestic Enplaned / Deplaned Passengers Terminal 2
- 2 Domestic Enplaned / Deplaned Passengers Terminal 3
- 3 Domestic Enplaned / Deplaned Passengers Terminal 4
- 4 Total Domestic Enplaned / Deplaned Passengers
- 5 Total International Enplaned / Deplaned Passengers
- 6 Total Enplaned / Deplaned Passengers
- 7 Total Enplaned / Deplaned Cargo (in Tons)
- 8 Sky Harbor International Airport Aircraft Operations
- 9 Deer Valley Airport Aircraft Operations
- 10 Goodyear Airport Aircraft Operations

PASSENGERS, CARGO, AND AIRCRAFT OPERATIONS AT PHOENIX AIRPORTS: September 2013

September	2013	2012	%Chg	Fiscal YTD 2013/14	Fiscal YTD 2012/2013	%Chg	Calendar YTD 2013	Calendar YTD 2012	%Chg
PASSENGERS									
T2	92,360	87,907	5.1%	267,276	285,940	-6.5%	974,916	1,028,690	-5.2%
T3	169,296	162,722	4.0%	531,954	519,644	2.4%	1,781,175	1,773,199	0.4%
T4	1,133,328	1,149,032	-1.4%	3,815,838	3,893,936	-2.0%	11,572,674	11,563,241	0.1%
International	53,069	60,792	-12.7%	202,939	227,194	-10.7%	834,828	841,308	-0.8%
Total Enplaned	1,448,053	1,460,453	-0.8%	4,818,007	4,926,714	-2.2%	15,163,593	15,206,438	-0.3%
T2	96,174	92,055	4.5%	276,382	290,615	-4.9%	963,601	1,017,790	-5.3%
T3	175,836	171,638	2.4%	547,469	542,349	0.9%	1,787,244	1,794,489	-0.4%
T4	1,146,746	1,166,668	-1.7%	3,861,042	3,932,930	-1.8%	11,542,069	11,522,099	0.2%
International	53,243	62,039	-14.2%	209,080	233,414	-10.4%	822,121	836,263	-1.7%
Total Deplaned	1,471,999	1,492,400	-1.4%	4,893,973	4,999,308	-2.1%	15,115,035	15,170,641	-0.4%
Total	2,920,052	2,952,853	-1.1%	9,711,980	9,926,022	-2.2%	30,278,628	30,377,079	-0.3%
CARGO									
Freight enplaned	10,782	10,211	5.6%	33,434	31,162	7.3%	101,471	96,181	5.5%
Freight deplaned	9,584	10,204	-6.1%	29,346	30,905	-5.0%	93,519	92,834	0.7%
Total Freight	20,366	20,415	-0.2%	62,780	62,067	1.1%	194,990	189,015	3.2%
Mail enplaned	1,015	1,058	-4.1%	3,716	3,432	8.3%	11,438	12,955	-11.7%
Mail deplaned	773	1,280	-39.6%	3,044	4,061	-25.0%	12,357	14,714	-16.0%
Total Mail	1,788	2,338	-23.5%	6,760	7,493	-9.8%	23,795	27,669	-14.0%
Total (Tons)	22,154	22,753	-2.6%	69,540	69,560	0.0%	218,785	216,684	1.0%
AIRCRAFT OPERATIONS									
Air Carrier/Air Taxi	31,529	32,052	-1.6%	101,291	104,269	-2.9%	310,380	322,562	-3.8%
General Aviation	1,709	1,590	7.5%	4,764	4,714	1.1%	15,717	16,214	-3.1%
Military	171	161	6.2%	592	484	22.3%	1,896	2,026	-6.4%
Sky Harbor International	33,409	33,803	-1.2%	106,647	109,467	-2.6%	327,993	340,802	-3.8%
Air Carrier/Air Taxi	320	357	-10.4%	1,048	978	7.2%	3,344	3,725	-10.2%
General Aviation	29,361	28,625	2.6%	84,669	82,872	2.2%	266,206	274,906	-3.2%
Military	6	4	50.0%	36	6	500.0%	63	64	-1.6%
Deer Valley Airport	29,687	28,986	2.4%	85,753	83,856	2.3%	269,613	278,695	-3.3%
Air Carrier/Air Taxi	53	51	3.9%	228	134	70.1%	702	403	74.2%
General Aviation	9,212	10,602	-13.1%	29,569	33,373	-11.4%	96,644	104,770	-7.8%
Military	216	1,003	-78.5%	918	2,220	-58.6%	2,842	4,854	-41.5%
Goodyear Airport	9,481	11,656	-18.7%	30,715	35,727	-14.0%	100,188	110,027	-8.9%
Total	72,577	74,445	-2.5%	223,115	229,050	-2.6%	697,794	729,524	-4.3%

Passenger Activity Report * * * Sky Harbor International Airport * * * September 2013

Airline	Enplaned Passengers			Deplaned Passengers			Total Passengers		
	2013	2012	% Chg	2013	2012	% Chg	2013	2012	% Chg
TERMINAL 2									
Alaska Airlines	20,263	19,600	3.4%	22,581	21,217	6.4%	42,844	40,817	5.0%
Continental Airlines		37,165	-100.0%		37,554	-100.0%		74,719	-100.0%
Great Lakes Aviation	1,106	916	20.7%	1,252	836	49.8%	2,358	1,752	34.6%
United Airlines	70,991	30,226	134.9%	72,341	32,448	122.9%	143,332	62,674	128.7%
Total	92,360	87,907	5.1%	96,174	92,055	4.5%	188,534	179,962	4.8%
TERMINAL 3									
American Airlines	50,900	48,500	4.9%	54,042	51,290	5.4%	104,942	99,790	5.2%
Delta Air Lines	87,791	84,651	3.7%	91,060	89,156	2.1%	178,851	173,807	2.9%
Frontier Airlines	16,235	16,342	-0.7%	15,543	17,380	-10.6%	31,778	33,722	-5.8%
Hawaiian Airlines	6,733	6,721	0.2%	7,144	6,864	4.1%	13,877	13,585	2.1%
jetBlue Airways	6,067	6,508	-6.8%	6,384	6,948	-8.1%	12,451	13,456	-7.5%
MN Airlines dba Sun Country	1,570		N/A	1,663		N/A	3,233		N/A
Total	169,296	162,722	4.0%	175,836	171,638	2.4%	345,132	334,360	3.2%
TERMINAL 4									
Aerovias de Mexico dba Aeromexico	806	898	-10.2%	380	894	-57.5%	1,186	1,792	-33.8%
Air Canada	3,257	3,408	-4.4%	3,258	3,087	5.5%	6,515	6,495	0.3%
AirTran Airways		6,302	-100.0%		6,590	-100.0%		12,892	-100.0%
British Airways	9,336	8,212	13.7%	9,559	8,517	12.2%	18,895	16,729	12.9%
Southwest Airlines	459,911	456,575	0.7%	466,475	463,352	0.7%	926,386	919,927	0.7%
US Airways	708,436	731,072	-3.1%	715,371	742,566	-3.7%	1,423,807	1,473,638	-3.4%
WestJet	4,651	3,357	38.5%	4,946	3,701	33.6%	9,597	7,058	36.0%
Total	1,186,397	1,209,824	-1.9%	1,199,989	1,228,707	-2.3%	2,386,386	2,438,531	-2.1%
GRAND TOTAL	1,448,053	1,460,453	-0.8%	1,471,999	1,492,400	-1.4%	2,920,052	2,952,853	-1.1%

Sky Harbor International Airport - Passenger and Activity Worksheet September 2013

Airline	Enplaned Passengers				Deplaned Passengers			Freight		Mail		Landed Weight	Landings
	Domestic	Connect	Internat'l	Total	Domestic	Internat'l	Total	Enplaned	Deplaned	Enplaned	Deplaned		
TERMINAL 2													
Alaska Airlines	20,263			20,263	22,581		22,581	6,341	37,036			23,688,500	181
Great Lakes Aviation	1,106			1,106	1,252		1,252	90	268			3,171,700	197
United Airlines	70,991			70,991	72,341		72,341	74,840	67,843	145,788	206,936	78,902,868	695
Subtotal Terminal 2	92,360			92,360	96,174		96,174	81,071	105,147	145,788	206,936	105,763,068	1,073
TERMINAL 3													
American Airlines	50,900			50,900	54,042		54,042	1,833	21,587		9	56,022,500	517
Delta Air Lines	87,791			87,791	91,060		91,060	8,574	77,950	287,131	360,187	96,429,200	707
Frontier Airlines	16,235			16,235	15,543		15,543	1,446	10,253			17,436,107	132
Hawaiian Airlines	6,733			6,733	7,144		7,144	71,571	90,441			9,600,000	30
jetBlue Airways	6,067			6,067	6,384		6,384					7,384,000	52
MN Airlines dba Sun Country	1,570			1,570	1,663		1,663					2,730,000	21
Subtotal Terminal 3	169,296			169,296	175,836		175,836	83,424	200,231	287,131	360,196	189,601,807	1,459
TERMINAL 4													
Aerovias de Mexico dba Aeromexico			806	806		380	380					1,276,470	30
Air Canada			3,257	3,257		3,258	3,258	1,750	1,373	1,570	15	4,042,700	30
British Airways			9,336	9,336		9,559	9,559	361,975	330,746			18,860,160	30
Southwest Airlines	315,983	143,928		459,911	466,475		466,475	1,098,293	1,173,331			579,508,000	4,629
US Airways	349,162	324,255	35,019	708,436	680,271	35,100	715,371	1,620,314	1,485,761	1,532,941	895,684	871,668,600	7,211
WestJet			4,651	4,651		4,946	4,946					5,939,400	42
Subtotal Terminal 4	665,145	468,183	53,069	1,186,397	1,146,746	53,243	1,199,989	3,082,332	2,991,211	1,534,511	895,699	1,481,295,330	11,972
Total Passenger Airlines	926,801	468,183	53,069	1,448,053	1,418,756	53,243	1,471,999	3,246,827	3,296,589	1,967,430	1,462,831	1,776,660,205	14,504
AIR CARGO (SOUTH)													
Federal Express								10,624,608	8,074,242			48,933,700	121
United Parcel Service								5,421,821	5,444,641	61,617	83,385	32,242,960	105
Subtotal Air Cargo (South)								16,046,329	13,518,883	61,617	83,385	81,176,660	226
AIR CARGO (WEST)													
ABX Air								1,623,365	1,727,027			10,608,000	39
Airnet Systems								10,797	11,068			325,800	23
Ameriflight								446,207	309,360			3,721,722	290
Empire Airlines								91,219	82,647			697,000	82
IFL Group								99,100	222,134			928,000	16
Subtotal Air Cargo (West)								2,270,688	2,352,236			16,280,522	450
Total Cargo Airlines								18,317,017	15,871,119	61,617	83,385	97,457,182	676
Grand Total	926,801	468,183	53,069	1,448,053	1,418,756	53,243	1,471,999	21,563,844	19,167,708	2,029,047	1,546,216	1,874,117,387	15,180
Total All Passengers:	2,920,052							Total Air Cargo in Tons: 10,782 + 9,584 + 1,015 + 773 = 22,153					

Sky Harbor International Airport - Passenger and Activity Worksheet September 2012

Airline	Enplaned Passengers				Deplaned Passengers			Freight		Mail		Landed Weight	Landings				
	Domestic	Connect	Internat'l	Total	Domestic	Internat'l	Total	Enplaned	Deplaned	Enplaned	Deplaned						
TERMINAL 2																	
Alaska Airlines	19,600			19,600	21,217		21,217	7,385	40,543			20,536,800	149				
Continental Airlines	37,165			37,165	37,554		37,554	61,429	53,224	110,230	237,542	42,556,300	287				
Great Lakes Aviation	916			916	836		836	166	174			2,495,500	155				
United Airlines	30,226			30,226	32,448		32,448	17,204	15,416	68,316	134,003	41,239,892	388				
Subtotal Terminal 2	87,907			87,907	92,055		92,055	86,184	109,357	178,546	371,545	106,828,492	979				
TERMINAL 3																	
American Airlines	48,500			48,500	51,290		51,290	6,771	71,135	100		51,475,680	481				
Delta Air Lines	84,651			84,651	89,156		89,156	21,022	111,637	153,312	307,153	102,088,200	709				
Frontier Airlines	16,342			16,342	17,380		17,380	2,044	51,132			19,127,061	155				
Hawaiian Airlines	6,721			6,721	6,864		6,864	75,955	22,315			9,600,000	30				
jetBlue Airways	6,508			6,508	6,948		6,948					8,236,000	58				
Subtotal Terminal 3	162,722			162,722	171,638		171,638	105,792	256,219	153,412	307,153	190,526,941	1,433				
TERMINAL 4																	
Aerovias de Mexico dba Aeromexico			898	898		894	894					1,276,470	30				
Air Canada			3,408	3,408		3,087	3,087	1,745	129	2,482	69	4,050,000	30				
AirTran Airways	6,302			6,302	6,590		6,590					11,136,000	87				
British Airways			8,212	8,212		8,517	8,517	245,861	376,064			16,345,472	26				
Southwest Airlines	322,493	134,082		456,575	463,352		463,352	1,284,919	1,229,452			587,962,000	4,747				
US Airways	339,229	346,926	44,917	731,072	696,726	45,840	742,566	1,506,907	1,386,031	1,781,487	1,753,665	892,288,200	7,486				
WestJet			3,357	3,357		3,701	3,701					4,022,300	31				
Subtotal Terminal 4	668,024	481,008	60,792	1,209,824	1,166,668	62,039	1,228,707	3,039,432	2,991,676	1,783,969	1,753,734	1,517,080,442	12,437				
Total Passenger Airlines	918,653	481,008	60,792	1,460,453	1,430,361	62,039	1,492,400	3,231,408	3,357,252	2,115,927	2,432,432	1,814,435,875	14,849				
AIR CARGO (SOUTH)																	
Federal Express								9,663,758	9,765,754			44,267,700	108				
United Parcel Service								5,687,742	5,355,392		127,812	32,711,680	108				
Subtotal Air Cargo (South)								15,351,500	15,121,146		127,812	76,979,380	216				
AIR CARGO (WEST)																	
Airnet Systems								26,019	25,441			455,400	39				
Ameriflight								387,543	380,596			4,176,692	323				
DHL Express/Atlas Air								1,217,552	1,232,607			10,608,000	39				
Empire Airlines								100,415	98,531			731,000	86				
IFL Group								108,505	193,413			1,130,000	20				
Subtotal Air Cargo (West)								1,840,034	1,930,588			17,101,092	507				
Total Cargo Airlines								17,191,534	17,051,734		127,812	94,080,472	723				
Grand Total	918,653	481,008	60,792	1,460,453	1,430,361	62,039	1,492,400	20,422,942	20,408,986	2,115,927	2,560,244	1,908,516,347	15,572				
Total All Passengers:	2,952,853																
								Total Air Cargo in Tons:	10,211	+	10,204	+	1,058	+	1,280	=	22,754

Sky Harbor International Airport - Enplaned Passengers by Carrier
Fiscal Year 2013/14

Airline	Jul	Aug	Sep	Oct	Nov	Dec	Jan	Feb	Mar	Apr	May	Jun	Total
TERMINAL 2													
Alaska Airlines	23,135	23,318	20,263										66,716
Great Lakes Aviation	1,296	1,296	1,106										3,698
United Airlines	61,962	63,909	70,991										196,862
Total	86,393	88,523	92,360										267,276
TERMINAL 3													
American Airlines	48,924	47,219	50,900										147,043
Delta Air Lines	106,435	102,435	87,791										296,661
Frontier Airlines	13,306	14,170	16,235										43,711
Hawaiian Airlines	7,241	6,817	6,733										20,791
jetBlue Airways	8,246	7,865	6,067										22,178
MN Airlines dba Sun Country			1,570										1,570
Total	184,152	178,506	169,296										531,954
TERMINAL 4													
Aerovias de Mexico dba Aeromexico	1,055	871	806										2,732
Air Canada	3,202	3,415	3,257										9,874
British Airways	7,880	8,685	9,336										25,901
Southwest Airlines	540,624	505,483	459,911										1,506,018
US Airways	895,105	857,831	708,436										2,461,372
WestJet	3,921	4,308	4,651										12,880
Total	1,451,787	1,380,593	1,186,397										4,018,777
GRAND TOTAL	1,722,332	1,647,622	1,448,053										4,818,007

Sky Harbor International Airport - Deplaned Passengers by Carrier
Fiscal Year 2013/14

Airline	Jul	Aug	Sep	Oct	Nov	Dec	Jan	Feb	Mar	Apr	May	Jun	Total
TERMINAL 2													
Alaska Airlines	22,606	24,814	22,581										70,001
Great Lakes Aviation	1,368	1,368	1,252										3,988
United Airlines	64,294	65,758	72,341										202,393
Total	88,268	91,940	96,174										276,382
TERMINAL 3													
American Airlines	51,946	49,723	54,042										155,711
Delta Air Lines	104,870	104,267	91,060										300,197
Frontier Airlines	14,390	15,178	15,543										45,111
Hawaiian Airlines	7,411	7,602	7,144										22,157
jetBlue Airways	8,398	7,848	6,384										22,630
MN Airlines dba Sun Country			1,663										1,663
Total	187,015	184,618	175,836										547,469
TERMINAL 4													
Aerovias de Mexico dba Aeromexico	1,200	752	380										2,332
Air Canada	3,203	3,396	3,258										9,857
British Airways	10,312	9,272	9,559										29,143
Southwest Airlines	548,813	500,334	466,475										1,515,622
US Airways	916,874	867,099	715,371										2,499,344
WestJet	4,286	4,592	4,946										13,824
Total	1,484,688	1,385,445	1,199,989										4,070,122
GRAND TOTAL	1,759,971	1,662,003	1,471,999										4,893,973

Sky Harbor International Airport - Total Passengers by Carrier
Fiscal Year 2013/14

Airline	Jul	Aug	Sep	Oct	Nov	Dec	Jan	Feb	Mar	Apr	May	Jun	Total
TERMINAL 2													
Alaska Airlines	45,741	48,132	42,844										136,717
Great Lakes Aviation	2,664	2,664	2,358										7,686
United Airlines	126,256	129,667	143,332										399,255
Total	174,661	180,463	188,534										543,658
TERMINAL 3													
American Airlines	100,870	96,942	104,942										302,754
Delta Air Lines	211,305	206,702	178,851										596,858
Frontier Airlines	27,696	29,348	31,778										88,822
Hawaiian Airlines	14,652	14,419	13,877										42,948
jetBlue Airways	16,644	15,713	12,451										44,808
MN Airlines dba Sun Country			3,233										3,233
Total	371,167	363,124	345,132										1,079,423
TERMINAL 4													
Aerovias de Mexico dba Aeromexico	2,255	1,623	1,186										5,064
Air Canada	6,405	6,811	6,515										19,731
British Airways	18,192	17,957	18,895										55,044
Southwest Airlines	1,089,437	1,005,817	926,386										3,021,640
US Airways	1,811,979	1,724,930	1,423,807										4,960,716
WestJet	8,207	8,900	9,597										26,704
Total	2,936,475	2,766,038	2,386,386										8,088,899
GRAND TOTAL	3,482,303	3,309,625	2,920,052										9,711,980

Sky Harbor International Airport - Enplaned Passengers by Carrier
Calendar Year 2013

Airline	Jan	Feb	Mar	Apr	May	Jun	Jul	Aug	Sep	Oct	Nov	Dec	Total
TERMINAL 2													
Alaska Airlines	28,877	27,716	36,092	33,908	30,068	22,603	23,135	23,318	20,263				245,980
Continental Airlines	42,170	35,956	63,366										141,492
Great Lakes Aviation	394	396	601	700	1,082	1,155	1,296	1,296	1,106				8,026
United Airlines	40,524	43,749	44,312	93,599	89,720	70,852	61,962	63,909	70,991				579,418
Total	111,965	107,817	144,371	128,207	120,870	94,410	86,393	88,523	92,360				974,916
TERMINAL 3													
American Airlines	64,504	62,167	73,012	57,944	60,557	52,870	48,924	47,219	50,900				518,097
Delta Air Lines	94,082	96,872	130,232	121,970	110,325	108,177	106,435	102,435	87,791				958,319
Frontier Airlines	19,448	18,891	23,612	19,077	16,037	14,803	13,306	14,170	16,235				155,379
Hawaiian Airlines	7,249	6,309	7,554	6,858	7,457	7,647	7,241	6,817	6,733				63,865
jetBlue Airways	6,846	6,261	8,305	7,792	8,479	8,079	8,246	7,865	6,067				67,940
MN Airlines dba Sun Country	2,784	3,172	4,236	3,434	2,379				1,570				17,575
Total	194,913	193,472	246,951	217,075	205,234	191,576	184,152	178,506	169,296				1,781,175
TERMINAL 4													
Aerovias de Mexico dba Aeromexico	1,095	751	859	884	990	1,034	1,055	871	806				8,345
Air Canada	8,608	8,904	11,408	9,337	4,389	3,670	3,202	3,415	3,257				56,190
AirTran Airways	530												530
British Airways	6,981	5,068	8,179	8,746	10,023	9,824	7,880	8,685	9,336				74,722
Southwest Airlines	477,007	465,483	585,281	540,629	558,184	549,938	540,624	505,483	459,911				4,682,540
US Airways	786,034	714,822	921,123	821,104	861,202	900,684	895,105	857,831	708,436				7,466,341
WestJet	21,824	23,229	26,503	24,180	6,251	3,967	3,921	4,308	4,651				118,834
Total	1,302,079	1,218,257	1,553,353	1,404,880	1,441,039	1,469,117	1,451,787	1,380,593	1,186,397				12,407,502
GRAND TOTAL	1,608,957	1,519,546	1,944,675	1,750,162	1,767,143	1,755,103	1,722,332	1,647,622	1,448,053				15,163,593

Sky Harbor International Airport - Deplaned Passengers by Carrier
Calendar Year 2013

Airline	Jan	Feb	Mar	Apr	May	Jun	Jul	Aug	Sep	Oct	Nov	Dec	Total
TERMINAL 2													
Alaska Airlines	30,441	28,669	37,050	31,098	27,165	20,958	22,606	24,814	22,581				245,382
Continental Airlines	41,930	36,677	63,595										142,202
Great Lakes Aviation	459	382	625	678	1,163	1,160	1,368	1,368	1,252				8,455
United Airlines	39,446	43,007	43,616	86,444	84,393	68,263	64,294	65,758	72,341				567,562
Total	112,276	108,735	144,886	118,220	112,721	90,381	88,268	91,940	96,174				963,601
TERMINAL 3													
American Airlines	66,755	63,943	72,012	56,204	59,154	52,666	51,946	49,723	54,042				526,445
Delta Air Lines	98,562	98,878	132,322	110,880	105,569	103,770	104,870	104,267	91,060				950,178
Frontier Airlines	20,383	19,044	23,716	20,167	16,248	15,002	14,390	15,178	15,543				159,671
Hawaiian Airlines	7,470	6,489	7,718	7,324	7,344	7,119	7,411	7,602	7,144				65,621
jetBlue Airways	7,093	6,628	8,289	7,682	8,094	6,849	8,398	7,848	6,384				67,265
MN Airlines dba Sun Country	3,589	3,916	4,460	2,426	2,010				1,663				18,064
Total	203,852	198,898	248,517	204,683	198,419	185,406	187,015	184,618	175,836				1,787,244
TERMINAL 4													
Aerovias de Mexico dba Aeromexico	1,191	714	974	673	863	896	1,200	752	380				7,643
Air Canada	9,000	9,596	11,155	8,593	3,945	3,016	3,203	3,396	3,258				55,162
AirTran Airways	504												504
British Airways	7,676	6,411	9,702	8,717	9,450	9,681	10,312	9,272	9,559				80,780
Southwest Airlines	482,367	467,815	592,093	504,657	536,598	534,532	548,813	500,334	466,475				4,633,684
US Airways	792,160	723,474	924,003	790,858	835,900	903,293	916,874	867,099	715,371				7,469,032
WestJet	23,128	24,809	27,446	18,455	5,737	3,986	4,286	4,592	4,946				117,385
Total	1,316,026	1,232,819	1,565,373	1,331,953	1,392,493	1,455,404	1,484,688	1,385,445	1,199,989				12,364,190
GRAND TOTAL	1,632,154	1,540,452	1,958,776	1,654,856	1,703,633	1,731,191	1,759,971	1,662,003	1,471,999				15,115,035

Sky Harbor International Airport - Total Passengers by Carrier
Calendar Year 2013

Airline	Jan	Feb	Mar	Apr	May	Jun	Jul	Aug	Sep	Oct	Nov	Dec	Total
TERMINAL 2													
Alaska Airlines	59,318	56,385	73,142	65,006	57,233	43,561	45,741	48,132	42,844				491,362
Continental Airlines	84,100	72,633	126,961										283,694
Great Lakes Aviation	853	778	1,226	1,378	2,245	2,315	2,664	2,664	2,358				16,481
United Airlines	79,970	86,756	87,928	180,043	174,113	138,915	126,256	129,667	143,332				1,146,980
Total	224,241	216,552	289,257	246,427	233,591	184,791	174,661	180,463	188,534				1,938,517
TERMINAL 3													
American Airlines	131,259	126,110	145,024	114,148	119,711	105,536	100,870	96,942	104,942				1,044,542
Delta Air Lines	192,644	195,750	262,554	232,850	215,894	211,947	211,305	206,702	178,851				1,908,497
Frontier Airlines	39,831	37,735	47,328	39,244	32,285	29,805	27,696	29,348	31,778				315,050
Hawaiian Airlines	14,719	12,798	15,272	14,182	14,801	14,766	14,652	14,419	13,877				129,486
jetBlue Airways	13,939	12,889	16,594	15,474	16,573	14,928	16,644	15,713	12,451				135,205
MN Airlines dba Sun Country	6,373	7,088	8,696	5,860	4,389				3,233				35,639
Total	398,765	392,370	495,468	421,758	403,653	376,982	371,167	363,124	345,132				3,568,419
TERMINAL 4													
Aerovias de Mexico dba Aeromexico	2,286	1,465	1,833	1,557	1,853	1,930	2,255	1,623	1,186				15,988
Air Canada	17,608	18,500	22,563	17,930	8,334	6,686	6,405	6,811	6,515				111,352
AirTran Airways	1,034												1,034
British Airways	14,657	11,479	17,881	17,463	19,473	19,505	18,192	17,957	18,895				155,502
Southwest Airlines	959,374	933,298	1,177,374	1,045,286	1,094,782	1,084,470	1,089,437	1,005,817	926,386				9,316,224
US Airways	1,578,194	1,438,296	1,845,126	1,611,962	1,697,102	1,803,977	1,811,979	1,724,930	1,423,807				14,935,373
WestJet	44,952	48,038	53,949	42,635	11,988	7,953	8,207	8,900	9,597				236,219
Total	2,618,105	2,451,076	3,118,726	2,736,833	2,833,532	2,924,521	2,936,475	2,766,038	2,386,386				24,771,692
GRAND TOTAL	3,241,111	3,059,998	3,903,451	3,405,018	3,470,776	3,486,294	3,482,303	3,309,625	2,920,052				30,278,628

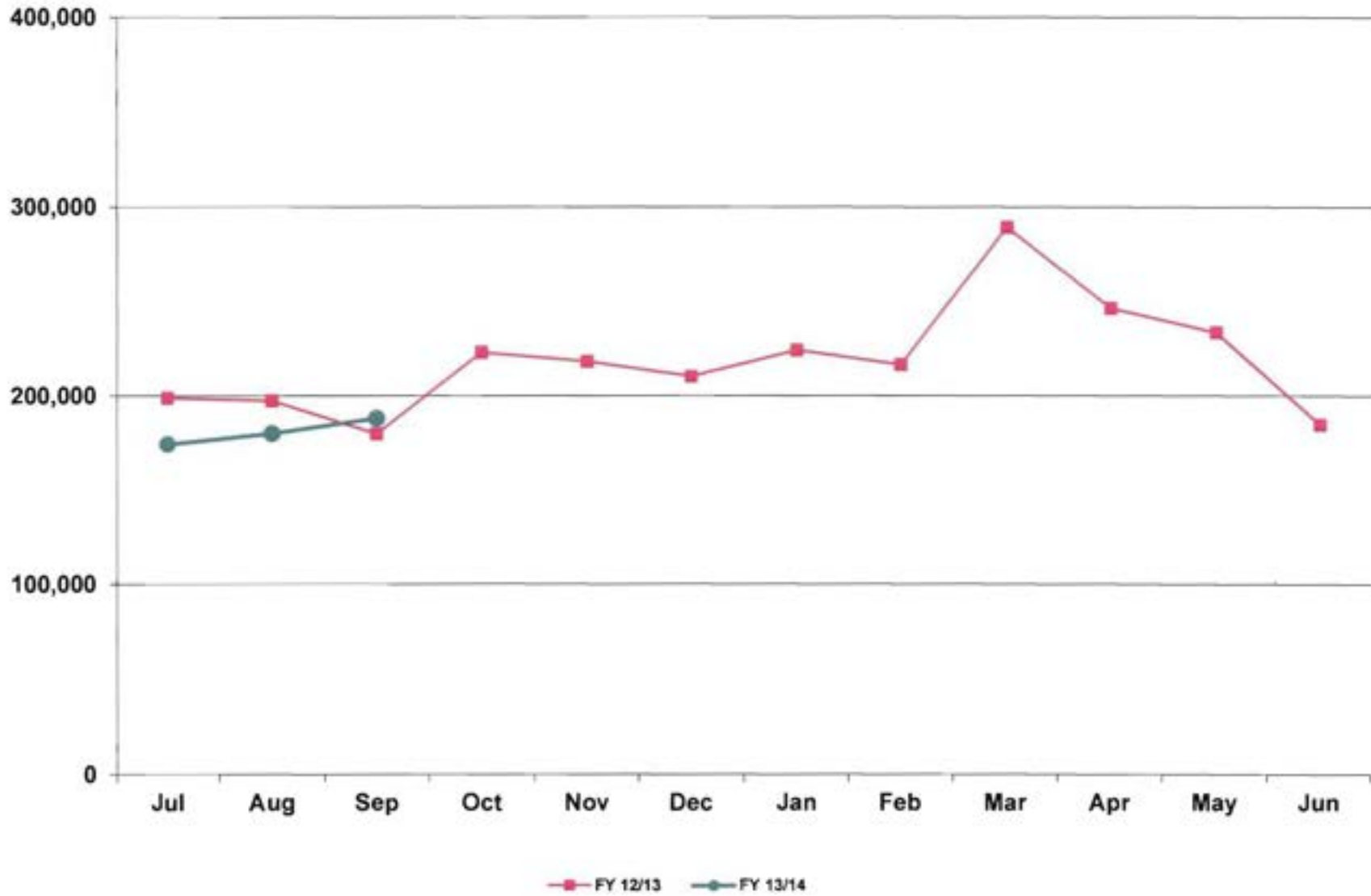
Sky Harbor International Airport
Landing Weights (in Thousands) Fiscal Year 2013/14 - All Airlines

Airline	Jul	Aug	Sep	Oct	Nov	Dec	Jan	Feb	Mar	Apr	May	Jun	Total
Aerovias de Mexico dba Aeromexico	1,319	1,234	1,276										3,829
Air Canada	4,170	4,170	4,043										12,383
Alaska Airlines	24,289	25,437	23,689										73,415
American Airlines	50,283	51,409	56,023										157,715
British Airways	19,489	19,489	18,860										57,838
Delta Air Lines	110,642	113,238	96,430										320,310
Frontier Airlines	14,191	15,539	17,436										47,166
Great Lakes Aviation	3,397	3,397	3,172										9,966
Hawaiian Airlines	9,920	9,920	9,600										29,440
jetBlue Airways	8,804	8,662	7,384										24,850
MN Airlines dba Sun Country			2,730										2,730
Southwest Airlines	639,666	620,036	579,508										1,839,210
United Airlines	68,028	70,040	78,903										216,971
US Airways	1,042,358	992,210	871,669										2,906,237
WestJet	4,501	4,535	5,939										14,975
Passenger	2,001,057	1,939,316	1,776,662										5,717,035
ABX Air	11,729	12,361	10,608										34,698
Airnet Systems	432	479	326										1,237
Ameriflight	4,508	4,679	3,722										12,909
Empire Airlines	765	842	697										2,304
Federal Express	50,471	54,756	48,934										154,161
IFL Group	986	1,044	928										2,958
United Parcel Service	34,317	36,934	32,243										103,494
Cargo	103,208	111,095	97,458										311,761
Grand Total	2,104,265	2,050,411	1,874,120										6,028,796

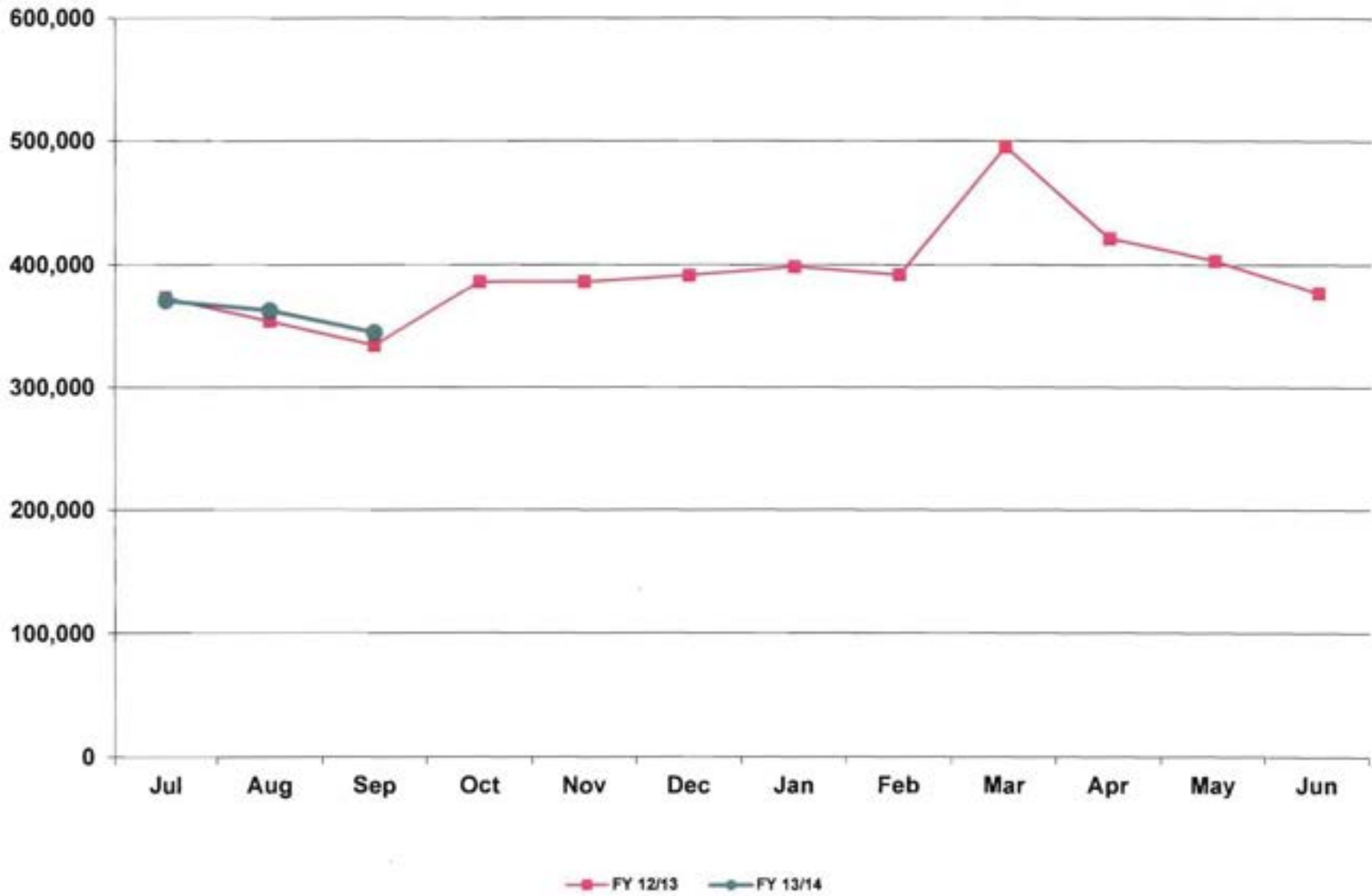
Sky Harbor International Airport
Landing Weights (in Thousands) Fiscal Year 2013/14 - Rates & Charges Airlines

Airline	Jul	Aug	Sep	Oct	Nov	Dec	Jan	Feb	Mar	Apr	May	Jun	Total
Aerovias de Mexico dba Aeromexico	1,319	1,234	1,276										3,829
Air Canada	4,170	4,170	4,043										12,383
Alaska Airlines	24,289	25,437	23,689										73,415
American Airlines	50,283	51,409	56,023										157,715
British Airways	19,489	19,489	18,860										57,838
Delta Air Lines	110,642	113,238	96,430										320,310
Frontier Airlines	14,191	15,539	17,436										47,166
Great Lakes Aviation	3,397	3,397	3,172										9,966
Hawaiian Airlines	9,920	9,920	9,600										29,440
jetBlue Airways	8,804	8,662	7,384										24,850
MN Airlines dba Sun Country			2,730										2,730
Southwest Airlines	639,666	620,036	579,508										1,839,210
United Airlines	68,028	70,040	78,903										216,971
US Airways	1,042,358	992,210	871,669										2,906,237
WestJet	4,501	4,535	5,939										14,975
Passenger	2,001,057	1,939,316	1,776,662										5,717,035
ABX Air	11,729	12,361	10,608										34,698
Federal Express	50,471	54,756	48,934										154,161
IFL Group	986	1,044	928										2,958
United Parcel Service	34,317	36,934	32,243										103,494
Cargo	97,503	105,095	92,713										295,311
Grand Total	2,098,560	2,044,411	1,869,375										6,012,346

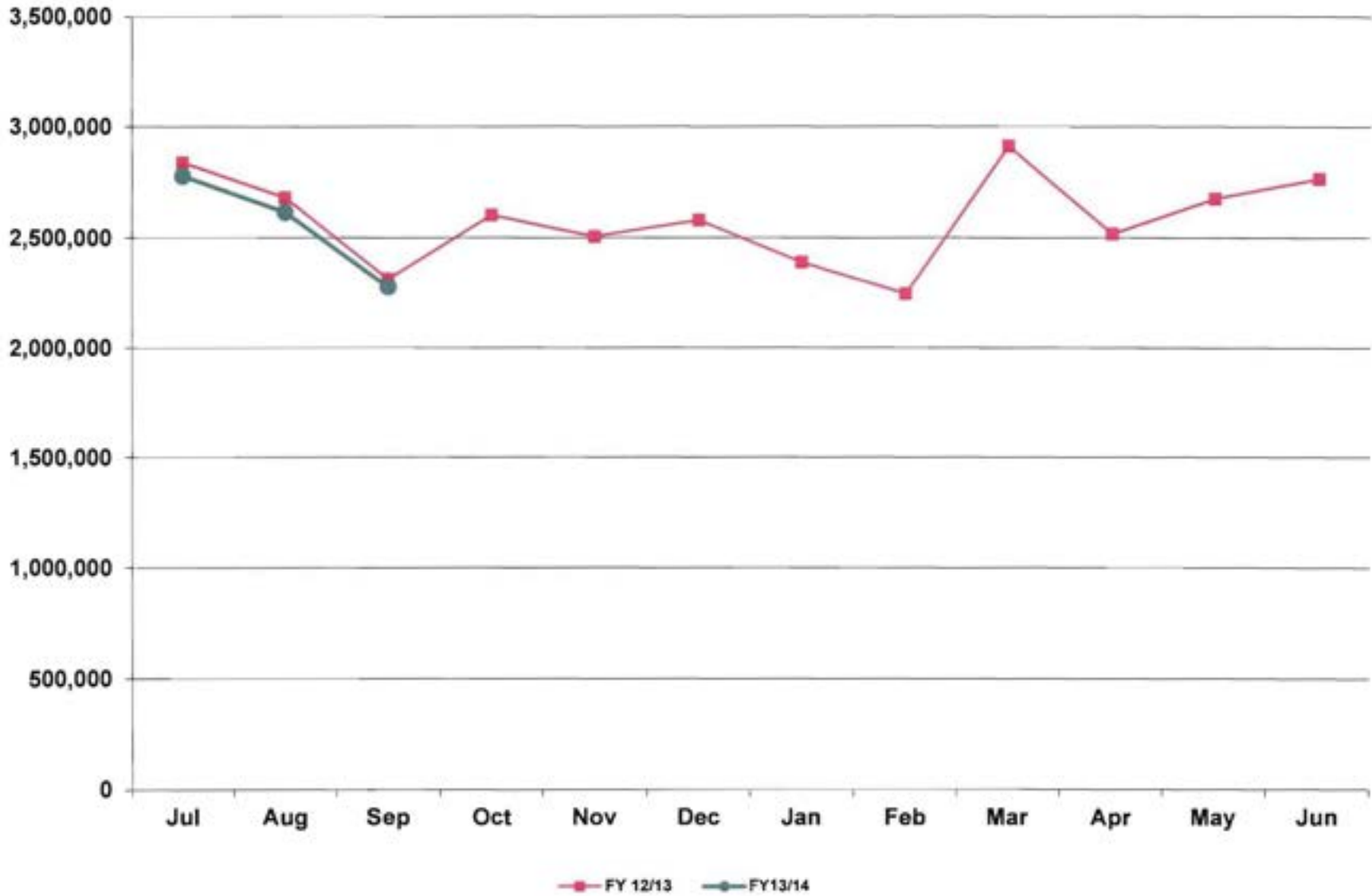
Phoenix Sky Harbor International Airport
Domestic Enplaned/Deplaned Passengers Terminal 2
September 2013



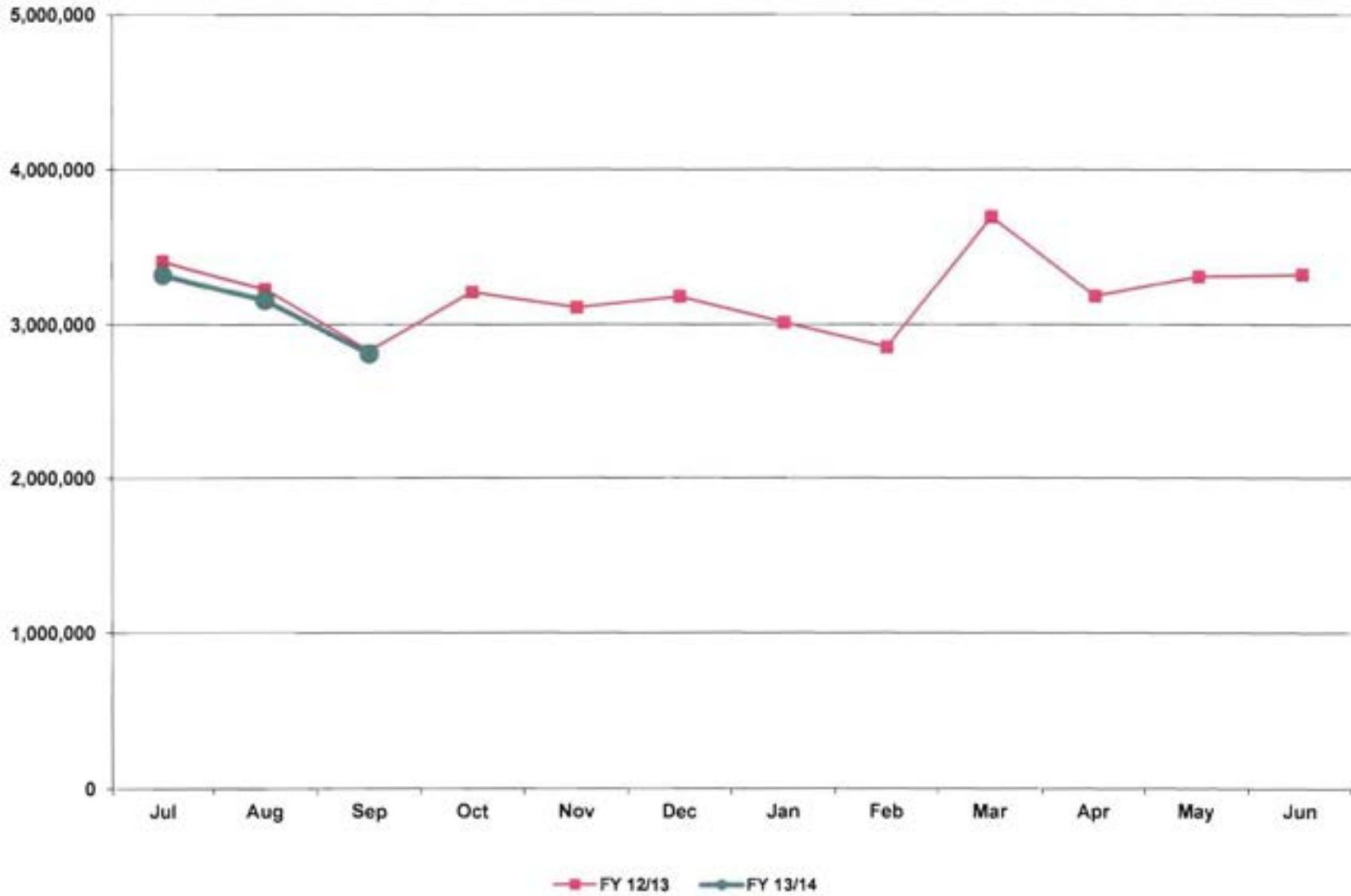
Phoenix Sky Harbor International Airport
Domestic Enplaned/Deplaned Passengers Terminal 3
September 2013



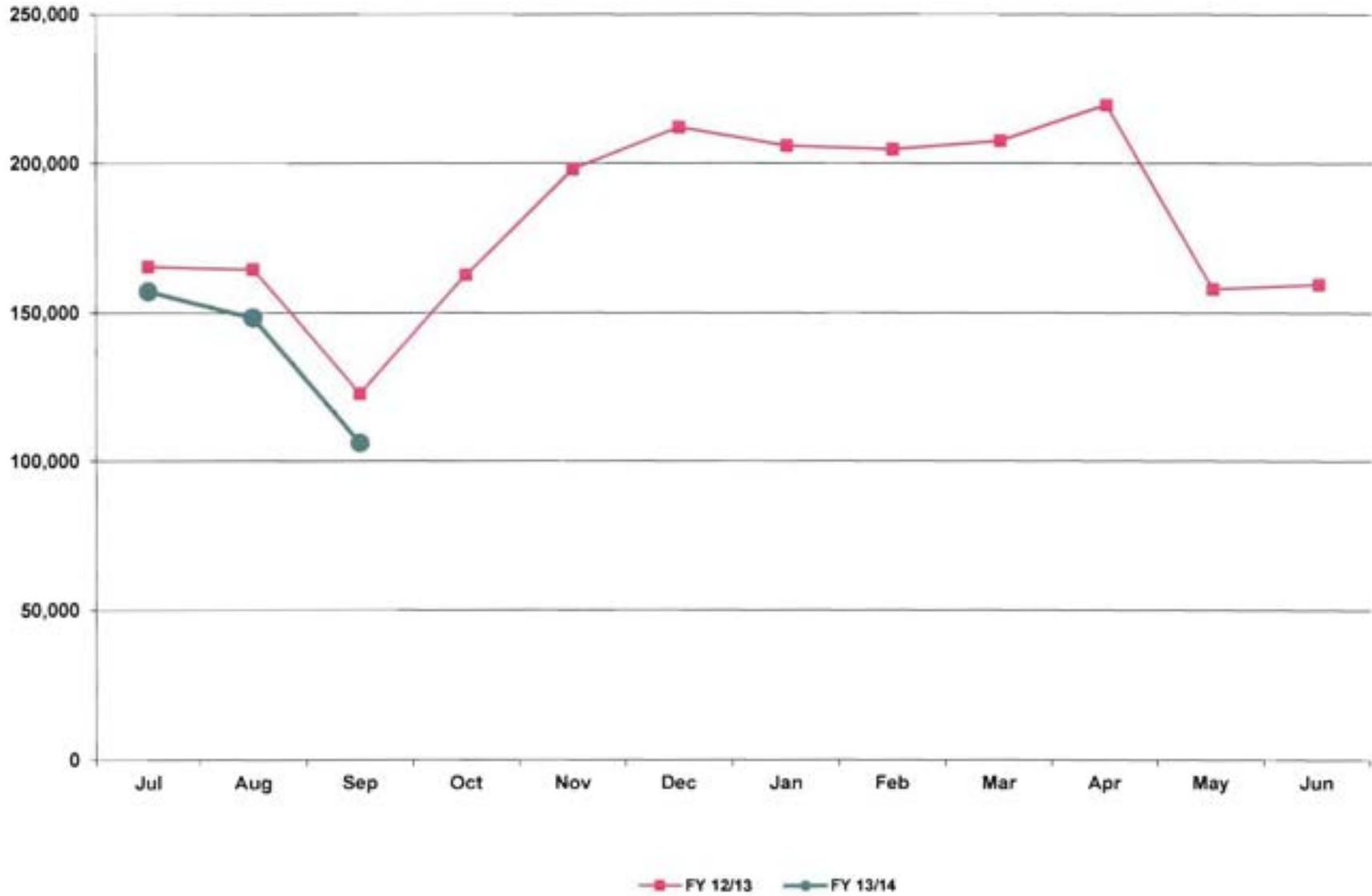
Phoenix Sky Harbor International Airport
Domestic Enplaned/Deplaned Passengers Terminal 4
September 2013



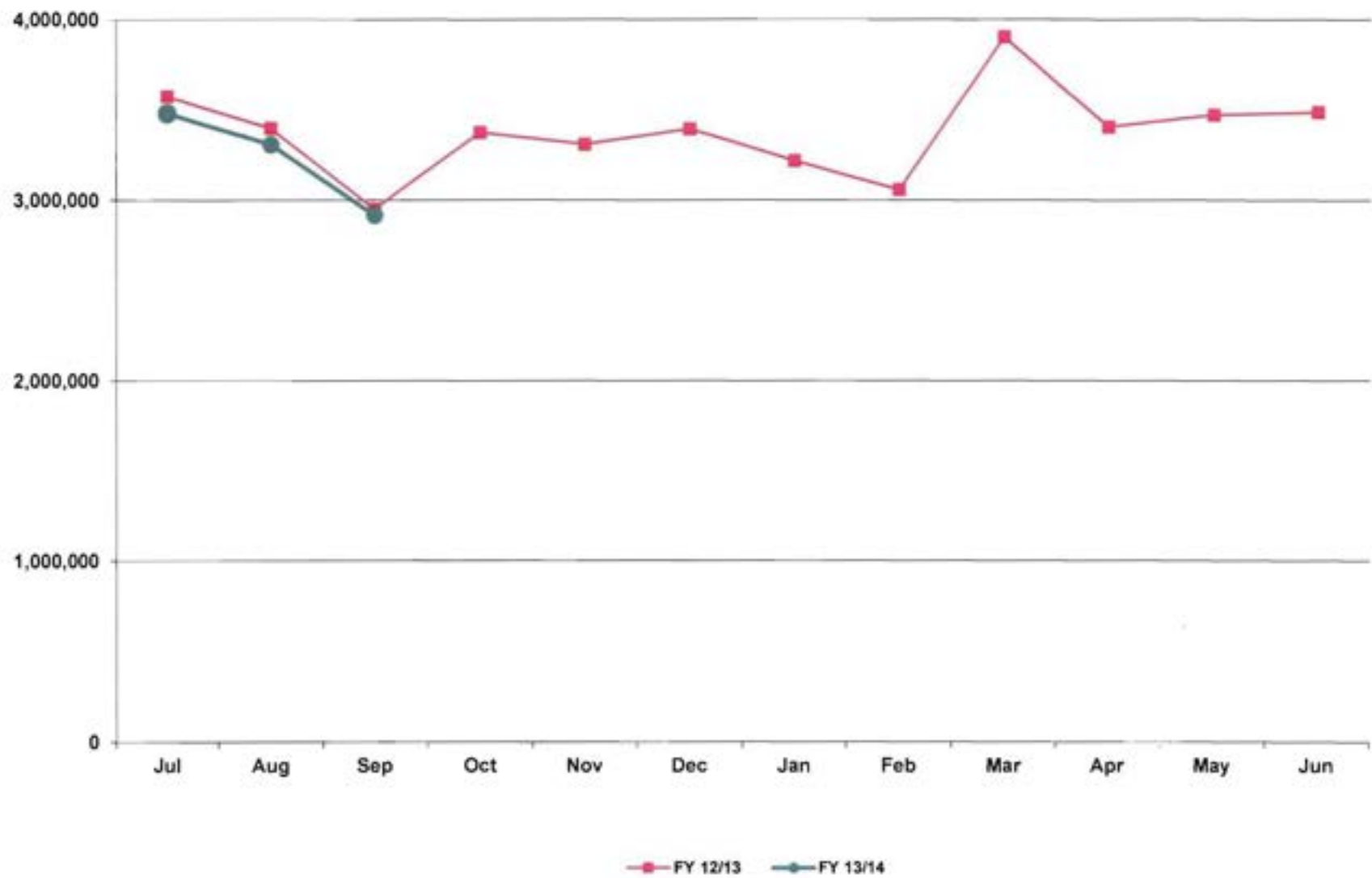
Phoenix Sky Harbor International Airport
Total Domestic Enplaned/Deplaned Passengers
September 2013



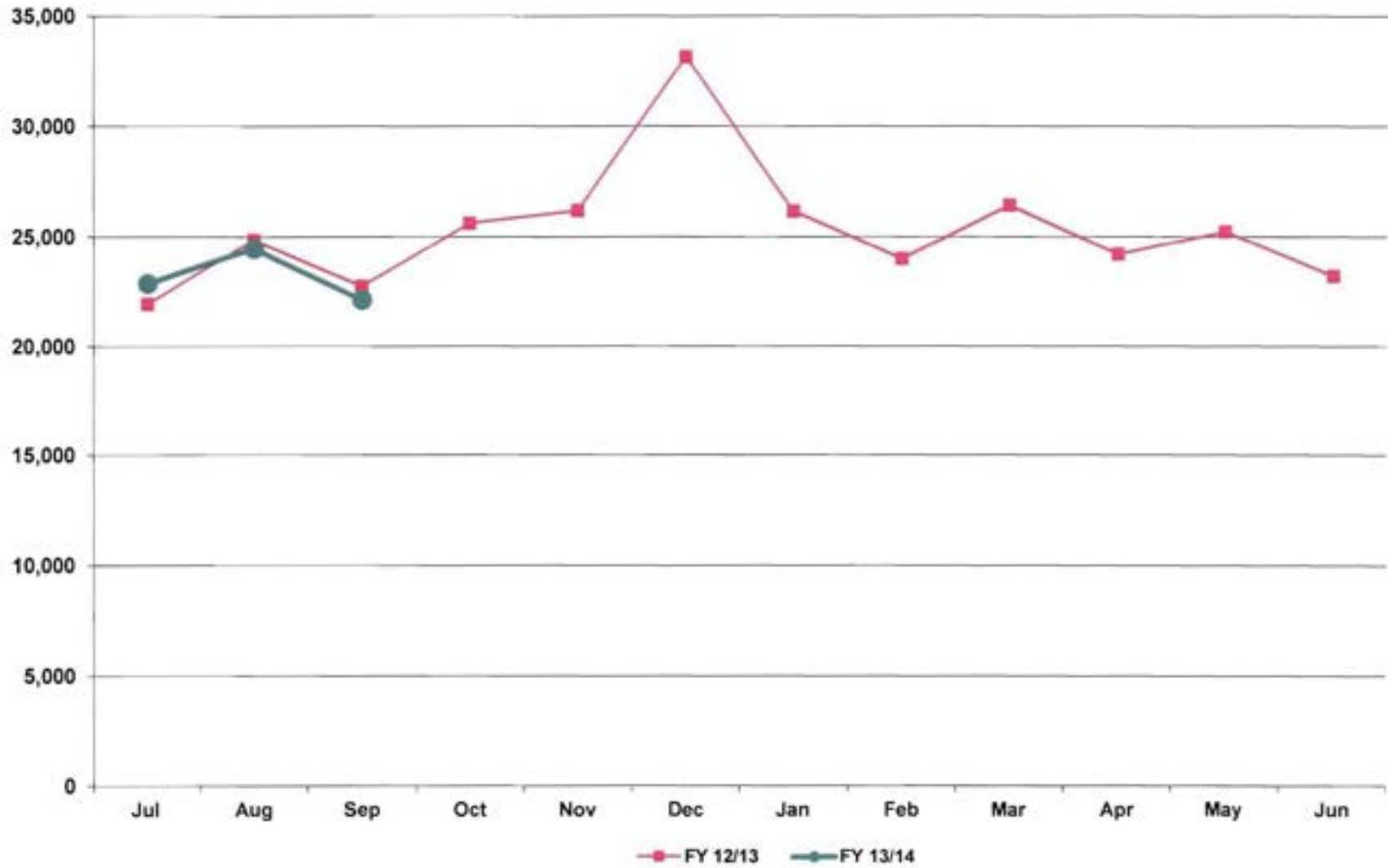
Phoenix Sky Harbor International Airport
Total International Enplaned/Deplaned Passengers
September 2013



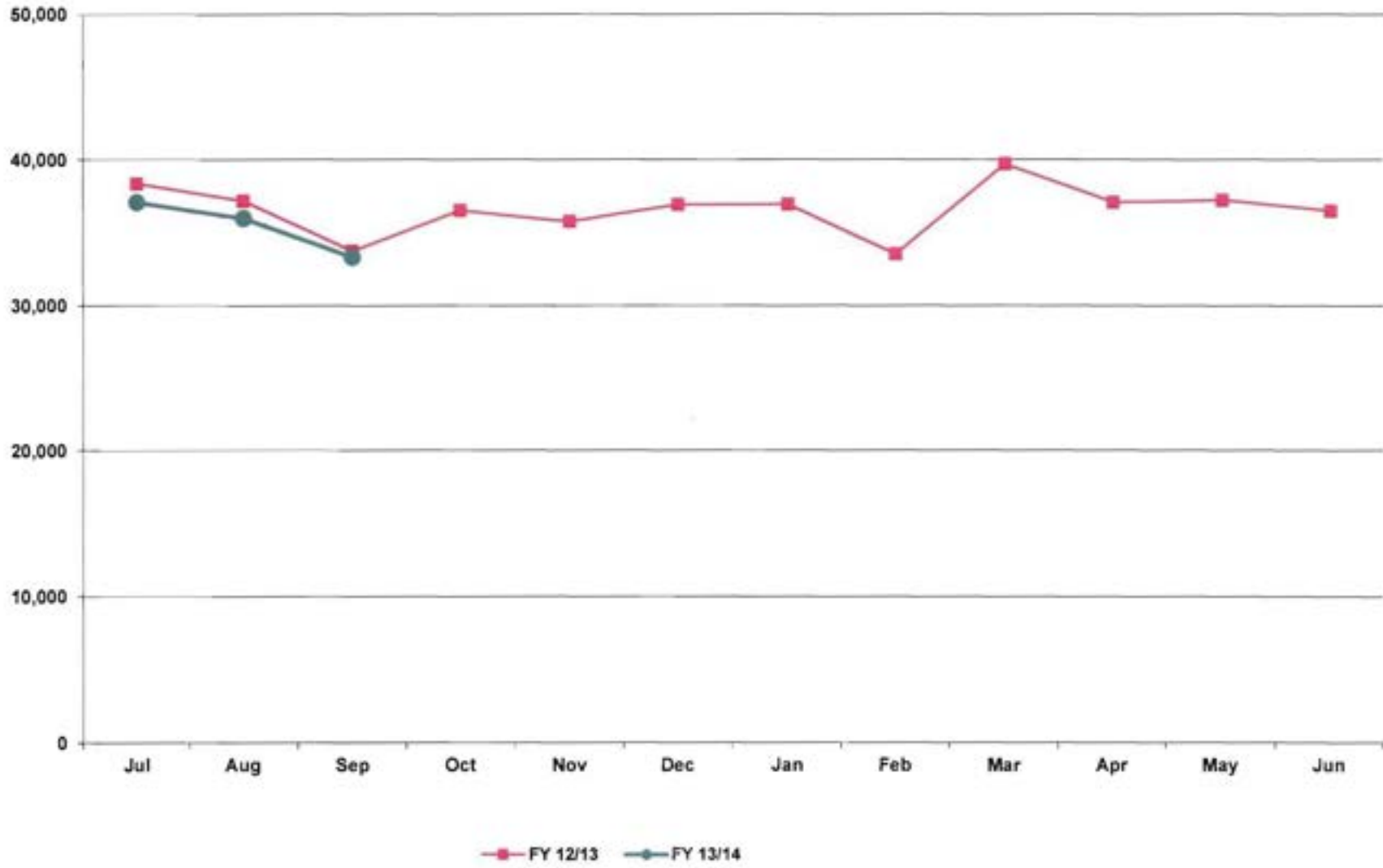
Phoenix Sky Harbor International Airport
Total Enplaned/Deplaned Passengers
September 2013



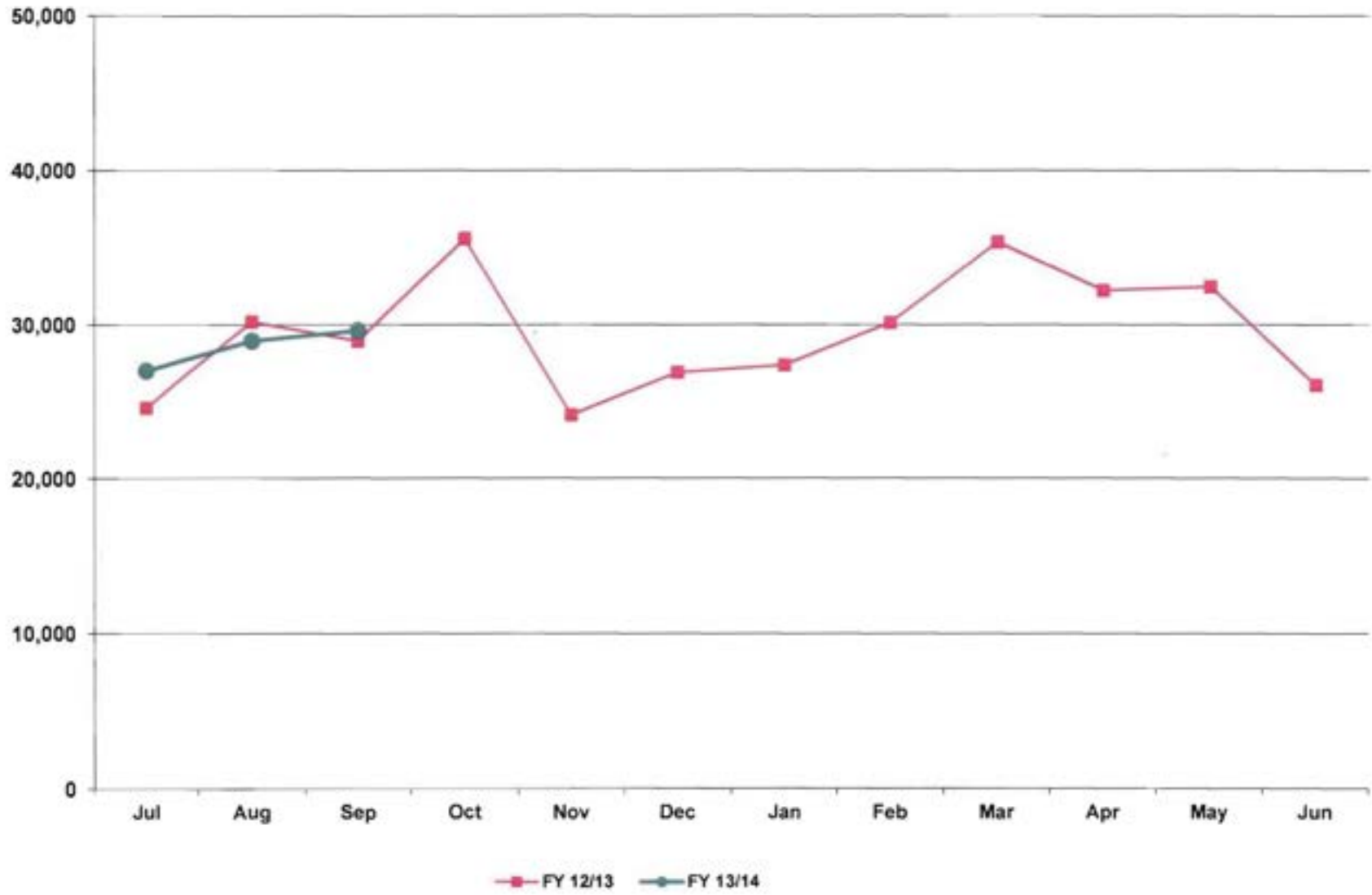
Phoenix Sky Harbor International Airport
Total Enplaned/Deplaned Cargo (Tons)
September 2013



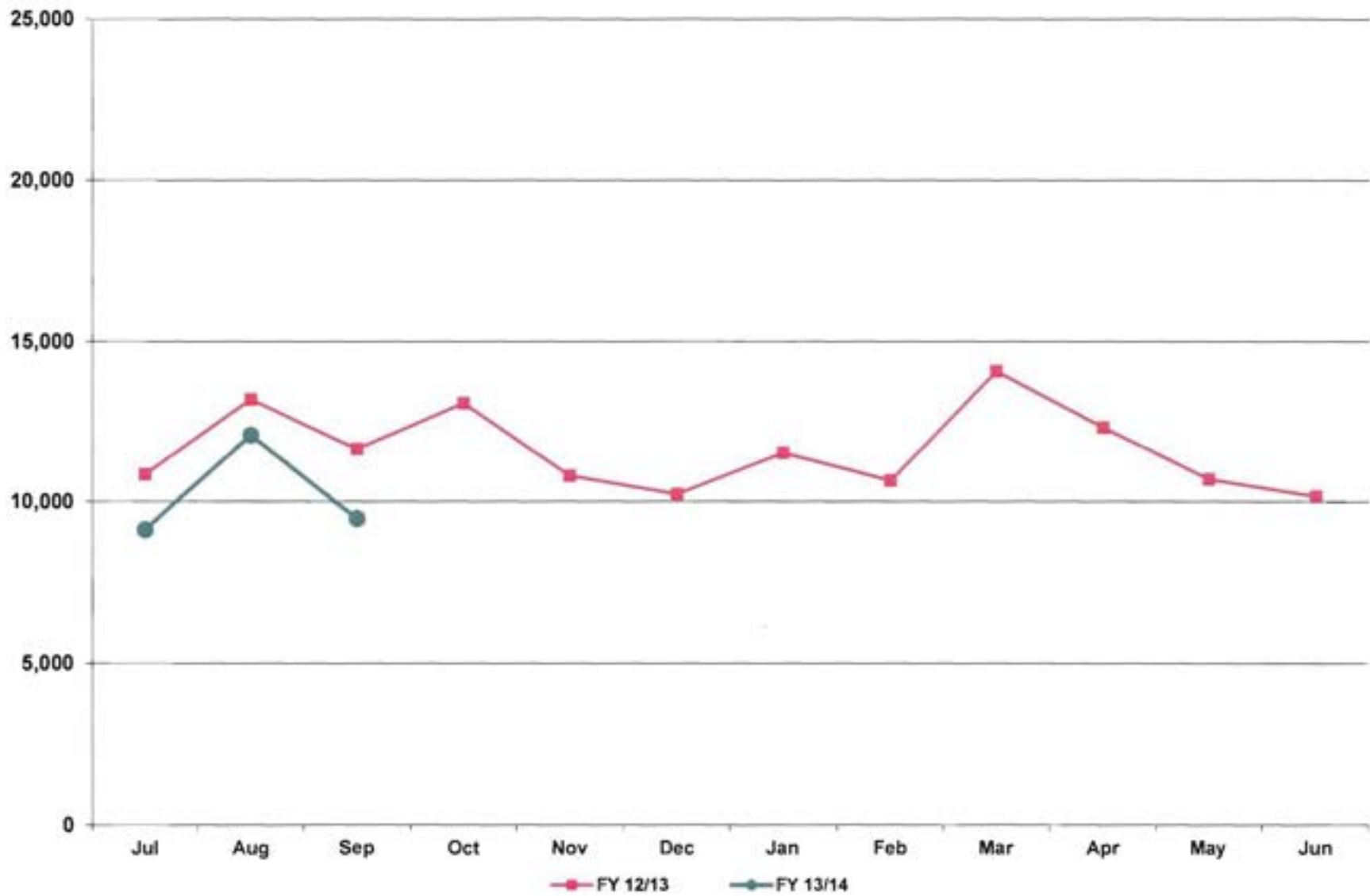
Phoenix Sky Harbor International Airport
Aircraft Operations
September 2013



Deer Valley Airport
Aircraft Operations
September 2013



Goodyear Airport
Aircraft Operations
September 2013



**City of Phoenix Aviation Department
Sky Harbor International Airport
Financial Management Division
Monthly Statistical Reports – October 2013
Table of Contents**

Reports:

- 1 Passengers, Cargo, and Aircraft Operations
- 2 Passenger Activity Report
- 3 Passenger and Activity Worksheet October 2013
- 4 Passenger and Activity Worksheet October 2012
- 5 Enplaned Passengers by Carrier for Fiscal Year 2013/14
- 6 Deplaned Passengers by Carrier for Fiscal Year 2013/14
- 7 Total Passengers by Carrier for Fiscal Year 2013/14
- 8 Enplaned Passengers by Carrier for Calendar Year 2013
- 9 Deplaned Passengers by Carrier for Calendar Year 2013
- 10 Total Passengers by Carrier for Calendar Year 2013
- 11 Airline Landing Weights – All Airlines for Fiscal Year 2013/14
- 12 Airline Landing Weights – Rates & Charges Airlines Only for Fiscal Year 2013/14

Graphs:

- 1 Domestic Enplaned / Deplaned Passengers Terminal 2
- 2 Domestic Enplaned / Deplaned Passengers Terminal 3
- 3 Domestic Enplaned / Deplaned Passengers Terminal 4
- 4 Total Domestic Enplaned / Deplaned Passengers
- 5 Total International Enplaned / Deplaned Passengers
- 6 Total Enplaned / Deplaned Passengers
- 7 Total Enplaned / Deplaned Cargo (in Tons)
- 8 Sky Harbor International Airport Aircraft Operations
- 9 Deer Valley Airport Aircraft Operations
- 10 Goodyear Airport Aircraft Operations

PASSENGERS, CARGO, AND AIRCRAFT OPERATIONS AT PHOENIX AIRPORTS: October 2013

October	2013	2012	%Chg	Fiscal YTD 2013/14	Fiscal YTD 2012/2013	%Chg	Calendar YTD 2013	Calendar YTD 2012	%Chg
PASSENGERS									
T2	107,900	109,305	-1.3%	375,176	395,245	-5.1%	1,082,816	1,137,995	-4.8%
T3	196,939	189,659	3.8%	728,893	709,303	2.8%	1,978,114	1,962,858	0.8%
T4	1,264,641	1,292,580	-2.2%	5,080,479	5,186,516	-2.0%	12,837,315	12,855,821	-0.1%
International	74,024	79,926	-7.4%	276,963	307,120	-9.8%	908,852	921,234	-1.3%
Total Enplaned	1,643,504	1,671,470	-1.7%	6,461,511	6,598,184	-2.1%	16,807,097	16,877,908	-0.4%
T2	112,175	113,743	-1.4%	388,557	404,358	-3.9%	1,075,776	1,131,533	-4.9%
T3	192,067	196,983	-2.5%	739,536	739,332	0.0%	1,979,311	1,991,472	-0.6%
T4	1,284,147	1,309,663	-1.9%	5,145,189	5,242,593	-1.9%	12,826,216	12,831,762	0.0%
International	78,023	82,881	-5.9%	287,103	316,295	-9.2%	900,144	919,144	-2.1%
Total Deplaned	1,666,412	1,703,270	-2.2%	6,560,385	6,702,578	-2.1%	16,781,447	16,873,911	-0.5%
Total	3,309,916	3,374,740	-1.9%	13,021,896	13,300,762	-2.1%	33,588,544	33,751,819	-0.5%
CARGO									
Freight enplaned	11,830	11,417	3.6%	45,264	42,579	6.3%	113,301	107,598	5.3%
Freight deplaned	10,962	11,305	-3.0%	40,308	42,210	-4.5%	104,481	104,139	0.3%
Total Freight	22,792	22,722	0.3%	85,572	84,789	0.9%	217,782	211,737	2.9%
Mail enplaned	1,654	1,339	23.5%	5,370	4,771	12.6%	13,091	14,294	-8.4%
Mail deplaned	1,457	1,562	-6.7%	4,501	5,623	-20.0%	13,814	16,276	-15.1%
Total Mail	3,111	2,901	7.2%	9,871	10,394	-5.0%	26,905	30,570	-12.0%
Total (Tons)	25,903	25,623	1.1%	95,443	95,183	0.3%	244,687	242,307	1.0%
AIRCRAFT OPERATIONS									
Air Carrier/Air Taxi	34,160	34,470	-0.9%	135,451	138,739	-2.4%	344,540	357,032	-3.5%
General Aviation	1,742	1,880	-7.3%	6,506	6,594	-1.3%	17,459	18,094	-3.5%
Military	107	230	-53.5%	699	714	-2.1%	2,003	2,256	-11.2%
Sky Harbor International	36,009	36,580	-1.6%	142,656	146,047	-2.3%	364,002	377,382	-3.5%
Air Carrier/Air Taxi	378	412	-8.3%	1,426	1,390	2.6%	3,722	4,137	-10.0%
General Aviation	32,782	35,202	-6.9%	117,451	118,074	-0.5%	298,988	310,108	-3.6%
Military	5	9	-44.4%	41	15	173.3%	68	73	-6.8%
Deer Valley Airport	33,165	35,623	-6.9%	118,918	119,479	-0.5%	302,778	314,318	-3.7%
Air Carrier/Air Taxi	69	69	0.0%	297	203	46.3%	771	472	63.3%
General Aviation	6,903	12,524	-44.9%	36,472	45,897	-20.5%	103,547	117,294	-11.7%
Military	388	498	-22.1%	1,306	2,718	-51.9%	3,230	5,352	-39.6%
Goodyear Airport	7,360	13,091	-43.8%	38,075	48,818	-22.0%	107,548	123,118	-12.6%
Total	76,534	85,294	-10.3%	299,649	314,344	-4.7%	774,328	814,818	-5.0%

Passenger Activity Report * * * Sky Harbor International Airport * * * October 2013

Airline	Enplaned Passengers			Deplaned Passengers			Total Passengers		
	2013	2012	% Chg	2013	2012	% Chg	2013	2012	% Chg
TERMINAL 2									
Alaska Airlines	25,823	24,167	6.9%	27,906	25,820	8.1%	53,729	49,987	7.5%
Continental Airlines		51,297	-100.0%		53,644	-100.0%		104,941	-100.0%
Great Lakes Aviation	940	588	59.9%	918	608	51.0%	1,858	1,196	55.4%
United Airlines	81,137	33,253	144.0%	83,351	33,671	147.5%	164,488	66,924	145.8%
Total	107,900	109,305	-1.3%	112,175	113,743	-1.4%	220,075	223,048	-1.3%
TERMINAL 3									
American Airlines	58,494	54,203	7.9%	61,608	55,839	10.3%	120,102	110,042	9.1%
Delta Air Lines	101,315	100,401	0.9%	104,309	103,788	0.5%	205,624	204,189	0.7%
Frontier Airlines	18,589	18,651	-0.3%	6,888	20,161	-65.8%	25,477	38,812	-34.4%
Hawaiian Airlines	7,486	7,414	1.0%	7,493	7,450	0.6%	14,979	14,864	0.8%
jetBlue Airways	7,410	7,379	0.4%	7,857	7,642	2.8%	15,267	15,021	1.6%
MN Airlines dba Sun Country	2,842	1,611	76.4%	3,104	2,103	47.6%	5,946	3,714	60.1%
Spirit Airlines	803		N/A	808		N/A	1,611		N/A
Total	196,939	189,659	3.8%	192,067	196,983	-2.5%	389,006	386,642	0.6%
TERMINAL 4									
Aerovias de Mexico dba Aeromexico	940	1,160	-19.0%	803	1,004	-20.0%	1,743	2,164	-19.5%
Air Canada	4,877	5,341	-8.7%	5,207	5,336	-2.4%	10,084	10,677	-5.6%
AirTran Airways		3,953	-100.0%		4,021	-100.0%		7,974	-100.0%
British Airways	8,802	7,556	16.5%	9,937	8,514	16.7%	18,739	16,070	16.6%
Southwest Airlines	519,204	523,098	-0.7%	527,814	530,628	-0.5%	1,047,018	1,053,726	-0.6%
US Airways	796,828	824,507	-3.4%	808,792	834,659	-3.1%	1,605,620	1,659,166	-3.2%
WestJet	8,014	6,891	16.3%	9,298	8,382	10.9%	17,312	15,273	13.4%
Total	1,338,665	1,372,506	-2.5%	1,361,851	1,392,544	-2.2%	2,700,516	2,765,050	-2.3%
GRAND TOTAL	1,643,504	1,671,470	-1.7%	1,666,093	1,703,270	-2.2%	3,309,597	3,374,740	-1.9%

Sky Harbor International Airport - Passenger and Activity Worksheet October 2013

Airline	Enplaned Passengers				Deplaned Passengers			Freight		Mail		Landed Weight	Landings	
	Domestic	Connect	Internat'l	Total	Domestic	Internat'l	Total	Enplaned	Deplaned	Enplaned	Deplaned			
TERMINAL 2														
Alaska Airlines	25,823			25,823	27,906		27,906	4,948	35,055			27,145,700	190	
Continental Airlines														
Great Lakes Aviation	940			940	918		918	323	266			3,091,200	192	
United Airlines	81,137			81,137	83,351		83,351	44,564	46,285	220,061	321,094	87,908,072	731	
Subtotal Terminal 2	107,900			107,900	112,175		112,175	49,835	81,607	220,061	321,094	118,144,972	1,113	
TERMINAL 3														
American Airlines	58,494			58,494	61,608		61,608	1,733	21,433		41	59,609,000	548	
Delta Air Lines	101,315			101,315	104,309		104,309	20,841	90,599	317,326	464,756	111,951,100	785	
Frontier Airlines	18,589			18,589	6,888		6,888					19,420,220	144	
Hawaiian Airlines	7,486			7,486	7,493		7,493	115,062	120,434			9,895,000	31	
jetBlue Airways	7,410			7,410	7,857		7,857					8,804,000	62	
MN Airlines dba Sun Country	2,842			2,842	3,104		3,104				29,903	4,302,400	32	
Spirit Airlines	803			803	808		808					965,188	7	
Subtotal Terminal 3	196,939			196,939	192,067		192,067	137,636	232,466	317,326	494,700	214,946,908	1,609	
TERMINAL 4														
Aerovias de Mexico dba Aeromexico			940	940		803	803					1,319,019	31	
Air Canada			4,877	4,877		5,207	5,207	2,609	2,826			5,418,200	39	
AirTran Airways														
British Airways			8,802	8,802		9,937	9,937	338,120	351,300			19,488,832	31	
Southwest Airlines	382,674	136,530		519,204	528,133		528,133	1,274,123	1,339,485			609,208,000	4,871	
US Airways	416,004	329,433	51,391	796,828	756,014	52,778	808,792	1,905,119	1,811,258	2,697,632	1,992,550	966,980,200	7,906	
WestJet			8,014	8,014		9,298	9,298					9,916,900	71	
Subtotal Terminal 4	798,678	465,963	74,024	1,338,665	1,284,147	78,023	1,362,170	3,519,971	3,504,869	2,697,632	1,992,550	1,612,331,151	12,949	
Total Passenger Airlines	1,103,517	465,963	74,024	1,643,504	1,588,389	78,023	1,666,412	3,707,442	3,818,942	3,235,019	2,808,344	1,945,423,031	15,671	
AIR CARGO (SOUTH)														
Federal Express								11,754,112	8,882,570			59,851,300	156	
United Parcel Service								5,853,572	6,536,745	72,447	106,410	37,141,200	121	
Subtotal Air Cargo (South)								17,607,684	15,419,315	72,447	106,410	96,992,500	277	
AIR CARGO (WEST)														
ABX Air								1,737,776	1,815,542			12,534,000	46	
Airnet Systems								11,460	11,441			377,700	24	
Ameriflight								377,932	501,104			4,689,674	366	
Empire Airlines								102,413	87,629			833,000	98	
IFL Group								114,911	270,056			1,160,000	20	
Subtotal Air Cargo (West)								2,344,492	2,685,772			19,594,374	554	
Total Cargo Airlines								19,952,176	18,105,087	72,447	106,410	116,586,874	831	
Grand Total	1,103,517	465,963	74,024	1,643,504	1,588,389	78,023	1,666,412	23,659,618	21,924,029	3,307,466	2,914,754	2,062,009,905	16,502	
Total All Passengers:	3,309,916							Total Air Cargo in Tons:		11,830	+ 10,962	+ 1,654	+ 1,457	= 25,903

Sky Harbor International Airport - Passenger and Activity Worksheet October 2012

Airline	Enplaned Passengers				Deplaned Passengers			Freight		Mail		Landed Weight	Landings
	Domestic	Connect	Internat'l	Total	Domestic	Internat'l	Total	Enplaned	Deplaned	Enplaned	Deplaned		
TERMINAL 2													
Alaska Airlines	24,167			24,167	25,820		25,820	10,485	38,834			24,234,500	186
Continental Airlines	51,297			51,297	53,644		53,644	62,370	61,436	144,304	237,608	52,676,300	350
Great Lakes Aviation	588			588	608		608	174	175			2,479,400	154
United Airlines	33,253			33,253	33,671		33,671	12,806	13,153	63,790	102,717	39,637,599	388
Subtotal Terminal 2	109,305			109,305	113,743		113,743	85,835	113,598	208,094	340,325	119,027,799	1,078
TERMINAL 3													
American Airlines	54,203			54,203	55,839		55,839	5,585	56,978			52,088,560	489
Delta Air Lines	100,401			100,401	103,788		103,788	25,158	121,440	188,787	304,385	110,143,800	767
Frontier Airlines	18,651			18,651	20,161		20,161	4,739	53,592			20,708,843	163
Hawaiian Airlines	7,414			7,414	7,450		7,450	77,079	44,199			9,845,000	31
jetBlue Airways	7,379			7,379	7,642		7,642					7,952,000	56
Subtotal Terminal 3	189,659			189,659	196,983		196,983	112,561	276,209	224,093	323,247	203,327,403	1,525
TERMINAL 4													
Aerovias de Mexico dba Aeromexico			1,160	1,160		1,004	1,004					1,319,019	31
Air Canada			5,341	5,341		5,336	5,336	2,257	287	4,133	142	5,867,560	38
AirTran Airways	3,953			3,953	4,021		4,021					3,968,000	31
British Airways			7,556	7,556		8,514	8,514	277,354	350,581			16,345,472	26
Southwest Airlines	387,180	135,918		523,098	530,628		530,628	1,398,523	1,448,976			629,630,000	5,044
US Airways	418,129	347,400	58,978	824,507	775,014	59,645	834,659	1,805,519	1,635,200	2,242,002	2,332,275	956,367,500	8,032
WestJet			6,891	6,891		8,382	8,382					8,730,500	64
Subtotal Terminal 4	809,262	483,318	79,926	1,372,506	1,309,663	82,881	1,392,544	3,483,653	3,435,044	2,246,135	2,332,417	1,622,228,051	13,266
Total Passenger Airlines	1,108,226	483,318	79,926	1,671,470	1,620,389	82,881	1,703,270	3,682,049	3,824,851	2,678,322	2,995,989	1,944,583,263	15,869
AIR CARGO (SOUTH)													
Federal Express								11,079,586	10,385,688			51,856,900	129
United Parcel Service								5,889,526	5,883,968		127,916	35,570,000	117
Subtotal Air Cargo (South)								16,769,112	16,269,656		127,916	87,426,900	246
AIR CARGO (WEST)													
Airnet Systems								23,623	27,763			577,200	47
Ameriflight								420,366	389,040			4,529,074	349
DHL Express/Atlas Air													
Empire Airlines								122,594	102,488			850,000	100
iFL Group								131,799	234,628			1,392,000	24
Subtotal Air Cargo (West)								2,382,261	2,515,661			19,675,274	565
Total Cargo Airlines								19,151,373	18,785,317		127,916	107,102,174	811
Grand Total	1,108,226	483,318	79,926	1,671,470	1,620,389	82,881	1,703,270	22,833,422	22,610,168	2,678,322	3,123,905	2,051,685,427	16,680
Total All Passengers:	3,374,740							Total Air Cargo in Tons:	11,417	+ 11,305	+ 1,339	+ 1,562	= 25,623

Sky Harbor International Airport - Enplaned Passengers by Carrier
Fiscal Year 2013/14

Airline	Jul	Aug	Sep	Oct	Nov	Dec	Jan	Feb	Mar	Apr	May	Jun	Total
TERMINAL 2													
Alaska Airlines	23,135	23,318	20,263	25,823									92,539
Great Lakes Aviation	1,296	1,296	1,106	940									4,638
United Airlines	61,962	63,909	70,991	81,137									277,999
Total	86,393	88,523	92,360	107,900									375,176
TERMINAL 3													
American Airlines	48,924	47,219	50,900	58,494									205,537
Delta Air Lines	106,435	102,435	87,791	101,315									397,976
Frontier Airlines	13,306	14,170	16,235	18,589									62,300
Hawaiian Airlines	7,241	6,817	6,733	7,486									28,277
jetBlue Airways	8,246	7,865	6,067	7,410									29,588
MN Airlines dba Sun Country			1,570	2,842									4,412
Spirit Airlines				803									803
Total	184,152	178,506	169,296	196,939									728,893
TERMINAL 4													
Aerovias de Mexico dba Aeromexico	1,055	871	806	940									3,672
Air Canada	3,202	3,415	3,257	4,877									14,751
British Airways	7,880	8,685	9,336	8,802									34,703
Southwest Airlines	540,624	505,483	459,911	519,204									2,025,222
US Airways	895,105	857,831	708,436	796,828									3,258,200
WestJet	3,921	4,308	4,651	6,014									20,894
Total	1,451,787	1,380,593	1,186,397	1,338,665									5,357,442
GRAND TOTAL	1,722,332	1,647,622	1,448,053	1,643,504									6,461,511

Sky Harbor International Airport - Deplaned Passengers by Carrier
Fiscal Year 2013/14

Airline	Jul	Aug	Sep	Oct	Nov	Dec	Jan	Feb	Mar	Apr	May	Jun	Total
TERMINAL 2													
Alaska Airlines	22,606	24,814	22,581	27,906									97,907
Great Lakes Aviation	1,368	1,368	1,252	918									4,906
United Airlines	64,294	65,758	72,341	83,351									285,744
Total	88,268	91,940	96,174	112,175									388,557
TERMINAL 3													
American Airlines	51,946	49,723	54,042	61,608									217,319
Delta Air Lines	104,870	104,267	91,060	104,309									404,506
Frontier Airlines	14,390	15,178	15,543	6,888									51,999
Hawaiian Airlines	7,411	7,602	7,144	7,493									29,650
jetBlue Airways	8,398	7,848	6,384	7,857									30,487
MN Airlines dba Sun Country			1,663	3,104									4,767
Spirit Airlines				808									808
Total	187,015	184,618	175,836	192,067									739,536
TERMINAL 4													
Aerovias de Mexico dba Aeromexico	1,200	752	380	803									3,135
Air Canada	3,203	3,396	3,258	5,207									15,064
British Airways	10,312	9,272	9,559	9,937									39,080
Southwest Airlines	548,813	500,334	466,475	528,133									2,043,755
US Airways	916,874	867,099	715,371	808,792									3,308,136
WestJet	4,286	4,592	4,946	9,298									23,122
Total	1,484,688	1,385,445	1,199,989	1,362,170									5,432,292
GRAND TOTAL	1,759,971	1,662,003	1,471,999	1,666,412									6,560,385

Sky Harbor International Airport - Total Passengers by Carrier
Fiscal Year 2013/14

Airline	Jul	Aug	Sep	Oct	Nov	Dec	Jan	Feb	Mar	Apr	May	Jun	Total
TERMINAL 2													
Alaska Airlines	45,741	48,132	42,844	53,729									190,446
Great Lakes Aviation	2,664	2,664	2,358	1,858									9,544
United Airlines	126,256	129,667	143,332	164,488									563,743
Total	174,661	180,463	188,534	220,075									763,733
TERMINAL 3													
American Airlines	100,870	96,942	104,942	120,102									422,856
Delta Air Lines	211,305	206,702	178,851	205,624									802,482
Frontier Airlines	27,696	29,348	31,778	25,477									114,299
Hawaiian Airlines	14,652	14,419	13,877	14,979									57,927
jetBlue Airways	16,644	15,713	12,451	15,267									60,075
MN Airlines dba Sun Country			3,233	5,946									9,179
Spirit Airlines				1,611									1,611
Total	371,167	363,124	345,132	389,006									1,468,429
TERMINAL 4													
Aerovias de Mexico dba Aeromexico	2,255	1,623	1,186	1,743									6,807
Air Canada	6,405	6,811	6,515	10,084									29,815
British Airways	18,192	17,957	18,895	18,739									73,783
Southwest Airlines	1,089,437	1,005,817	926,386	1,047,337									4,068,977
US Airways	1,811,979	1,724,930	1,423,807	1,605,620									6,566,336
WestJet	8,207	8,900	9,597	17,312									44,016
Total	2,936,475	2,766,038	2,386,386	2,700,835									10,789,734
GRAND TOTAL	3,482,303	3,309,625	2,920,052	3,309,916									13,021,896

Sky Harbor International Airport - Enplaned Passengers by Carrier
Calendar Year 2013

Airline	Jan	Feb	Mar	Apr	May	Jun	Jul	Aug	Sep	Oct	Nov	Dec	Total
TERMINAL 2													
Alaska Airlines	28,877	27,716	36,092	33,908	30,068	22,603	23,135	23,318	20,263	25,823			271,803
Continental Airlines	42,170	35,956	63,366										141,492
Great Lakes Aviation	394	396	601	700	1,082	1,155	1,296	1,296	1,106	940			8,966
United Airlines	40,524	43,749	44,312	93,599	89,720	70,652	61,962	63,909	70,991	81,137			660,555
Total	111,965	107,817	144,371	128,207	120,870	94,410	86,393	88,523	92,360	107,900			1,082,816
TERMINAL 3													
American Airlines	64,504	62,167	73,012	57,944	60,557	52,870	48,924	47,219	50,900	58,494			576,591
Delta Air Lines	94,082	96,872	130,232	121,970	110,325	108,177	106,435	102,435	87,791	101,315			1,059,634
Frontier Airlines	19,448	18,691	23,612	19,077	16,037	14,803	13,306	14,170	16,235	18,589			173,968
Hawaiian Airlines	7,249	6,309	7,554	6,858	7,457	7,647	7,241	6,817	6,733	7,486			71,351
jetBlue Airways	6,846	6,261	8,305	7,792	8,479	8,079	8,246	7,865	6,067	7,410			75,350
MN Airlines dba Sun Country	2,784	3,172	4,236	3,434	2,379				1,570	2,642			20,417
Spirit Airlines										803			803
Total	194,913	193,472	246,951	217,075	205,234	191,576	184,152	178,506	169,296	196,939			1,978,114
TERMINAL 4													
Aerovias de Mexico dba Aeromexico	1,095	751	859	884	990	1,034	1,055	871	806	940			9,285
Air Canada	8,608	8,904	11,408	9,337	4,389	3,670	3,202	3,415	3,257	4,877			61,067
AirTran Airways	530												530
British Airways	6,981	5,068	8,179	8,746	10,023	9,824	7,880	8,685	9,336	8,602			83,524
Southwest Airlines	477,007	465,483	585,281	540,629	558,184	549,938	540,624	505,483	459,911	519,204			5,201,744
US Airways	786,034	714,822	921,123	821,104	861,202	900,684	895,105	857,831	708,436	796,828			8,263,169
WestJet	21,824	23,229	26,503	24,180	6,251	3,967	3,921	4,308	4,651	8,014			126,848
Total	1,302,079	1,218,257	1,553,353	1,404,880	1,441,039	1,469,117	1,451,787	1,380,593	1,186,397	1,338,665			13,746,167
GRAND TOTAL	1,608,957	1,519,546	1,944,675	1,750,162	1,767,143	1,755,103	1,722,332	1,647,622	1,448,053	1,643,504			16,807,097

Sky Harbor International Airport - Deplaned Passengers by Carrier
Calendar Year 2013

Airline	Jan	Feb	Mar	Apr	May	Jun	Jul	Aug	Sep	Oct	Nov	Dec	Total
TERMINAL 2													
Alaska Airlines	30,441	28,669	37,050	31,098	27,165	20,958	22,606	24,814	22,581	27,906			273,288
Continental Airlines	41,930	36,677	63,595										142,202
Great Lakes Aviation	459	382	625	678	1,163	1,160	1,368	1,368	1,252	918			9,373
United Airlines	39,446	43,007	43,616	86,444	84,393	68,263	64,294	65,758	72,341	83,351			650,913
Total	112,276	108,735	144,886	118,220	112,721	90,381	88,268	91,940	96,174	112,175			1,075,776
TERMINAL 3													
American Airlines	66,755	63,943	72,012	56,204	59,154	52,666	51,946	49,723	54,042	61,608			588,053
Delta Air Lines	98,562	98,878	132,322	110,880	105,569	103,770	104,870	104,267	91,060	104,309			1,054,487
Frontier Airlines	20,383	19,044	23,716	20,167	16,248	15,002	14,390	15,178	15,543	6,888			166,559
Hawaiian Airlines	7,470	6,489	7,718	7,324	7,344	7,119	7,411	7,602	7,144	7,493			73,114
jetBlue Airways	7,093	6,628	8,289	7,682	8,094	6,849	8,398	7,848	6,384	7,857			75,122
MN Airlines dba Sun Country	3,589	3,916	4,460	2,426	2,010				1,663	3,104			21,168
Spirit Airlines										808			808
Total	203,852	198,898	248,517	204,683	198,419	185,406	187,015	184,618	175,836	192,067			1,979,311
TERMINAL 4													
Aerovias de Mexico dba Aeromexico	1,191	714	974	673	863	896	1,200	752	380	803			8,446
Air Canada	9,000	9,596	11,155	8,593	3,945	3,016	3,203	3,396	3,258	5,207			60,369
AirTran Airways	504												504
British Airways	7,676	6,411	9,702	8,717	9,450	9,681	10,312	9,272	9,559	9,937			90,717
Southwest Airlines	482,367	467,815	592,093	504,657	536,598	534,532	548,813	500,334	466,475	528,133			5,161,817
US Airways	792,160	723,474	924,003	790,858	835,900	903,293	916,874	867,099	715,371	808,792			8,277,824
WestJet	23,128	24,809	27,446	18,455	5,737	3,986	4,286	4,592	4,946	9,298			126,683
Total	1,316,026	1,232,819	1,565,373	1,331,953	1,392,493	1,455,404	1,484,688	1,385,445	1,199,989	1,362,170			13,726,360
GRAND TOTAL	1,632,154	1,540,452	1,958,776	1,654,856	1,703,633	1,731,191	1,759,971	1,662,003	1,471,999	1,666,412			16,781,447

Sky Harbor International Airport - Total Passengers by Carrier
Calendar Year 2013

Airline	Jan	Feb	Mar	Apr	May	Jun	Jul	Aug	Sep	Oct	Nov	Dec	Total
TERMINAL 2													
Alaska Airlines	59,318	56,385	73,142	65,006	57,233	43,561	45,741	48,132	42,844	53,729			545,091
Continental Airlines	84,100	72,633	126,961										283,694
Great Lakes Aviation	853	778	1,226	1,378	2,245	2,315	2,664	2,664	2,358	1,858			18,339
United Airlines	79,970	86,756	87,928	180,043	174,113	138,915	126,256	129,667	143,332	164,488			1,311,468
Total	224,241	216,552	289,257	246,427	233,591	184,791	174,661	180,463	188,534	220,075			2,158,592
TERMINAL 3													
American Airlines	131,259	126,110	145,024	114,148	119,711	105,536	100,870	96,942	104,942	120,102			1,164,644
Delta Air Lines	192,644	195,750	262,554	232,850	215,894	211,947	211,305	206,702	178,851	205,624			2,114,121
Frontier Airlines	39,831	37,735	47,328	39,244	32,285	29,805	27,696	29,348	31,778	25,477			340,527
Hawaiian Airlines	14,719	12,798	15,272	14,182	14,801	14,766	14,652	14,419	13,877	14,979			144,465
jetBlue Airways	13,939	12,889	16,594	15,474	16,573	14,928	16,644	15,713	12,451	15,267			150,472
MN Airlines dba Sun Country	6,373	7,088	8,696	5,860	4,389				3,233	5,946			41,585
Spirit Airlines										1,611			1,611
Total	398,765	392,370	495,468	421,758	403,653	376,982	371,167	363,124	345,132	389,006			3,957,425
TERMINAL 4													
Aerovias de Mexico dba Aeromexico	2,286	1,465	1,833	1,557	1,853	1,930	2,255	1,623	1,186	1,743			17,731
Air Canada	17,608	18,500	22,563	17,930	8,334	6,686	6,405	6,811	6,515	10,084			121,436
AirTran Airways	1,034												1,034
British Airways	14,657	11,479	17,881	17,463	19,473	19,505	18,192	17,957	18,895	18,739			174,241
Southwest Airlines	959,374	933,298	1,177,374	1,045,286	1,094,782	1,084,470	1,089,437	1,005,817	926,386	1,047,337			10,363,561
US Airways	1,578,194	1,438,296	1,845,126	1,611,962	1,697,102	1,803,977	1,811,979	1,724,930	1,423,807	1,605,620			16,540,993
WestJet	44,952	48,038	53,949	42,635	11,988	7,953	8,207	8,900	9,597	17,312			253,531
Total	2,618,105	2,451,076	3,118,726	2,736,833	2,833,532	2,924,521	2,936,475	2,766,038	2,386,386	2,700,835			27,472,527
GRAND TOTAL	3,241,111	3,059,998	3,903,451	3,405,018	3,470,778	3,488,294	3,482,303	3,309,625	2,920,052	3,309,916			33,588,544

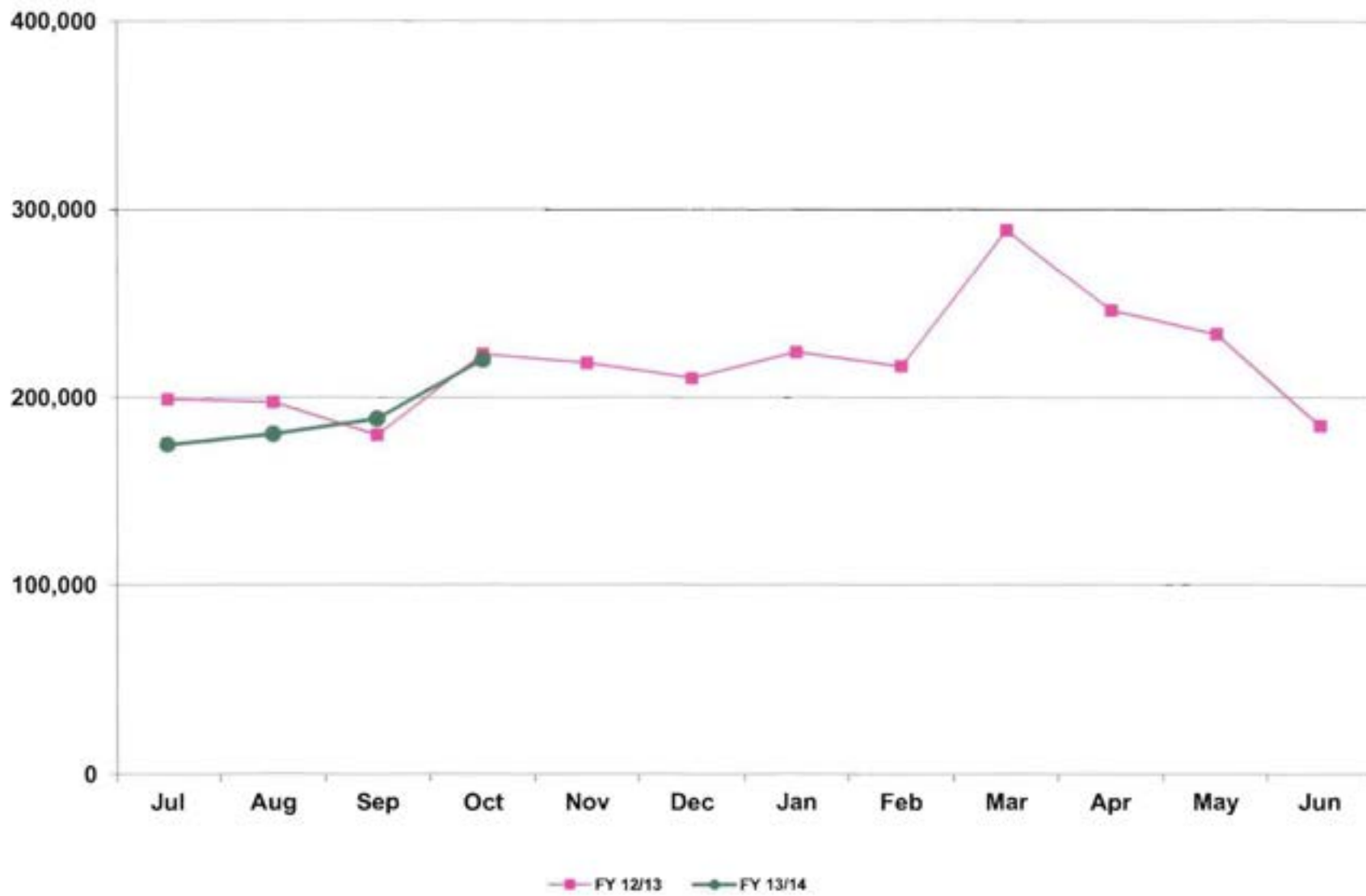
Sky Harbor International Airport
Landing Weights (in Thousands) Fiscal Year 2013/14 - All Airlines

Airline	Jul	Aug	Sep	Oct	Nov	Dec	Jan	Feb	Mar	Apr	May	Jun	Total
Aerovias de Mexico dba Aeromexico	1,319	1,234	1,276	1,319									5,148
Air Canada	4,170	4,170	4,043	5,418									17,801
Alaska Airlines	24,289	25,437	23,689	27,146									100,561
American Airlines	50,283	51,409	56,023	59,609									217,324
British Airways	19,489	19,489	18,860	19,489									77,327
Delta Air Lines	110,642	113,238	96,430	111,952									432,262
Frontier Airlines	14,191	15,539	17,436	19,420									66,586
Great Lakes Aviation	3,397	3,397	3,172	3,091									13,057
Hawaiian Airlines	9,920	9,920	9,600	9,895									39,335
jetBlue Airways	8,804	8,662	7,384	8,804									33,654
MN Airlines dba Sun Country			2,730	4,302									7,032
Southwest Airlines	639,666	620,036	579,508	609,208									2,448,418
Spirit Airlines				965									965
United Airlines	68,028	70,040	78,903	87,908									304,879
US Airways	1,042,358	992,210	871,669	966,980									3,873,217
WestJet	4,501	4,535	5,939	9,917									24,892
Passenger	2,001,057	1,939,316	1,776,662	1,945,423									7,662,458
ABX Air	11,729	12,361	10,608	12,534									47,232
Airnet Systems	432	479	326	378									1,615
Ameriflight	4,508	4,679	3,722	4,690									17,599
Empire Airlines	765	842	697	833									3,137
Federal Express	50,471	54,756	48,934	59,851									214,012
IFL Group	986	1,044	928	1,160									4,118
United Parcel Service	34,317	36,934	32,243	37,141									140,635
Cargo	103,208	111,095	97,458	116,587									428,348
Grand Total	2,104,265	2,050,411	1,874,120	2,062,010									8,090,806

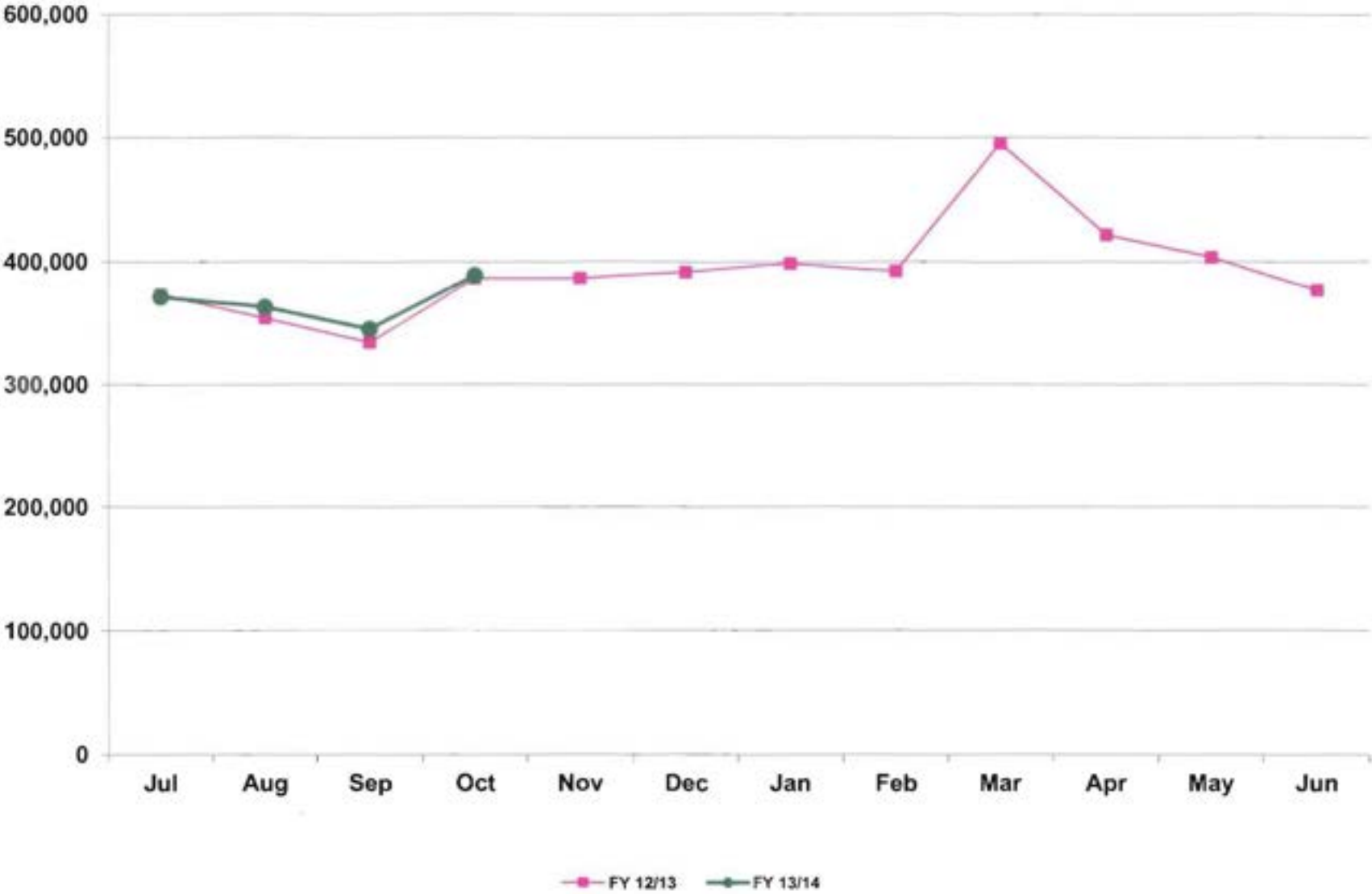
Sky Harbor International Airport
Landing Weights (in Thousands) Fiscal Year 2013/14 - Rates & Charges Airlines

Airline	Jul	Aug	Sep	Oct	Nov	Dec	Jan	Feb	Mar	Apr	May	Jun	Total
Aerovias de Mexico dba Aeromexico	1,319	1,234	1,276	1,319									5,148
Air Canada	4,170	4,170	4,043	5,418									17,801
Alaska Airlines	24,289	25,437	23,689	27,146									100,561
American Airlines	50,283	51,409	56,023	59,609									217,324
British Airways	19,489	19,489	18,860	19,489									77,327
Delta Air Lines	110,642	113,238	96,430	111,952									432,262
Frontier Airlines	14,191	15,539	17,436	19,420									66,586
Great Lakes Aviation	3,397	3,397	3,172	3,091									13,057
Hawaiian Airlines	9,920	9,920	9,600	9,895									39,335
jetBlue Airways	8,804	8,662	7,384	8,804									33,654
MN Airlines dba Sun Country			2,730	4,302									7,032
Southwest Airlines	639,666	620,036	579,508	609,208									2,448,418
Spirit Airlines				965									965
United Airlines	68,028	70,040	78,903	87,908									304,879
US Airways	1,042,358	992,210	871,669	966,980									3,873,217
WestJet	4,501	4,535	5,939	9,917									24,892
Passenger	2,001,057	1,939,316	1,776,662	1,945,423									7,662,458
ABX Air	11,729	12,361	10,608	12,534									47,232
Federal Express	50,471	54,756	48,934	59,851									214,012
IFL Group	986	1,044	928	1,160									4,118
United Parcel Service	34,317	36,934	32,243	37,141									140,635
Cargo	97,503	105,095	92,713	110,686									405,997
Grand Total	2,098,560	2,044,411	1,869,375	2,056,109									8,068,455

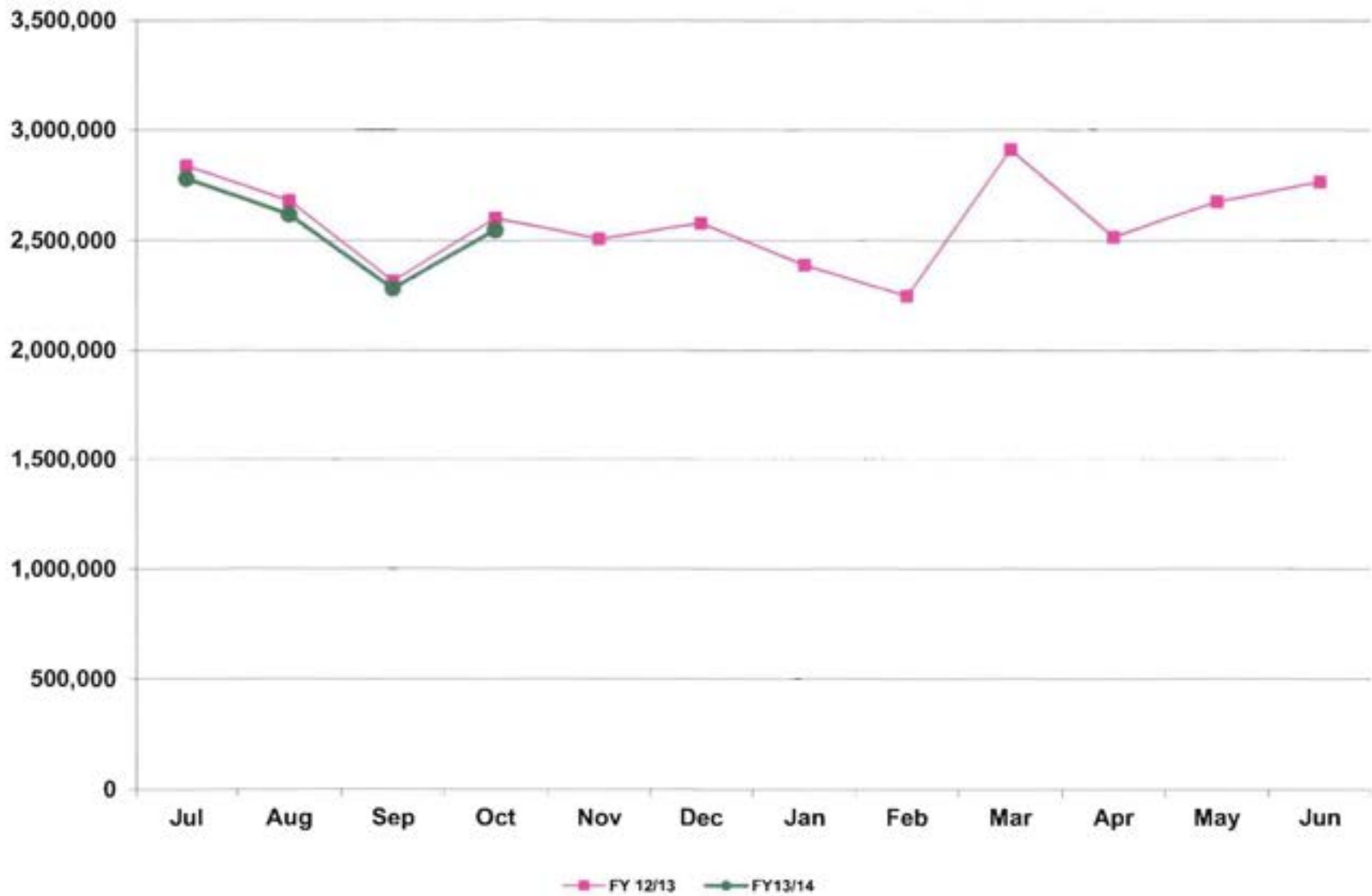
Phoenix Sky Harbor International Airport
Domestic Enplaned/Deplaned Passengers Terminal 2
October 2013



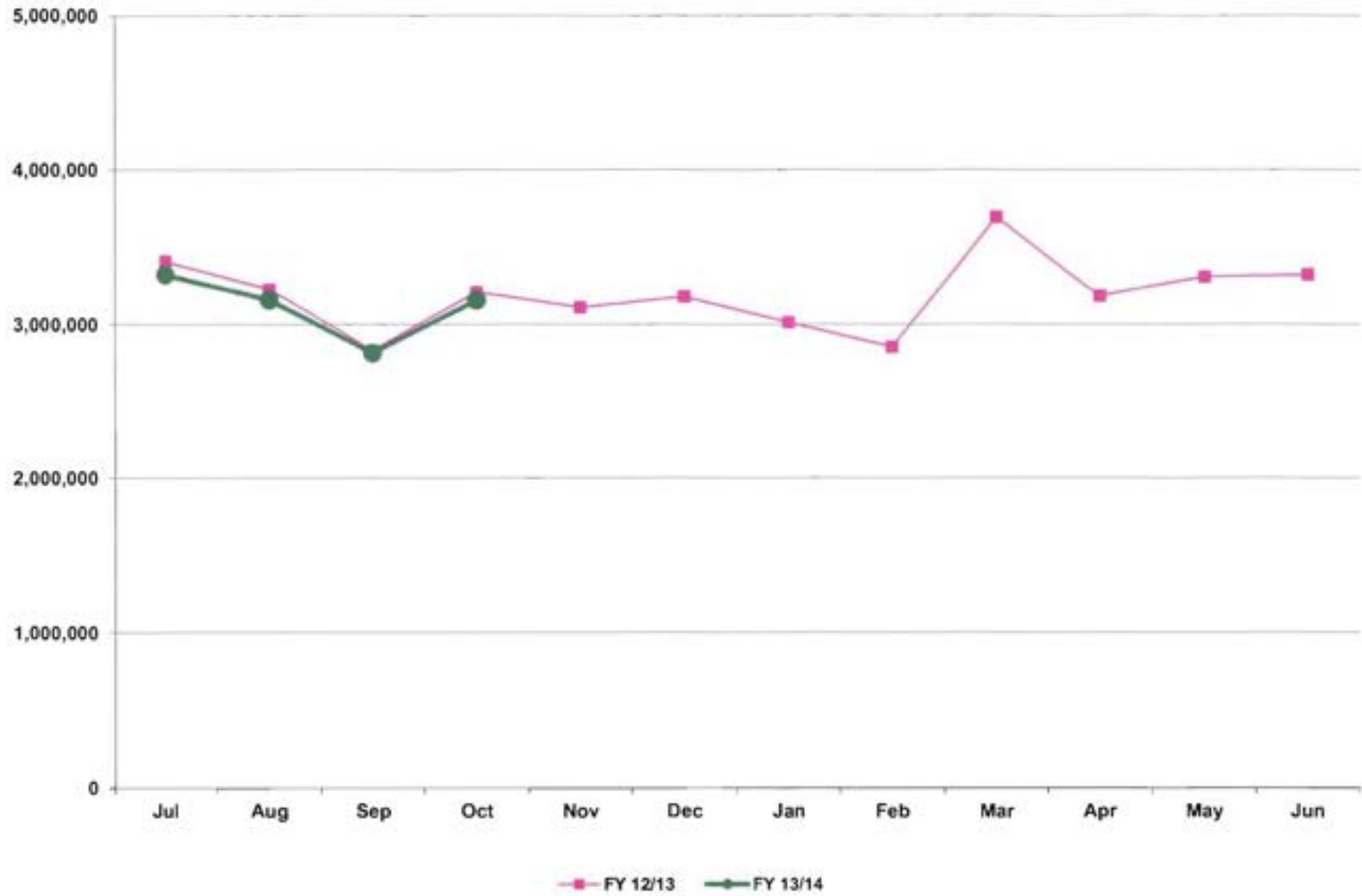
Phoenix Sky Harbor International Airport
Domestic Enplaned/Deplaned Passengers Terminal 3
October 2013



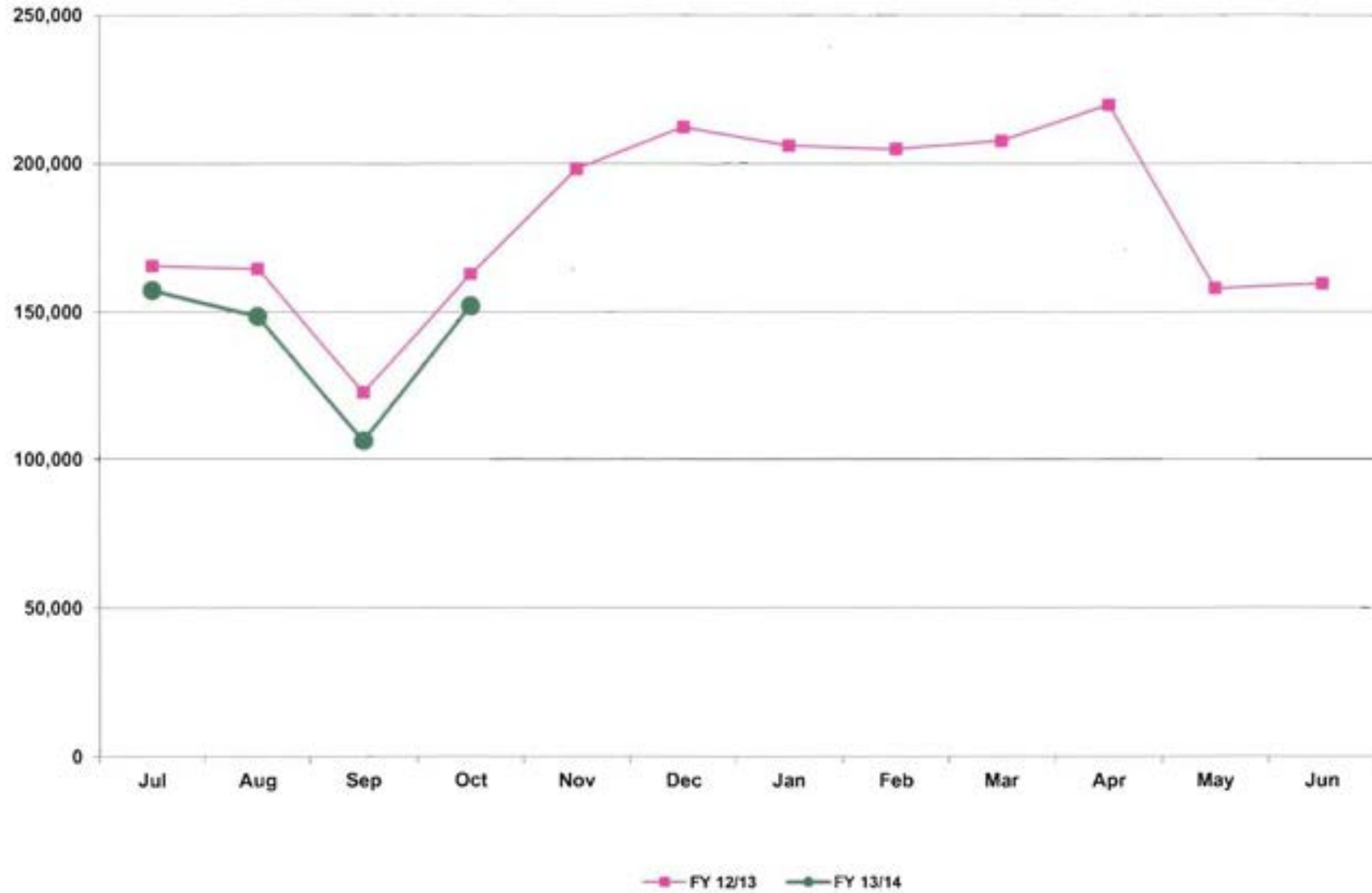
Phoenix Sky Harbor International Airport
Domestic Enplaned/Deplaned Passengers Terminal 4
October 2013



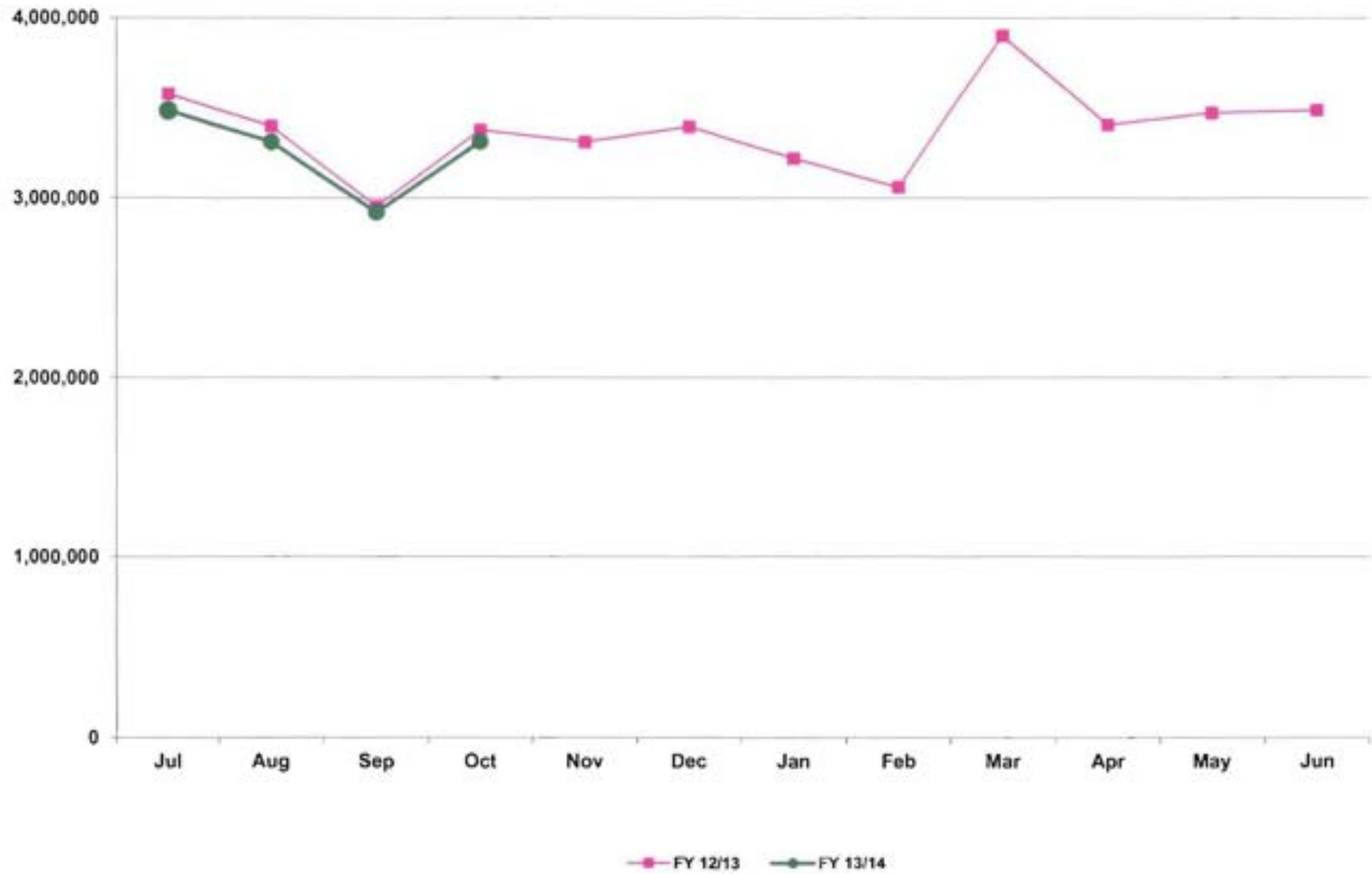
Phoenix Sky Harbor International Airport
Total Domestic Enplaned/Deplaned Passengers
October 2013



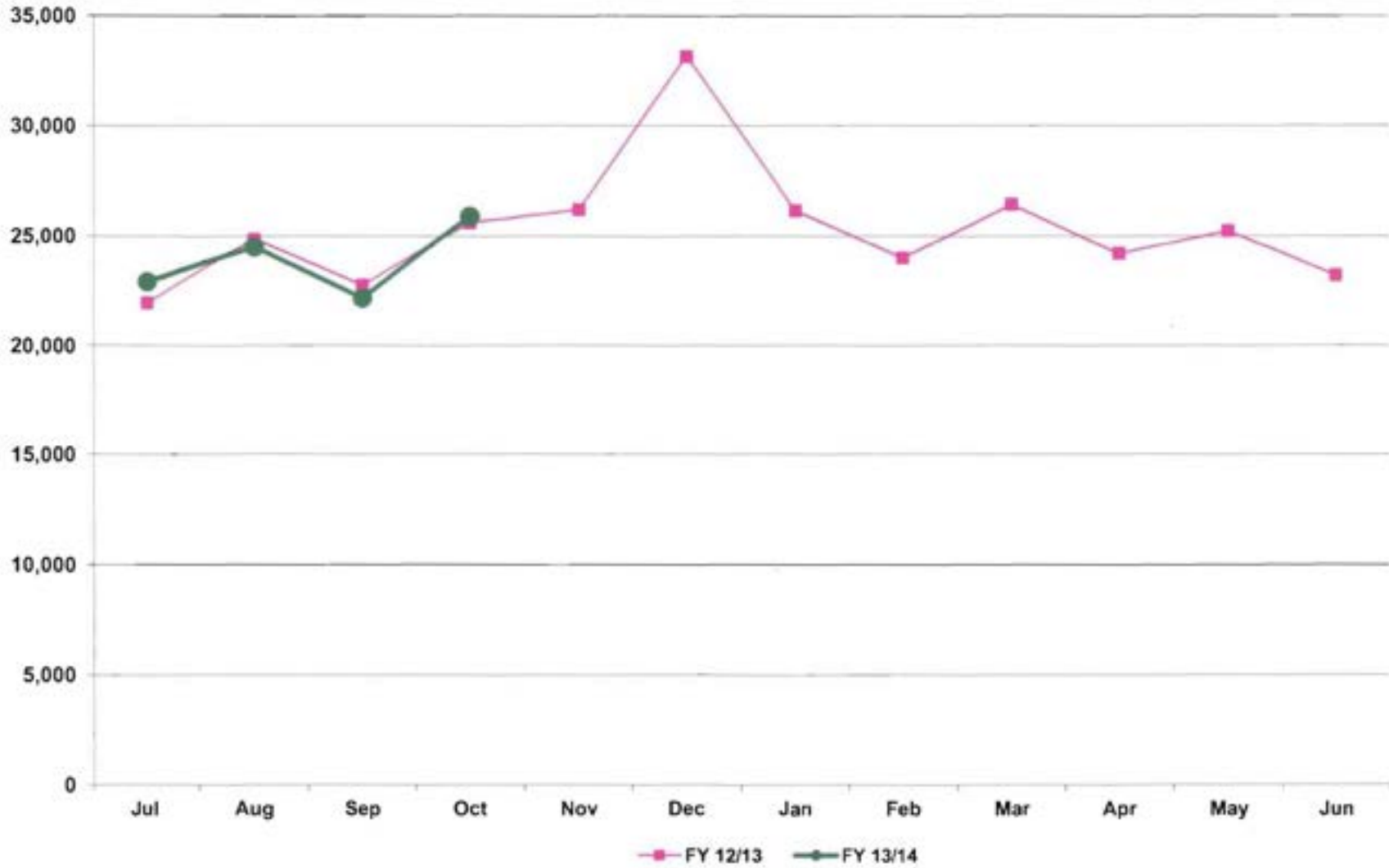
Phoenix Sky Harbor International Airport
Total International Enplaned/Deplaned Passengers
October 2013



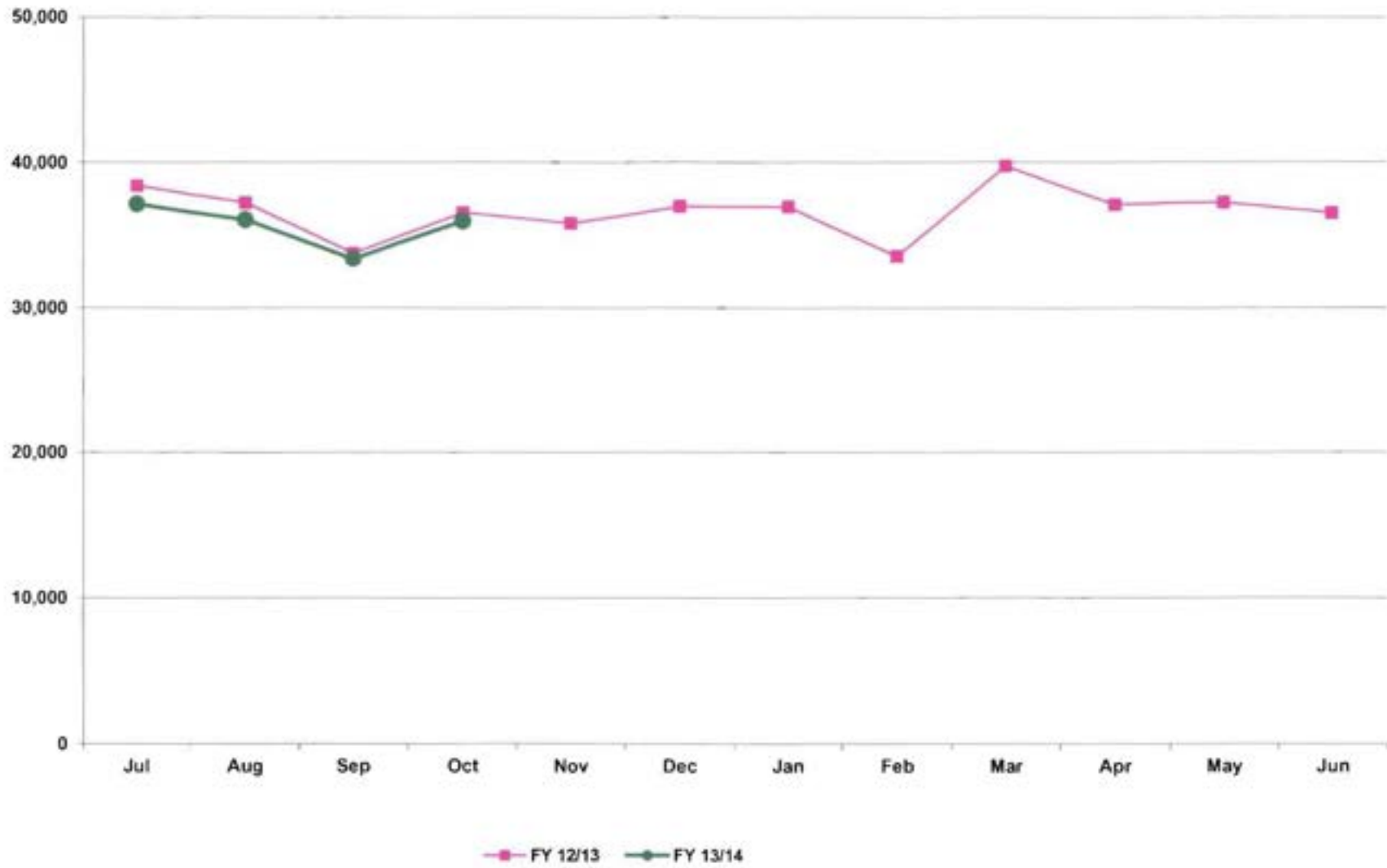
Phoenix Sky Harbor International Airport
Total Enplaned/Deplaned Passengers
October 2013



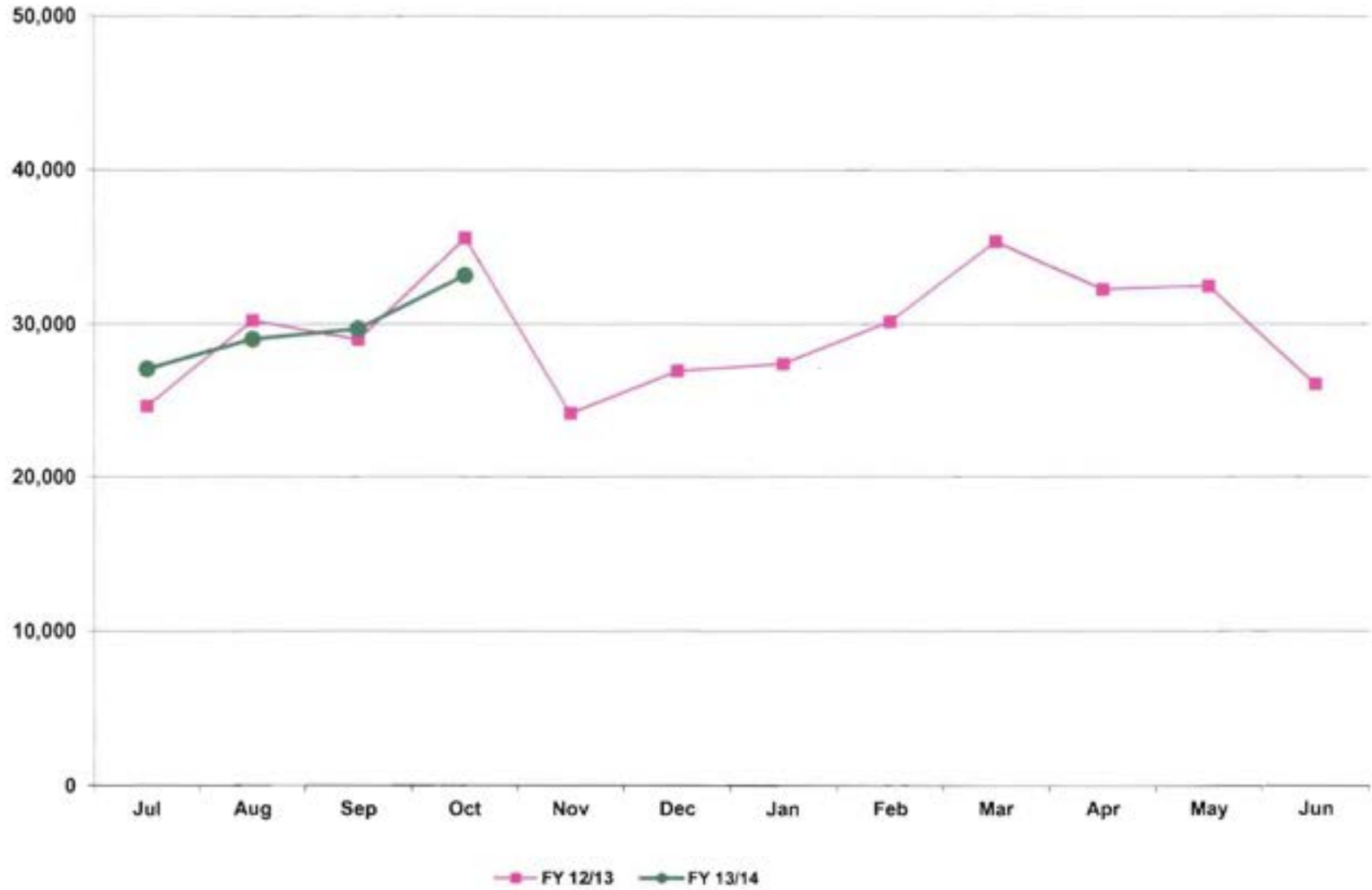
Phoenix Sky Harbor International Airport
Total Enplaned/Deplaned Cargo (Tons)
October 2013



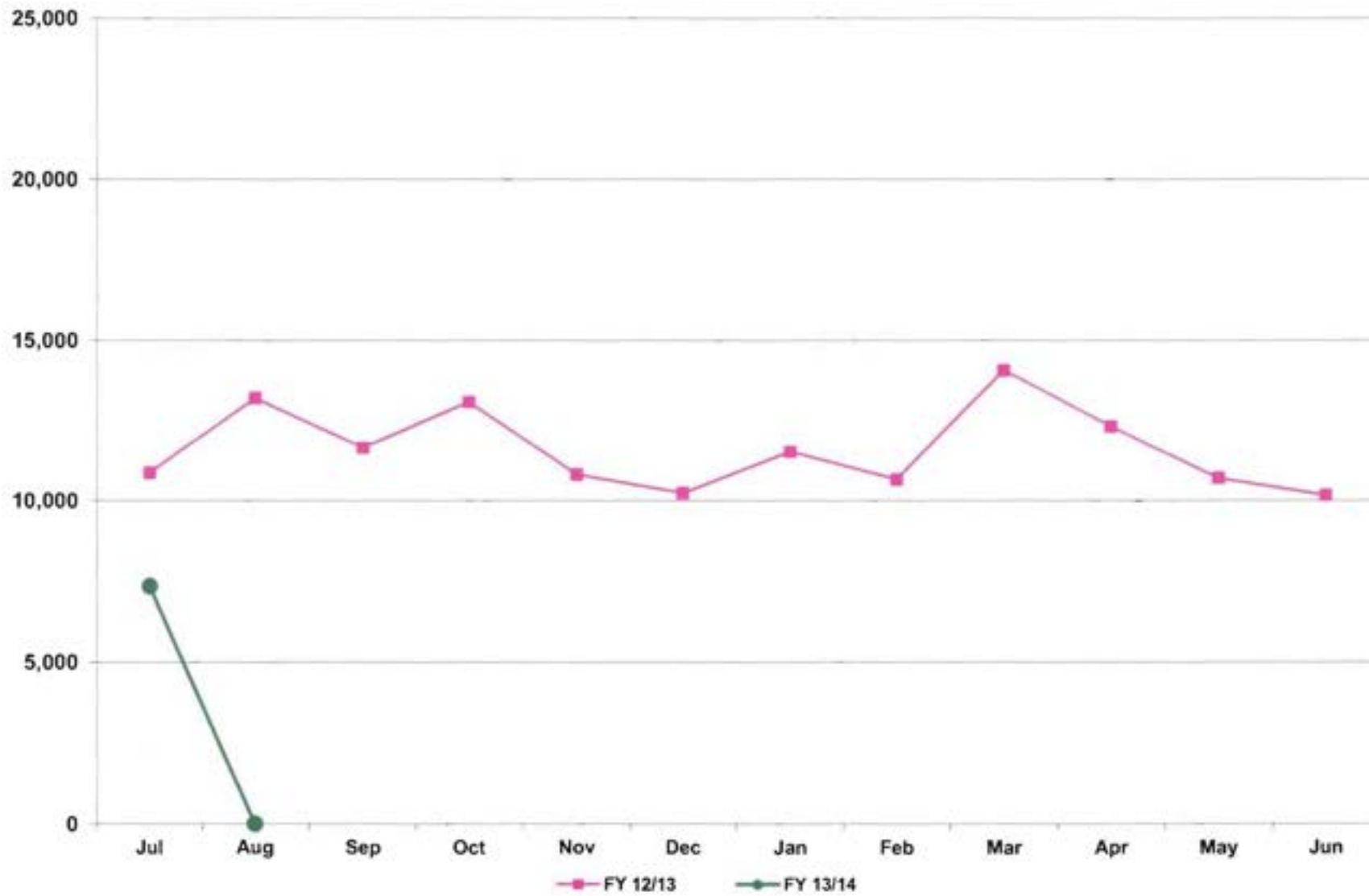
Phoenix Sky Harbor International Airport
Aircraft Operations
October 2013



Deer Valley Airport
Aircraft Operations
October 2013



Goodyear Airport
Aircraft Operations
October 2013



**City of Phoenix Aviation Department
Sky Harbor International Airport
Financial Management Division
Monthly Statistical Reports – November 2013
Table of Contents**

Reports:

- 1 Passengers, Cargo, and Aircraft Operations
- 2 Passenger Activity Report
- 3 Passenger and Activity Worksheet November 2013
- 4 Passenger and Activity Worksheet November 2012
- 5 Enplaned Passengers by Carrier for Fiscal Year 2013/14
- 6 Deplaned Passengers by Carrier for Fiscal Year 2013/14
- 7 Total Passengers by Carrier for Fiscal Year 2013/14
- 8 Enplaned Passengers by Carrier for Calendar Year 2013
- 9 Deplaned Passengers by Carrier for Calendar Year 2013
- 10 Total Passengers by Carrier for Calendar Year 2013
- 11 Airline Landing Weights – All Airlines for Fiscal Year 2013/14
- 12 Airline Landing Weights – Rates & Charges Airlines Only for Fiscal Year 2013/14

Graphs:

- 1 Domestic Enplaned / Deplaned Passengers Terminal 2
- 2 Domestic Enplaned / Deplaned Passengers Terminal 3
- 3 Domestic Enplaned / Deplaned Passengers Terminal 4
- 4 Total Domestic Enplaned / Deplaned Passengers
- 5 Total International Enplaned / Deplaned Passengers
- 6 Total Enplaned / Deplaned Passengers
- 7 Total Enplaned / Deplaned Cargo (in Tons)
- 8 Sky Harbor International Airport Aircraft Operations
- 9 Deer Valley Airport Aircraft Operations
- 10 Goodyear Airport Aircraft Operations

PASSENGERS, CARGO, AND AIRCRAFT OPERATIONS AT PHOENIX AIRPORTS: November 2013

November	2013	2012	%Chg	Fiscal YTD 2013/14	Fiscal YTD 2012/2013	%Chg	Calendar YTD 2013	Calendar YTD 2012	%Chg
PASSENGERS									
T2	113,525	109,071	4.1%	488,701	504,316	-3.1%	1,196,341	1,247,066	-4.1%
T3	196,234	189,211	3.7%	925,127	898,514	3.0%	2,174,348	2,152,069	1.0%
T4	1,193,226	1,253,422	-4.8%	6,273,705	6,439,938	-2.6%	14,030,541	14,109,243	-0.6%
International	96,752	98,093	-1.4%	374,319	405,213	-7.6%	1,006,208	1,019,327	-1.3%
Total Enplaned	1,599,737	1,649,797	-3.0%	8,061,852	8,247,981	-2.3%	18,407,438	18,527,705	-0.6%
T2	113,300	109,187	3.8%	501,857	513,545	-2.3%	1,189,076	1,240,720	-4.2%
T3	200,628	191,319	4.9%	940,164	930,651	1.0%	2,179,939	2,182,791	-0.1%
T4	1,207,288	1,253,111	-3.7%	6,352,477	6,495,704	-2.2%	14,033,504	14,084,873	-0.4%
International	100,108	100,027	0.1%	387,946	416,322	-6.8%	1,000,987	1,019,171	-1.8%
Total Deplaned	1,621,324	1,653,644	-2.0%	8,182,444	8,356,222	-2.1%	18,403,506	18,527,555	-0.7%
Total	3,221,061	3,303,441	-2.5%	16,244,296	16,604,203	-2.2%	36,810,944	37,055,260	-0.7%
CARGO									
Freight enplaned	11,267	11,610	-3.0%	56,531	54,189	4.3%	124,568	119,208	4.5%
Freight deplaned	10,469	11,445	-8.5%	50,777	53,655	-5.4%	114,950	115,584	-0.5%
Total Freight	21,736	23,055	-5.7%	107,308	107,844	-0.5%	239,518	234,792	2.0%
Mail enplaned	1,716	1,419	20.9%	7,087	6,190	14.5%	14,808	15,712	-5.8%
Mail deplaned	1,549	1,720	-9.9%	6,051	7,343	-17.6%	15,364	17,996	-14.6%
Total Mail	3,265	3,139	4.0%	13,138	13,533	-2.9%	30,172	33,708	-10.5%
Total (Tons)	25,001	26,194	-4.6%	120,446	121,377	-0.8%	269,690	268,500	0.4%
AIRCRAFT OPERATIONS									
Air Carrier/Air Taxi	33,268	33,671	-1.2%	168,719	172,410	-2.1%	377,808	390,703	-3.3%
General Aviation	1,714	1,876	-8.6%	8,220	8,470	-3.0%	19,173	19,970	-4.0%
Military	167	282	-40.8%	866	996	-13.1%	2,170	2,538	-14.5%
Sky Harbor International	35,149	35,829	-1.9%	177,805	181,876	-2.2%	399,151	413,211	-3.4%
Air Carrier/Air Taxi	348	349	-0.3%	1,774	1,739	2.0%	4,070	4,486	-9.3%
General Aviation	27,601	23,816	15.9%	145,052	141,890	2.2%	326,589	333,924	-2.2%
Military	15	3	400.0%	56	18	211.1%	83	76	9.2%
Deer Valley Airport	27,964	24,168	15.7%	146,882	143,647	2.3%	330,742	338,486	-2.3%
Air Carrier/Air Taxi	70	85	-17.6%	367	288	27.4%	841	557	51.0%
General Aviation	5,580	10,445	-46.6%	42,052	56,342	-25.4%	109,127	127,739	-14.6%
Military	396	285	38.9%	1,702	3,003	-43.3%	3,626	5,637	-35.7%
Goodyear Airport	6,046	10,815	-44.1%	44,121	59,633	-26.0%	113,594	133,933	-15.2%
Total	69,159	70,812	-2.3%	368,808	385,156	-4.2%	843,487	885,630	-4.8%

Passenger Activity Report * * * Sky Harbor International Airport * * * November 2013

Airline	Enplaned Passengers			Deplaned Passengers			Total Passengers		
	2013	2012	% Chg	2013	2012	% Chg	2013	2012	% Chg
TERMINAL 2									
Alaska Airlines	27,623	27,516	0.4%	28,204	28,041	0.6%	55,827	55,557	0.5%
Continental Airlines		47,546	-100.0%		47,449	-100.0%		94,995	-100.0%
Great Lakes Aviation	826	429	92.5%	817	501	63.1%	1,643	930	76.7%
United Airlines	85,076	33,580	153.4%	84,279	33,196	153.9%	169,355	66,776	153.6%
Total	113,525	109,071	4.1%	113,300	109,187	3.8%	226,825	218,258	3.9%
TERMINAL 3									
American Airlines	57,701	56,422	2.3%	59,241	55,973	5.8%	116,942	112,395	4.0%
Delta Air Lines	93,923	96,324	-2.5%	95,935	98,037	-2.1%	189,858	194,361	-2.3%
Frontier Airlines	16,614	19,656	-15.5%	16,962	19,828	-14.5%	33,576	39,484	-15.0%
Hawaiian Airlines	6,390	6,952	-8.1%	6,689	7,054	-5.2%	13,079	14,006	-6.6%
jetBlue Airways	6,623	7,508	-11.8%	6,904	7,736	-10.8%	13,527	15,244	-11.3%
MN Airlines dba Sun Country	3,623	2,349	54.2%	3,364	2,691	25.0%	6,987	5,040	38.6%
Spirit Airlines	11,360		N/A	11,533		N/A	22,893		N/A
Total	196,234	189,211	3.7%	200,628	191,319	4.9%	396,862	380,530	4.3%
TERMINAL 4									
Aerovias de Mexico dba Aeromexico	1,120	1,103	1.5%	908	1,030	-11.8%	2,028	2,133	-4.9%
Air Canada	8,533	8,334	2.4%	9,380	8,676	8.1%	17,913	17,010	5.3%
AirTran Airways		3,699	-100.0%		3,800	-100.0%		7,499	-100.0%
British Airways	7,194	6,173	16.5%	7,762	6,663	16.5%	14,956	12,836	16.5%
Southwest Airlines	486,488	500,589	-2.8%	489,063	494,704	-1.1%	975,551	995,293	-2.0%
US Airways	764,064	811,853	-5.9%	776,443	816,868	-4.9%	1,540,507	1,628,721	-5.4%
Volaris	1,287		N/A	1,355		N/A	2,642		N/A
WestJet	21,292	19,764	7.7%	22,485	21,397	5.1%	43,777	41,161	6.4%
Total	1,289,978	1,351,515	-4.6%	1,307,396	1,353,138	-3.4%	2,597,374	2,704,653	-4.0%
GRAND TOTAL	1,599,737	1,649,797	-3.0%	1,621,324	1,653,644	-2.0%	3,221,061	3,303,441	-2.5%

Sky Harbor International Airport - Passenger and Activity Worksheet November 2013

Airline	Enplaned Passengers				Deplaned Passengers			Freight		Mail		Landed Weight	Landings				
	Domestic	Connect	Internat'l	Total	Domestic	Internat'l	Total	Enplaned	Deplaned	Enplaned	Deplaned						
TERMINAL 2																	
Alaska Airlines	27,623			27,623	28,204		28,204	8,777	20,925			28,156,200	207				
Continental Airlines																	
Great Lakes Aviation	826			826	817		817	189	304			2,785,300	173				
United Airlines	85,076			85,076	84,279		84,279	49,000	46,667	253,070	321,094	90,385,976	753				
Subtotal Terminal 2	113,525			113,525	113,300		113,300	57,966	67,896	253,070	321,094	121,327,476	1,133				
TERMINAL 3																	
American Airlines	57,701			57,701	59,241		59,241	841	18,165			59,841,500	541				
Delta Air Lines	93,923			93,923	95,935		95,935	12,760	86,970	336,937	412,958	108,465,500	747				
Frontier Airlines	16,614			16,614	16,962		16,962					17,795,440	132				
Hawaiian Airlines	6,390			6,390	6,689		6,689	124,868	181,798			9,575,000	30				
jetBlue Airways	6,623			6,623	6,904		6,904					8,520,000	60				
MN Airlines dba Sun Country	3,623			3,623	3,364		3,364			18,749	60,237	4,582,800	33				
Spirit Airlines	11,360			11,360	11,533		11,533					14,271,469	101				
Subtotal Terminal 3	196,234			196,234	200,628		200,628	138,469	286,933	355,686	473,195	223,051,709	1,644				
TERMINAL 4																	
Aerovias de Mexico dba Aeromexico			1,120	1,120		908	908					1,276,470	30				
Air Canada			8,533	8,533		9,380	9,380	2,479	1,890			11,204,100	84				
AirTran Airways																	
British Airways			7,194	7,194		7,762	7,762	369,189	385,158			18,231,488	29				
Southwest Airlines	361,602	124,686		486,488	489,063		489,063	1,294,825	1,301,624			563,928,000	4,473				
US Airways	398,052	308,686	57,326	764,064	718,225	58,218	776,443	2,180,735	2,040,530	2,773,615	2,198,715	955,283,300	7,806				
Volaris			1,287	1,287		1,355	1,355					1,868,414	13				
WestJet			21,292	21,292		22,485	22,485					27,083,400	195				
Subtotal Terminal 4	759,654	433,572	96,752	1,289,978	1,207,288	100,108	1,307,396	3,847,228	3,729,202	2,773,615	2,198,715	1,578,875,172	12,630				
Total Passenger Airlines	1,069,413	433,572	96,752	1,599,737	1,521,216	100,108	1,621,324	4,043,663	4,084,031	3,382,371	2,993,004	1,923,254,357	15,407				
AIR CARGO (SOUTH)																	
Federal Express								10,953,406	8,506,083			62,415,700	169				
United Parcel Service								5,323,055	6,042,322	50,391	105,465	36,782,880	115				
Subtotal Air Cargo (South)								16,276,461	14,548,405	50,391	105,465	99,198,580	284				
AIR CARGO (WEST)																	
ABX Air								1,502,233	1,659,407			11,240,000	41				
Airnet Systems								11,670	9,660			381,900	24				
Ameriflight								441,278	346,871			4,092,962	315				
Empire Airlines								144,339	88,196			935,000	110				
IFL Group								114,384	201,484			986,000	17				
Subtotal Air Cargo (West)								2,213,904	2,305,618			17,635,862	507				
Total Cargo Airlines								18,490,365	16,854,023	50,391	105,465	116,834,442	791				
Grand Total	1,069,413	433,572	96,752	1,599,737	1,521,216	100,108	1,621,324	22,534,028	20,938,054	3,432,762	3,098,469	2,040,088,799	16,198				
Total All Passengers:	3,221,061							Total Air Cargo in Tons:	11,267	+	10,469	+	1,716	+	1,549	=	25,002

Sky Harbor International Airport - Passenger and Activity Worksheet November 2012

Airline	Enplaned Passengers				Deplaned Passengers			Freight		Mail		Landed Weight	Landings
	Domestic	Connect	Internat'l	Total	Domestic	Internat'l	Total	Enplaned	Deplaned	Enplaned	Deplaned		
TERMINAL 2													
Alaska Airlines	27,516			27,516	28,041		28,041	28,464	11,175			26,876,000	200
Continental Airlines	47,546			47,546	47,449		47,449	45,992	36,940	129,990	170,636	48,146,500	324
Great Lakes Aviation	429			429	501		501	24	323			1,610,000	100
United Airlines	33,580			33,580	33,196		33,196	11,340	19,762	40,078	73,880	36,971,976	374
Subtotal Terminal 2	109,071			109,071	109,187		109,187	85,820	68,200	170,068	244,516	113,604,476	998
TERMINAL 3													
American Airlines	56,422			56,422	55,973		55,973	9,150	62,148			56,230,820	480
Delta Air Lines	96,324			96,324	98,037		98,037	17,343	146,581	193,116	327,148	107,539,400	731
Frontier Airlines	19,656			19,656	19,828		19,828	2,432	53,512			20,992,149	168
Hawaiian Airlines	6,952			6,952	7,054		7,054	70,178	64,495			9,450,000	30
jetBlue Airways	7,508			7,508	7,736		7,736					8,378,000	59
Subtotal Terminal 3	189,211			189,211	191,319		191,319	99,103	326,736	210,396	391,300	205,926,369	1,492
TERMINAL 4													
Aerovias de Mexico dba Aeromexico			1,103	1,103		1,030	1,030					1,276,470	30
Air Canada			8,334	8,334		8,676	8,676	6,482	906	774	318	10,331,800	80
AirTran Airways	3,699			3,699	3,800		3,800					3,840,000	30
British Airways			6,173	6,173		6,663	6,663	273,227	277,559			13,202,112	21
Southwest Airlines	374,943	125,646		500,589	494,704		494,704	1,431,265	1,477,390			579,066,000	4,635
US Airways	413,694	335,440	62,719	811,853	754,607	62,261	816,868	2,005,620	1,838,615	2,456,273	2,650,948	952,934,100	7,954
WestJet			19,764	19,764		21,397	21,397					24,484,200	177
Subtotal Terminal 4	792,336	461,086	98,093	1,351,515	1,253,111	100,027	1,353,138	3,716,594	3,594,470	2,457,047	2,651,266	1,585,134,682	12,927
Total Passenger Airlines	1,090,618	461,086	98,093	1,649,797	1,553,617	100,027	1,653,644	3,901,517	3,989,406	2,837,511	3,287,082	1,904,665,527	15,417
AIR CARGO (SOUTH)													
Federal Express								10,754,512	10,503,360			55,458,300	146
United Parcel Service								6,300,650	6,116,644		153,229	44,944,700	138
Subtotal Air Cargo (South)								17,055,162	16,620,004		153,229	100,403,000	284
AIR CARGO (WEST)													
Airnet Systems								17,157	18,523			446,200	37
Ameriflight								395,408	374,598			4,106,010	324
DHL Express/Atlas Air													
Empire Airlines								153,781	97,929			909,500	107
IFL Group								130,202	218,486			1,508,000	26
Subtotal Air Cargo (West)								2,263,663	2,280,720			18,393,710	536
Total Cargo Airlines								19,318,825	18,900,724		153,229	118,796,710	820
Grand Total	1,090,618	461,086	98,093	1,649,797	1,553,617	100,027	1,653,644	23,220,342	22,890,130	2,837,511	3,440,311	2,023,462,237	16,237
Total All Passengers:	3,303,441							Total Air Cargo in Tons: 11,610 + 11,445 + 1,419 + 1,720 = 26,194					

Sky Harbor International Airport - Enplaned Passengers by Carrier
Fiscal Year 2013/14

Airline	Jul	Aug	Sep	Oct	Nov	Dec	Jan	Feb	Mar	Apr	May	Jun	Total
TERMINAL 2													
Alaska Airlines	23,135	23,318	20,263	25,823	27,623								120,162
Great Lakes Aviation	1,296	1,296	1,106	940	826								5,464
United Airlines	61,962	63,909	70,991	81,137	85,076								363,075
Total	86,393	88,523	92,360	107,900	113,525								488,701
TERMINAL 3													
American Airlines	48,924	47,219	50,900	58,494	57,701								263,238
Delta Air Lines	106,435	102,435	87,791	101,315	93,923								491,899
Frontier Airlines	13,306	14,170	16,235	18,589	16,614								78,914
Hawaiian Airlines	7,241	6,817	6,733	7,486	6,390								34,667
JetBlue Airways	8,246	7,865	6,067	7,410	6,623								36,211
MN Airlines dba Sun Country			1,570	2,842	3,623								8,035
Spirit Airlines				803	11,360								12,163
Total	184,152	178,506	169,296	196,939	196,234								925,127
TERMINAL 4													
Aerovias de Mexico dba Aeromexico	1,055	871	806	940	1,120								4,792
Air Canada	3,202	3,415	3,257	4,877	8,533								23,284
British Airways	7,880	8,685	9,336	8,802	7,194								41,897
Southwest Airlines	540,624	505,483	459,911	519,204	486,488								2,511,710
US Airways	895,105	857,831	708,436	796,828	764,064								4,022,264
Volaris				604	1,287								1,891
WestJet	3,921	4,308	4,651	8,014	21,292								42,186
Total	1,451,787	1,380,593	1,186,397	1,339,269	1,289,978								6,648,024
GRAND TOTAL	1,722,332	1,647,622	1,448,053	1,644,108	1,599,737								8,061,852

Sky Harbor International Airport - Deplaned Passengers by Carrier
Fiscal Year 2013/14

Airline	Jul	Aug	Sep	Oct	Nov	Dec	Jan	Feb	Mar	Apr	May	Jun	Total
TERMINAL 2													
Alaska Airlines	22,606	24,814	22,581	27,906	28,204								126,111
Great Lakes Aviation	1,368	1,368	1,252	918	817								5,723
United Airlines	64,294	65,758	72,341	83,351	84,279								370,023
Total	88,268	91,940	96,174	112,175	113,300								501,857
TERMINAL 3													
American Airlines	51,946	49,723	54,042	61,608	59,241								276,560
Delta Air Lines	104,870	104,267	91,060	104,309	95,935								500,441
Frontier Airlines	14,390	15,178	15,543	6,888	16,962								68,961
Hawaiian Airlines	7,411	7,602	7,144	7,493	6,689								36,339
jetBlue Airways	8,398	7,848	6,384	7,857	6,904								37,391
MN Airlines dba Sun Country			1,663	3,104	3,364								8,131
Spirit Airlines				808	11,533								12,341
Total	187,015	184,618	175,836	192,067	200,628								940,164
TERMINAL 4													
Aerovias de Mexico dba Aeromexico	1,200	752	380	803	908								4,043
Air Canada	3,203	3,396	3,258	5,207	9,380								24,444
British Airways	10,312	9,272	9,559	9,937	7,762								46,842
Southwest Airlines	548,813	500,334	466,475	528,133	489,063								2,532,818
US Airways	916,874	867,099	715,371	808,792	776,443								4,084,579
Volaris				735	1,355								2,090
WestJet	4,286	4,592	4,946	9,298	22,485								45,607
Total	1,484,688	1,385,445	1,199,989	1,362,905	1,307,396								6,740,423
GRAND TOTAL	1,759,971	1,662,003	1,471,999	1,667,147	1,621,324								8,182,444

Sky Harbor International Airport - Total Passengers by Carrier
Fiscal Year 2013/14

Airline	Jul	Aug	Sep	Oct	Nov	Dec	Jan	Feb	Mar	Apr	May	Jun	Total
TERMINAL 2													
Alaska Airlines	45,741	48,132	42,844	53,729	55,827								246,273
Great Lakes Aviation	2,664	2,664	2,358	1,858	1,643								11,187
United Airlines	126,256	129,667	143,332	164,488	169,355								733,098
Total	174,661	180,463	188,534	220,075	226,825								990,558
TERMINAL 3													
American Airlines	100,870	96,942	104,942	120,102	116,942								539,798
Delta Air Lines	211,305	206,702	178,851	205,624	189,858								992,340
Frontier Airlines	27,696	29,348	31,778	25,477	33,576								147,875
Hawaiian Airlines	14,852	14,419	13,877	14,979	13,079								71,006
jetBlue Airways	16,644	15,713	12,451	15,267	13,527								73,602
MN Airlines dba Sun Country			3,233	5,946	6,987								16,166
Spirit Airlines				1,611	22,893								24,504
Total	371,167	363,124	345,132	389,006	396,862								1,865,291
TERMINAL 4													
Aerovias de Mexico dba Aeromexico	2,255	1,623	1,186	1,743	2,028								8,835
Air Canada	6,405	6,811	6,515	10,084	17,913								47,728
British Airways	18,192	17,957	18,895	18,739	14,956								88,739
Southwest Airlines	1,089,437	1,005,817	926,386	1,047,337	975,551								5,044,528
US Airways	1,811,979	1,724,930	1,423,807	1,605,620	1,540,507								8,106,843
Volaris				1,339	2,642								3,981
WestJet	8,207	8,900	9,597	17,312	43,777								87,793
Total	2,936,475	2,766,038	2,386,386	2,702,174	2,597,374								13,388,447
GRAND TOTAL	3,482,303	3,309,625	2,920,052	3,311,255	3,221,061								16,244,296

Sky Harbor International Airport - Enplaned Passengers by Carrier
Calendar Year 2013

Airline	Jan	Feb	Mar	Apr	May	Jun	Jul	Aug	Sep	Oct	Nov	Dec	Total
TERMINAL 2													
Alaska Airlines	28,877	27,716	36,092	33,908	30,068	22,603	23,135	23,318	20,263	25,823	27,623		299,426
Continental Airlines	42,170	35,956	63,366										141,492
Great Lakes Aviation	394	396	601	700	1,082	1,155	1,296	1,296	1,106	940	826		9,792
United Airlines	40,524	43,749	44,312	93,599	89,720	70,652	61,962	63,909	70,991	81,137	85,076		745,631
Total	111,965	107,817	144,371	128,207	120,870	94,410	86,393	88,523	92,360	107,900	113,525		1,196,341
TERMINAL 3													
American Airlines	64,504	62,167	73,012	57,944	60,557	52,870	48,924	47,219	50,900	58,494	57,701		634,292
Delta Air Lines	94,082	96,872	130,232	121,970	110,325	108,177	106,435	102,435	87,791	101,315	93,923		1,153,557
Frontier Airlines	19,448	18,691	23,612	19,077	16,037	14,803	13,306	14,170	16,235	18,589	16,614		190,582
Hawaiian Airlines	7,249	6,309	7,554	6,858	7,457	7,647	7,241	6,817	6,733	7,486	6,390		77,741
jetBlue Airways	6,846	6,261	8,305	7,792	8,479	8,079	8,246	7,865	6,067	7,410	6,623		81,973
MN Airlines dba Sun Country	2,784	3,172	4,236	3,434	2,379				1,570	2,842	3,623		24,040
Spirit Airlines										803	11,360		12,163
Total	194,913	193,472	246,951	217,075	205,234	191,576	184,152	178,506	169,296	196,939	196,234		2,174,348
TERMINAL 4													
Aerovias de Mexico dba Aeromexico	1,095	751	859	884	990	1,034	1,055	871	806	940	1,120		10,405
Air Canada	8,608	8,904	11,408	9,337	4,389	3,670	3,202	3,415	3,257	4,877	8,533		69,600
AirTran Airways	530												530
British Airways	6,881	5,068	8,179	8,746	10,023	9,824	7,880	8,685	9,336	8,802	7,194		90,718
Southwest Airlines	477,007	465,483	585,281	540,629	558,184	549,938	540,624	505,483	459,911	519,204	486,488		5,688,232
US Airways	786,034	714,822	921,123	821,104	861,202	900,684	895,105	857,831	708,436	796,828	764,064		9,027,233
Volaris										604	1,287		1,891
WestJet	21,824	23,229	26,503	24,180	6,251	3,967	3,921	4,308	4,651	8,014	21,292		148,140
Total	1,302,079	1,218,257	1,553,353	1,404,880	1,441,039	1,469,117	1,451,787	1,380,593	1,186,397	1,339,269	1,289,978		15,036,749
GRAND TOTAL	1,608,957	1,519,546	1,944,675	1,750,162	1,767,143	1,755,103	1,722,332	1,647,622	1,448,053	1,644,108	1,599,737		18,407,438

Sky Harbor International Airport - Deplaned Passengers by Carrier
Calendar Year 2013

Airline	Jan	Feb	Mar	Apr	May	Jun	Jul	Aug	Sep	Oct	Nov	Dec	Total
TERMINAL 2													
Alaska Airlines	30,441	28,669	37,050	31,098	27,165	20,958	22,608	24,814	22,581	27,906	28,204		301,492
Continental Airlines	41,930	36,677	63,595										142,202
Great Lakes Aviation	459	382	625	678	1,163	1,160	1,368	1,368	1,252	918	817		10,190
United Airlines	39,446	43,007	43,616	86,444	84,393	68,263	64,294	65,758	72,341	83,351	84,279		735,192
Total	112,276	108,735	144,886	118,220	112,721	90,381	88,268	91,940	96,174	112,175	113,300		1,189,076
TERMINAL 3													
American Airlines	66,755	63,943	72,012	56,204	59,154	52,666	51,946	49,723	54,042	61,608	59,241		647,294
Delta Air Lines	98,562	98,878	132,322	110,880	105,569	103,770	104,870	104,267	91,060	104,309	95,935		1,150,422
Frontier Airlines	20,383	19,044	23,716	20,167	16,248	15,002	14,390	15,178	15,543	6,888	16,962		183,521
Hawaiian Airlines	7,470	6,489	7,718	7,324	7,344	7,119	7,411	7,602	7,144	7,493	6,689		79,803
jetBlue Airways	7,093	6,628	8,289	7,682	8,094	6,849	8,398	7,848	6,384	7,857	6,904		82,026
MN Airlines dba Sun Country	3,589	3,916	4,460	2,426	2,010				1,663	3,104	3,364		24,532
Spirit Airlines										808	11,533		12,341
Total	203,852	198,898	248,517	204,683	198,419	185,406	187,015	184,618	175,836	192,067	200,628		2,179,939
TERMINAL 4													
Aerovias de Mexico dba Aeromexico	1,191	714	974	673	863	896	1,200	752	380	803	908		9,354
Air Canada	9,000	9,596	11,155	8,593	3,945	3,016	3,203	3,396	3,258	5,207	9,380		69,749
AirTran Airways	504												504
British Airways	7,676	6,411	9,702	8,717	9,450	9,681	10,312	9,272	9,559	9,937	7,762		98,479
Southwest Airlines	482,367	467,815	592,093	504,657	536,598	534,532	548,813	500,334	466,475	528,133	489,063		5,650,880
US Airways	792,160	723,474	924,003	790,858	835,900	903,293	916,874	867,099	715,371	808,792	776,443		9,054,267
Volaris										735	1,355		2,090
WestJet	23,128	24,809	27,446	18,455	5,737	3,986	4,286	4,592	4,946	9,298	22,485		149,168
Total	1,316,026	1,232,819	1,565,373	1,331,953	1,392,493	1,455,404	1,484,688	1,385,445	1,199,989	1,362,905	1,307,396		15,034,491
GRAND TOTAL	1,632,154	1,540,452	1,958,776	1,654,856	1,703,633	1,731,191	1,759,971	1,662,003	1,471,999	1,667,147	1,621,324		18,403,506

Sky Harbor International Airport - Total Passengers by Carrier
Calendar Year 2013

Airline	Jan	Feb	Mar	Apr	May	Jun	Jul	Aug	Sep	Oct	Nov	Dec	Total
TERMINAL 2													
Alaska Airlines	59,318	56,385	73,142	65,006	57,233	43,561	45,741	48,132	42,844	53,729	55,827		600,918
Continental Airlines	84,100	72,633	126,961										283,694
Great Lakes Aviation	853	778	1,226	1,378	2,245	2,315	2,664	2,664	2,358	1,858	1,643		19,982
United Airlines	79,970	86,756	87,928	180,043	174,113	138,915	126,256	129,667	143,332	164,488	169,355		1,480,823
Total	224,241	216,552	289,257	246,427	233,591	184,791	174,661	180,463	188,534	220,075	226,825		2,385,417
TERMINAL 3													
American Airlines	131,259	126,110	145,024	114,148	119,711	105,536	100,870	96,942	104,942	120,102	116,942		1,281,586
Delta Air Lines	192,644	195,750	262,554	232,850	215,894	211,947	211,305	206,702	178,851	205,624	189,858		2,303,979
Frontier Airlines	39,831	37,735	47,328	39,244	32,285	29,805	27,696	29,348	31,778	25,477	33,576		374,103
Hawaiian Airlines	14,719	12,798	15,272	14,182	14,801	14,766	14,652	14,419	13,877	14,979	13,079		157,544
jetBlue Airways	13,939	12,889	16,594	15,474	16,573	14,928	16,644	15,713	12,451	15,267	13,527		163,999
MN Airlines dba Sun Country	6,373	7,088	8,696	5,860	4,389				3,233	5,946	6,987		48,572
Spirit Airlines										1,611	22,893		24,504
Total	398,765	392,370	495,468	421,758	403,653	376,982	371,167	363,124	345,132	389,006	396,862		4,354,287
TERMINAL 4													
Aerovias de Mexico dba Aeromexico	2,286	1,465	1,833	1,557	1,853	1,930	2,255	1,623	1,186	1,743	2,028		19,759
Air Canada	17,608	18,500	22,563	17,930	8,334	6,686	6,405	6,811	6,515	10,084	17,913		139,349
AirTran Airways	1,034												1,034
British Airways	14,657	11,479	17,881	17,463	19,473	19,505	18,192	17,957	18,895	18,739	14,956		189,197
Southwest Airlines	959,374	933,298	1,177,374	1,045,286	1,094,782	1,084,470	1,089,437	1,005,817	926,386	1,047,337	975,551		11,339,112
US Airways	1,578,194	1,438,296	1,845,126	1,611,962	1,697,102	1,803,977	1,811,979	1,724,930	1,423,807	1,605,620	1,540,507		18,081,500
Volaris										1,339	2,642		3,981
WestJet	44,952	48,038	53,949	42,635	11,988	7,953	8,207	8,900	9,597	17,312	43,777		297,308
Total	2,618,105	2,451,076	3,118,726	2,736,833	2,833,532	2,924,521	2,936,475	2,766,038	2,386,386	2,702,174	2,597,374		30,071,240
GRAND TOTAL	3,241,111	3,059,998	3,903,451	3,405,018	3,470,776	3,486,294	3,482,303	3,309,625	2,920,052	3,311,255	3,221,061		36,810,944

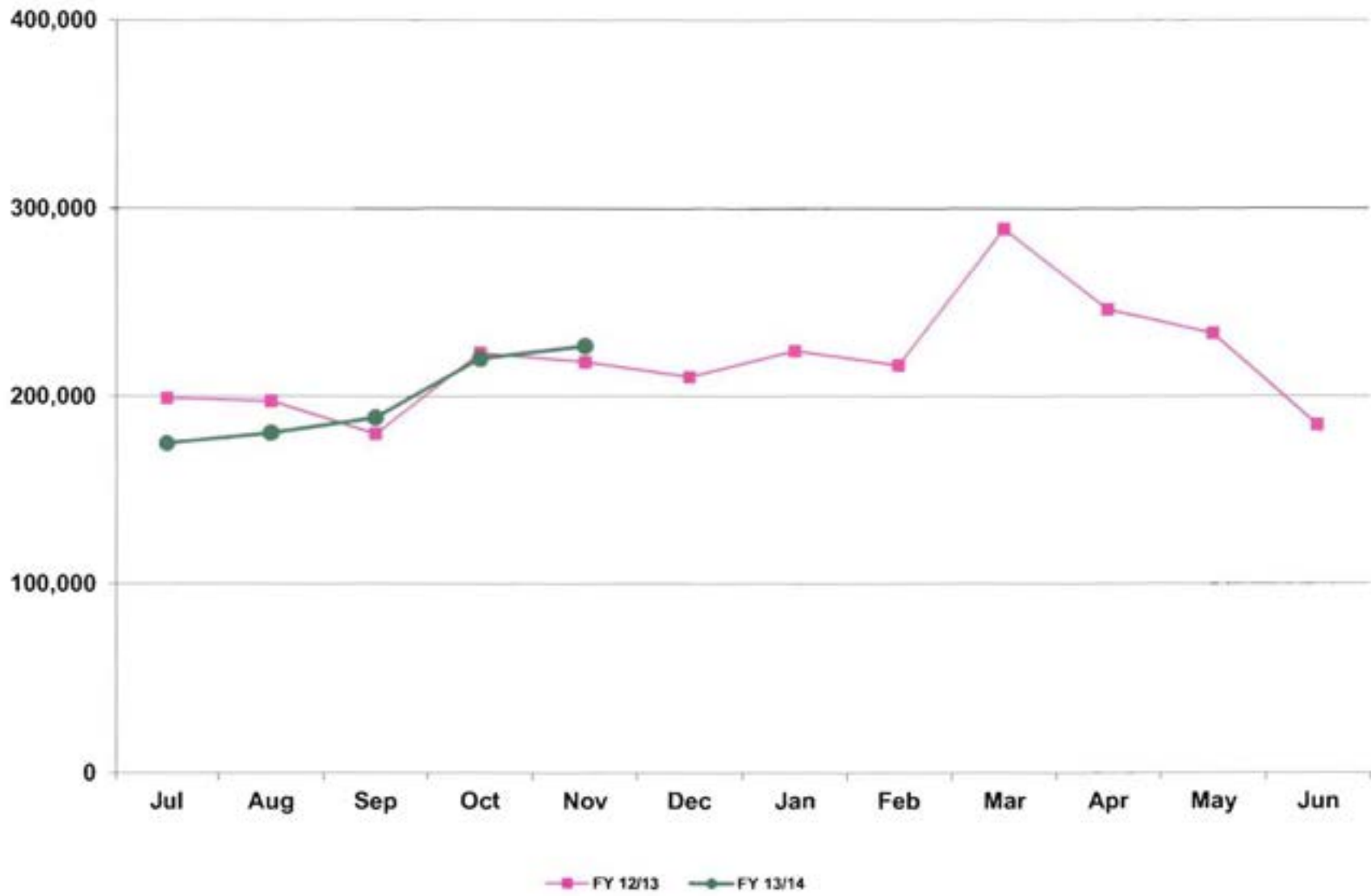
Sky Harbor International Airport
Landing Weights (in Thousands) Fiscal Year 2013/14 - All Airlines

Airline	Jul	Aug	Sep	Oct	Nov	Dec	Jan	Feb	Mar	Apr	May	Jun	Total
Aerovías de Mexico dba Aeromexico		1,319	1,234	1,276	1,319	1,276							6,424
Air Canada		4,170	4,170	4,043	5,418	11,204							29,005
Alaska Airlines		24,289	25,437	23,689	27,146	28,156							128,717
American Airlines		50,283	51,409	56,023	59,609	59,842							277,166
British Airways		19,489	19,489	18,860	19,489	18,231							95,558
Delta Air Lines		110,642	113,238	96,430	111,952	108,465							540,727
Frontier Airlines		14,191	15,539	17,436	19,420	17,795							84,381
Great Lakes Aviation		3,397	3,397	3,172	3,091	2,785							15,842
Hawaiian Airlines		9,920	9,920	9,600	9,895	9,575							48,910
jetBlue Airways		8,804	8,662	7,384	8,804	8,520							42,174
MN Airlines dba Sun Country				2,730	4,302	4,583							11,615
Southwest Airlines		639,666	620,036	579,508	609,208	563,928							3,012,346
Spirit Airlines					965	14,271							15,236
United Airlines		68,028	70,040	78,903	87,908	90,386							395,265
US Airways		1,042,358	992,210	871,669	966,980	955,284							4,828,501
Volaris					1,003	1,868							2,871
WestJet		4,501	4,535	5,939	9,917	27,083							51,975
Passenger		2,001,057	1,939,316	1,776,662	1,946,426	1,923,252							9,586,713
ABX Air		11,729	12,361	10,608	12,534	11,240							58,472
Airnet Systems		432	479	326	378	382							1,997
Ameriflight		4,508	4,679	3,722	4,690	4,093							21,692
Empire Airlines		765	842	697	833	935							4,072
Federal Express		50,471	54,756	48,934	59,851	62,416							276,428
IFL Group		986	1,044	928	1,160	986							5,104
United Parcel Service		34,317	36,934	32,243	37,141	36,783							177,418
Cargo		103,208	111,095	97,458	116,587	116,835							545,183
Grand Total		2,104,265	2,050,411	1,874,120	2,063,013	2,040,087							10,131,896

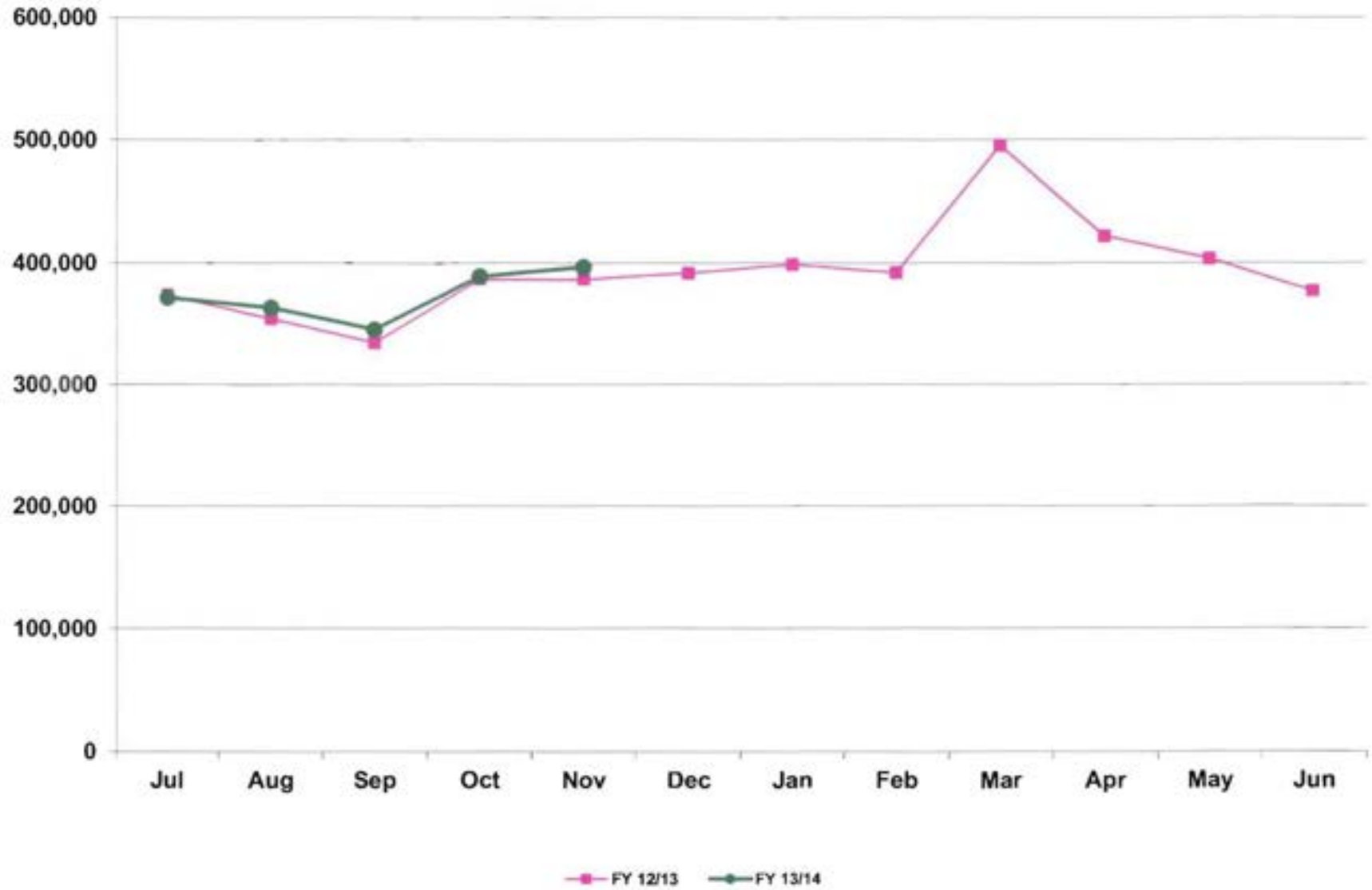
Sky Harbor International Airport
Landing Weights (in Thousands) Fiscal Year 2013/14 - Rates & Charges Airlines

Airline	Jul	Aug	Sep	Oct	Nov	Dec	Jan	Feb	Mar	Apr	May	Jun	Total
Aerovias de Mexico dba Aeromexico	1,319	1,234	1,276	1,319	1,276								6,424
Air Canada	4,170	4,170	4,043	5,418	11,204								29,005
Alaska Airlines	24,289	25,437	23,689	27,146	28,156								128,717
American Airlines	50,283	51,409	56,023	59,609	59,842								277,166
British Airways	19,489	19,489	18,860	19,489	18,231								95,558
Delta Air Lines	110,642	113,238	96,430	111,952	108,465								540,727
Frontier Airlines	14,191	15,539	17,436	19,420	17,795								84,381
Great Lakes Aviation	3,397	3,397	3,172	3,091	2,785								15,842
Hawaiian Airlines	9,920	9,920	9,600	9,895	9,575								48,910
jetBlue Airways	8,804	8,662	7,384	8,804	8,520								42,174
MN Airlines dba Sun Country			2,730	4,302	4,583								11,615
Southwest Airlines	639,666	620,036	579,508	609,208	563,928								3,012,346
Spirit Airlines				965	14,271								15,236
United Airlines	68,028	70,040	78,903	87,908	90,386								395,265
US Airways	1,042,358	992,210	871,669	966,980	955,284								4,828,501
Volaris				1,003	1,868								2,871
WestJet	4,501	4,535	5,939	9,917	27,083								51,975
Passenger	2,001,057	1,939,316	1,776,662	1,946,426	1,923,252								9,586,713
ABX Air	11,729	12,361	10,608	12,534	11,240								58,472
Federal Express	50,471	54,756	48,934	59,851	62,416								276,428
IFL Group	986	1,044	928	1,160	986								5,104
United Parcel Service	34,317	36,934	32,243	37,141	36,783								177,418
Cargo	97,503	105,095	92,713	110,686	111,425								517,422
Grand Total	2,098,560	2,044,411	1,869,375	2,057,112	2,034,677								10,104,135

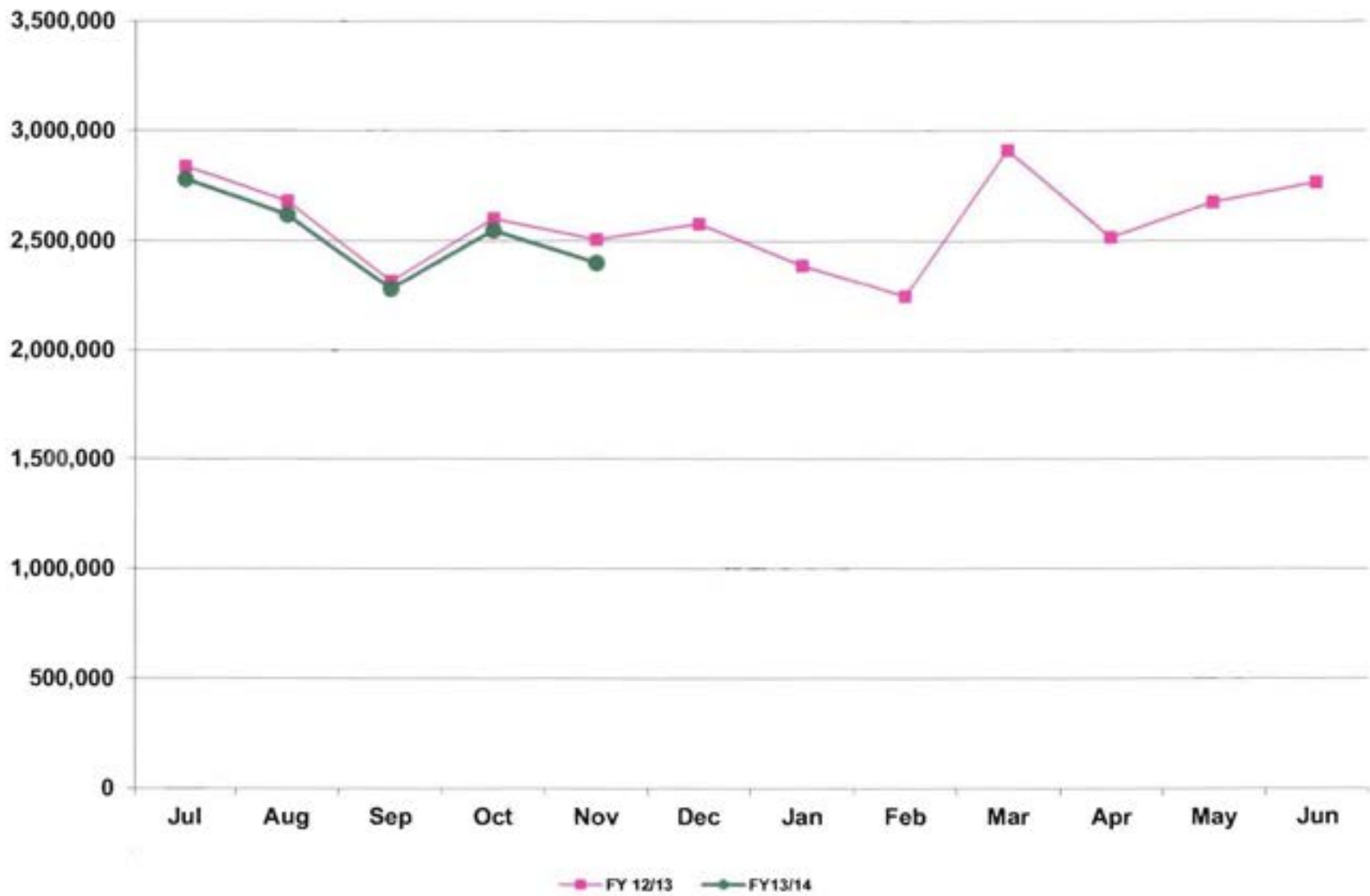
Phoenix Sky Harbor International Airport
Domestic Enplaned/Deplaned Passengers Terminal 2
November 2013



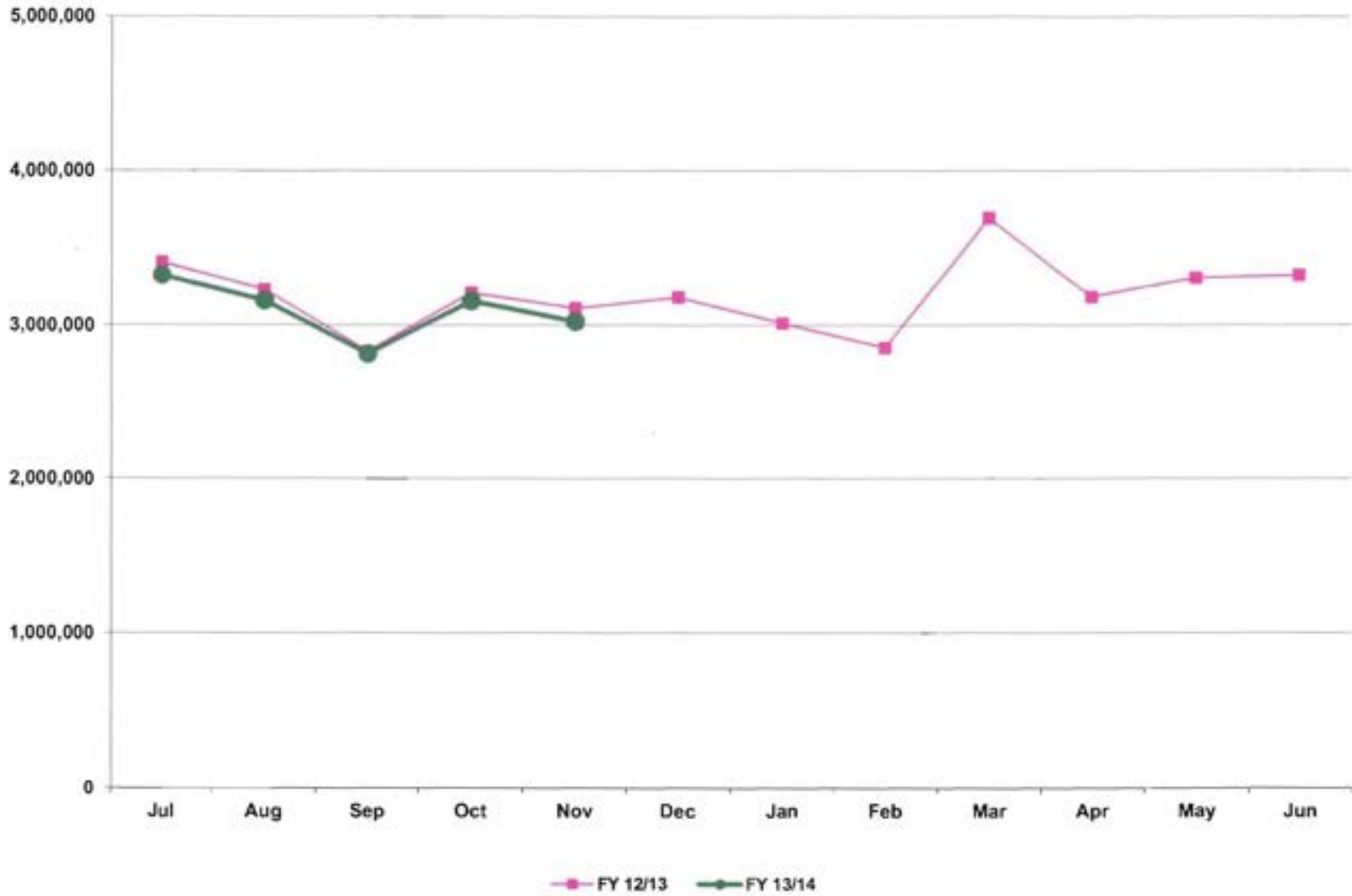
Phoenix Sky Harbor International Airport
Domestic Enplaned/Deplaned Passengers Terminal 3
November 2013



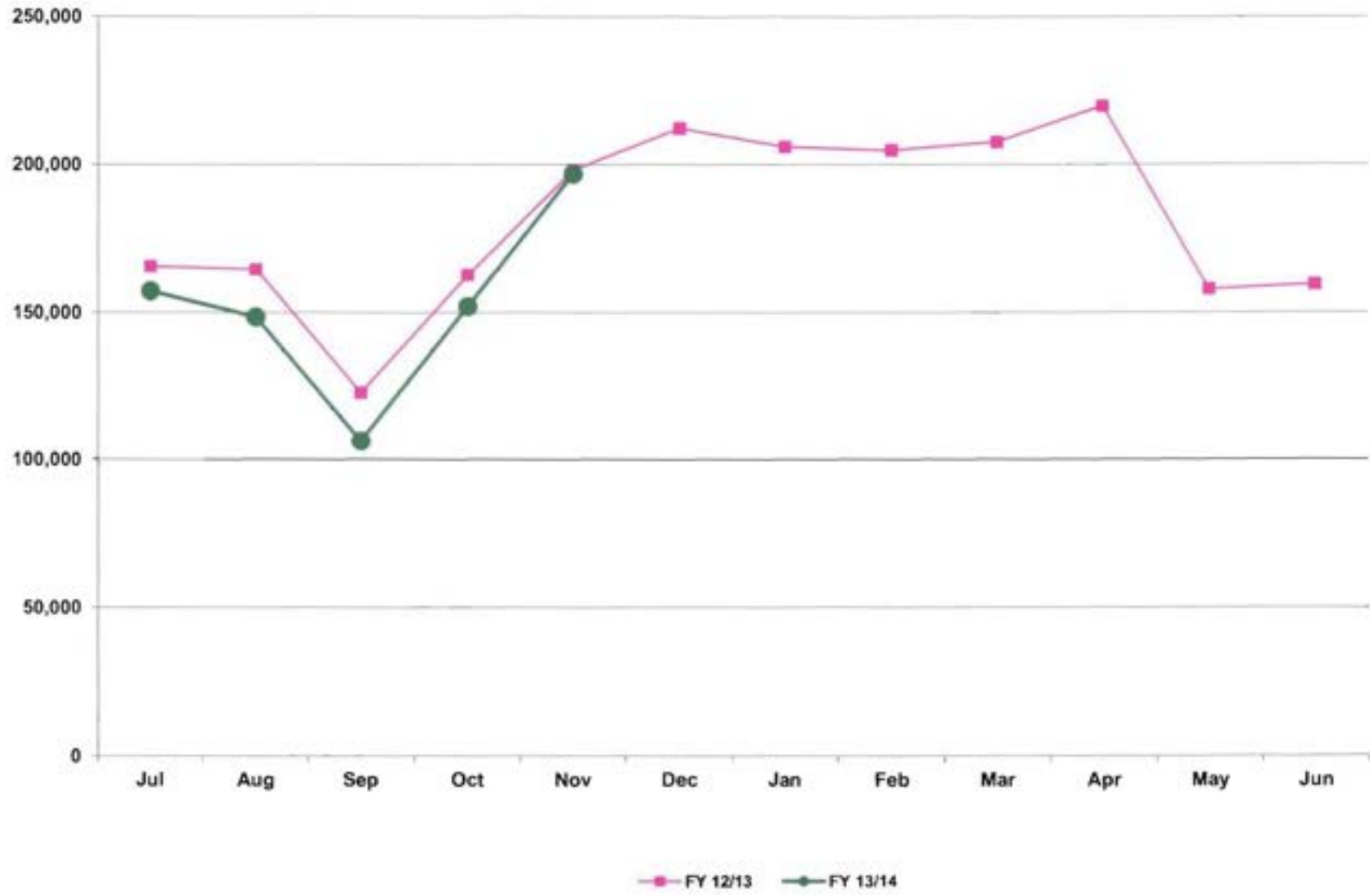
Phoenix Sky Harbor International Airport
Domestic Enplaned/Deplaned Passengers Terminal 4
November 2013



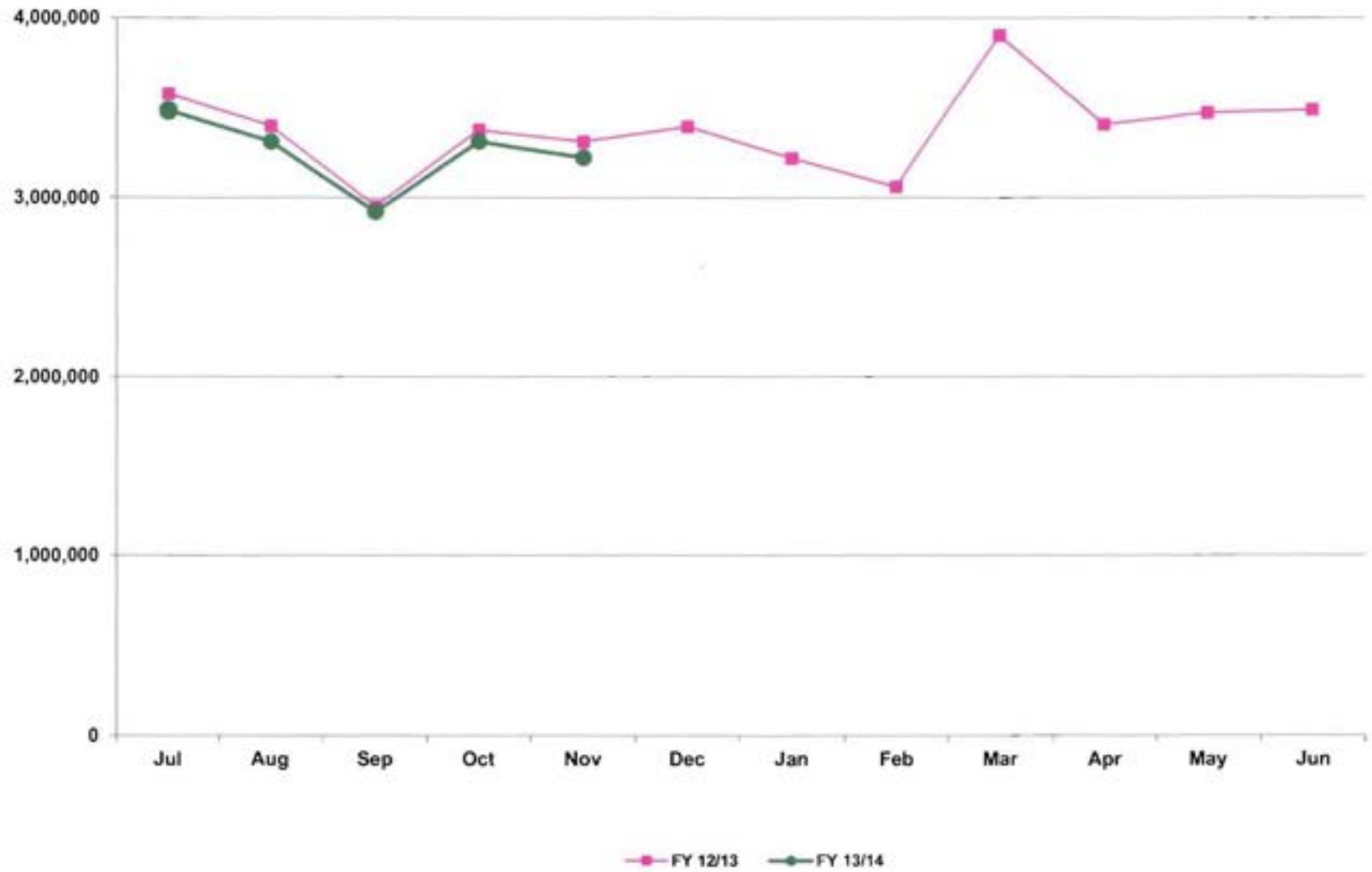
Phoenix Sky Harbor International Airport
Total Domestic Enplaned/Deplaned Passengers
November 2013



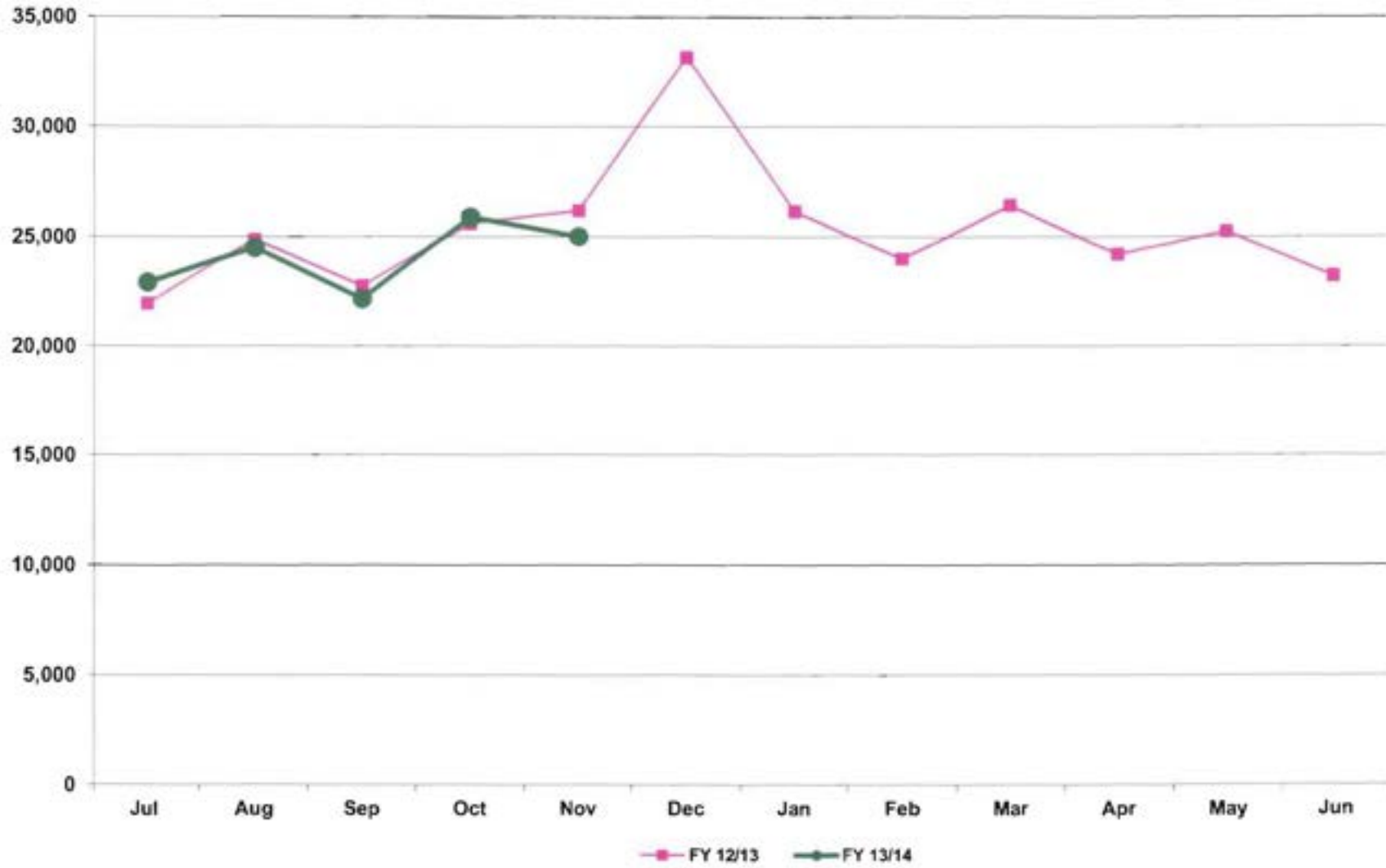
Phoenix Sky Harbor International Airport
Total International Enplaned/Deplaned Passengers
November 2013



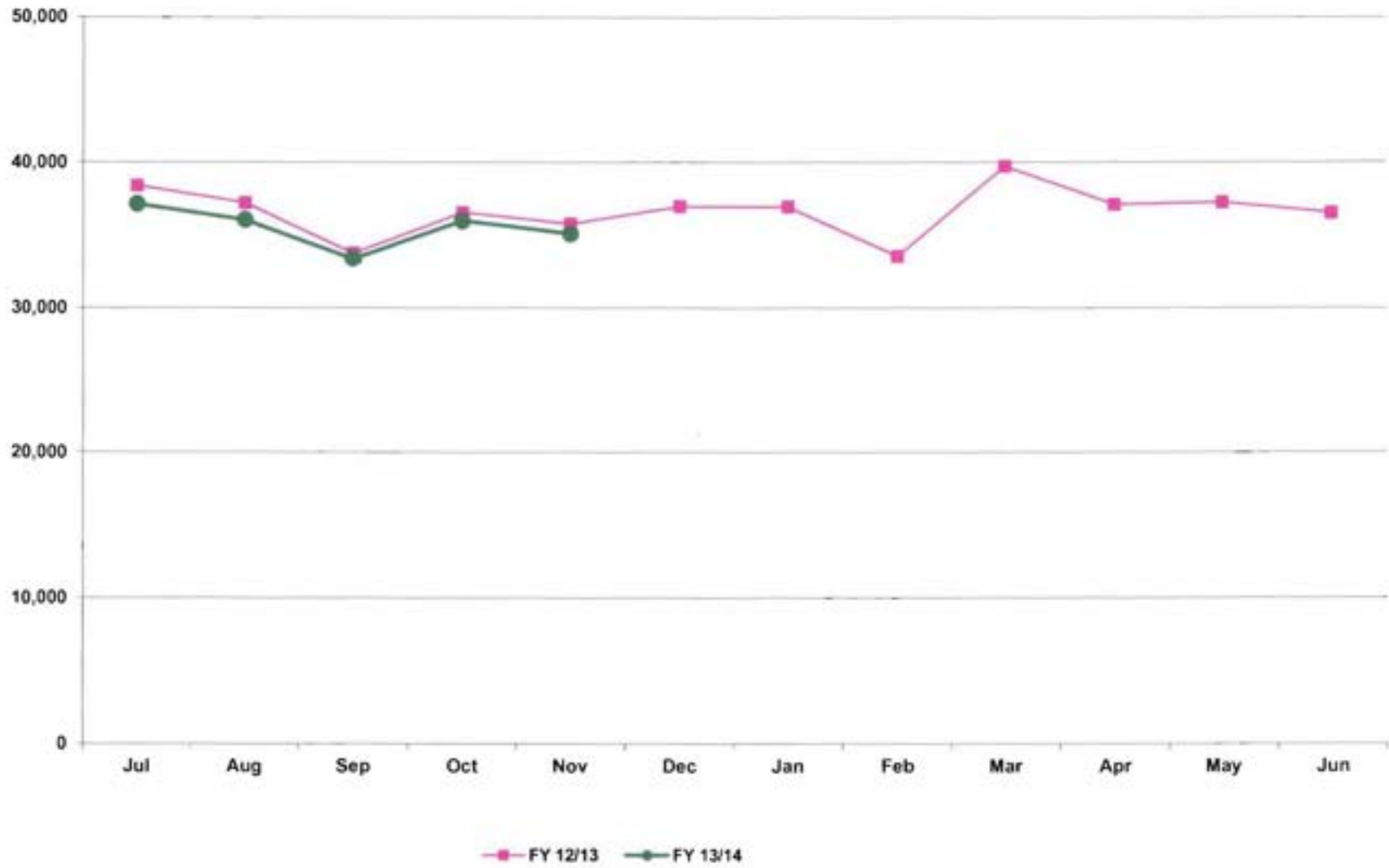
Phoenix Sky Harbor International Airport
Total Enplaned/Deplaned Passengers
November 2013



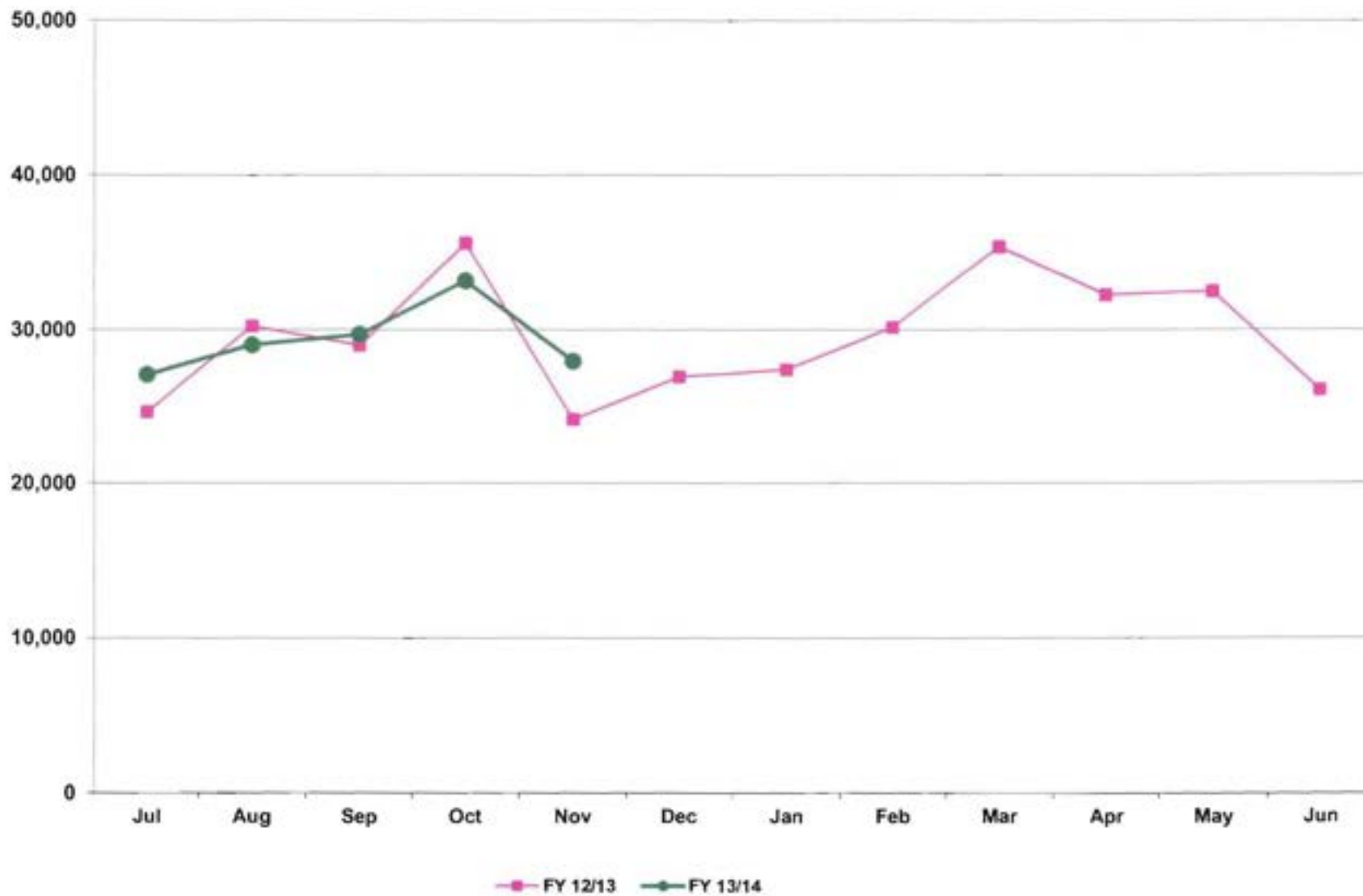
Phoenix Sky Harbor International Airport
Total Enplaned/Deplaned Cargo (Tons)
November 2013



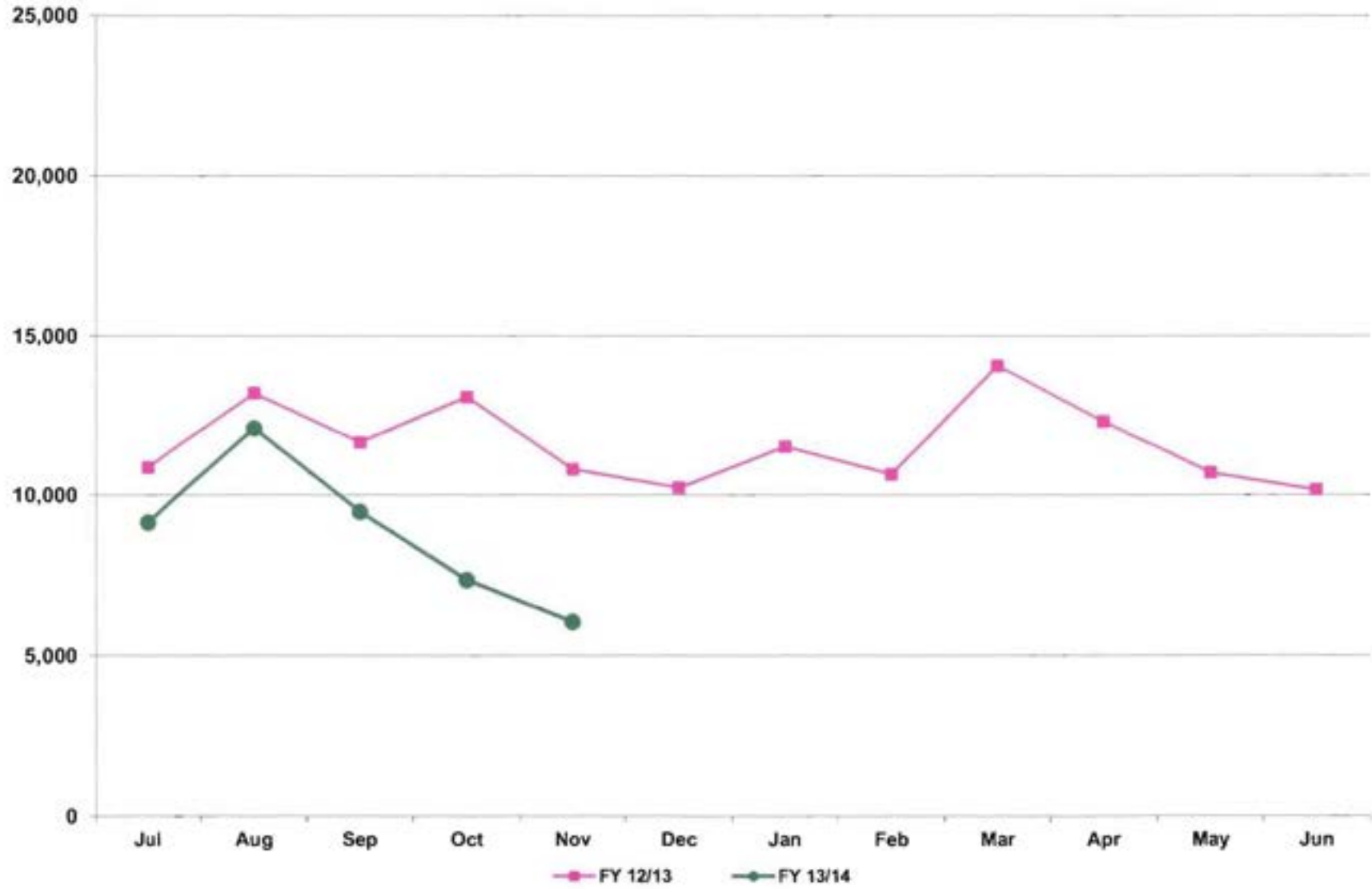
Phoenix Sky Harbor International Airport
Aircraft Operations
November 2013



Deer Valley Airport
Aircraft Operations
November 2013



Goodyear Airport
Aircraft Operations
November 2013



**City of Phoenix Aviation Department
Sky Harbor International Airport
Financial Management Division
Monthly Statistical Reports – December 2013
Table of Contents**

Reports:

- 1 Passengers, Cargo, and Aircraft Operations
- 2 Passenger Activity Report
- 3 Passenger and Activity Worksheet December 2013
- 4 Passenger and Activity Worksheet December 2012
- 5 Enplaned Passengers by Carrier for Fiscal Year 2013/14
- 6 Deplaned Passengers by Carrier for Fiscal Year 2013/14
- 7 Total Passengers by Carrier for Fiscal Year 2013/14
- 8 Enplaned Passengers by Carrier for Calendar Year 2013
- 9 Deplaned Passengers by Carrier for Calendar Year 2013
- 10 Total Passengers by Carrier for Calendar Year 2013
- 11 Airline Landing Weights – All Airlines for Fiscal Year 2013/14
- 12 Airline Landing Weights – Rates & Charges Airlines Only for Fiscal Year 2013/14

Graphs:

- 1 Domestic Enplaned / Deplaned Passengers Terminal 2
- 2 Domestic Enplaned / Deplaned Passengers Terminal 3
- 3 Domestic Enplaned / Deplaned Passengers Terminal 4
- 4 Total Domestic Enplaned / Deplaned Passengers
- 5 Total International Enplaned / Deplaned Passengers
- 6 Total Enplaned / Deplaned Passengers
- 7 Total Enplaned / Deplaned Cargo (in Tons)
- 8 Sky Harbor International Airport Aircraft Operations
- 9 Deer Valley Airport Aircraft Operations
- 10 Goodyear Airport Aircraft Operations

PASSENGERS, CARGO, AND AIRCRAFT OPERATIONS AT PHOENIX AIRPORTS: December 2013

December	2013	2012	%Chg	Fiscal YTD 2013/14	Fiscal YTD 2012/2013	%Chg	Calendar YTD 2013	Calendar YTD 2012	%Chg
PASSENGERS									
T2	116,484	105,068	10.9%	605,185	609,384	-0.7%	1,312,825	1,352,134	-2.9%
T3	219,381	192,606	13.9%	1,144,508	1,091,120	4.9%	2,393,729	2,344,675	2.1%
T4	1,314,033	1,239,999	6.0%	7,587,738	7,679,937	-1.2%	15,344,574	15,349,242	0.0%
International	109,635	104,548	4.9%	483,954	509,761	-5.1%	1,115,843	1,123,875	-0.7%
Total Enplaned	1,759,533	1,642,221	7.1%	9,821,385	9,890,202	-0.7%	20,166,971	20,169,926	0.0%
T2	113,114	105,295	7.4%	614,971	618,840	-0.6%	1,302,190	1,346,015	-3.3%
T3	220,784	199,169	10.9%	1,160,948	1,129,820	2.8%	2,400,723	2,381,960	0.8%
T4	1,325,320	1,339,409	-1.1%	7,677,797	7,835,113	-2.0%	15,358,824	15,424,282	-0.4%
International	111,919	107,578	4.0%	499,865	523,900	-4.6%	1,112,906	1,126,749	-1.2%
Total Deplaned	1,771,137	1,751,451	1.1%	9,953,581	10,107,673	-1.5%	20,174,643	20,279,006	-0.5%
Total	3,530,670	3,393,672	4.0%	19,774,966	19,997,875	-1.1%	40,341,614	40,448,932	-0.3%
CARGO									
Freight enplaned	17,167	15,837	8.4%	73,698	70,026	5.2%	141,735	135,045	5.0%
Freight deplaned	13,603	13,537	0.5%	64,380	67,192	-4.2%	128,553	129,121	-0.4%
Total Freight	30,770	29,374	4.8%	138,078	137,218	0.6%	270,288	264,166	2.3%
Mail enplaned	2,177	1,767	23.2%	9,264	7,957	16.4%	16,985	17,479	-2.8%
Mail deplaned	1,712	2,018	-15.2%	7,762	9,361	-17.1%	17,075	20,014	-14.7%
Total Mail	3,889	3,785	2.7%	17,026	17,318	-1.7%	34,060	37,493	-9.2%
Total (Tons)	34,659	33,159	4.5%	155,104	154,536	0.4%	304,348	301,659	0.9%
AIRCRAFT OPERATIONS									
Air Carrier/Air Taxi	35,126	35,026	0.3%	203,845	207,436	-1.7%	412,934	425,729	-3.0%
General Aviation	1,690	1,767	-4.4%	9,910	10,237	-3.2%	20,863	21,737	-4.0%
Military	217	200	8.5%	1,083	1,196	-9.4%	2,387	2,738	-12.8%
Sky Harbor International	37,033	36,993	0.1%	214,838	218,869	-1.8%	436,184	450,204	-3.1%
Air Carrier/Air Taxi	465	363	28.1%	2,239	2,102	6.5%	4,535	4,849	-6.5%
General Aviation	23,784	26,575	-10.5%	168,836	168,465	0.2%	350,373	360,499	-2.8%
Military	4	8	-50.0%	60	26	130.8%	87	84	3.6%
Deer Valley Airport	24,253	26,946	-10.0%	171,135	170,593	0.3%	354,995	365,432	-2.9%
Air Carrier/Air Taxi	60	65	-7.7%	427	353	21.0%	901	622	44.9%
General Aviation	6,740	9,948	-32.2%	48,792	66,290	-26.4%	115,867	137,687	-15.8%
Military	261	226	15.5%	1,963	3,229	-39.2%	3,887	5,863	-33.7%
Goodyear Airport	7,061	10,239	-31.0%	51,182	69,872	-26.7%	120,655	144,172	-16.3%
Total	68,347	74,178	-7.9%	437,155	459,334	-4.8%	911,834	959,808	-5.0%

Passenger Activity Report * * * Sky Harbor International Airport * * * December 2013

Airline	Enplaned Passengers			Deplaned Passengers			Total Passengers		
	2013	2012	% Chg	2013	2012	% Chg	2013	2012	% Chg
TERMINAL 2									
Alaska Airlines	30,282	28,039	8.0%	29,381	27,743	5.9%	59,663	55,782	7.0%
Continental Airlines		39,142	-100.0%		40,089	-100.0%		79,231	-100.0%
Great Lakes Aviation	753	467	61.2%	718	473	51.8%	1,471	940	56.5%
United Airlines	85,449	37,420	128.4%	83,015	36,990	124.4%	168,464	74,410	126.4%
Total	116,484	105,068	10.9%	113,114	105,295	7.4%	229,598	210,363	9.1%
TERMINAL 3									
American Airlines	67,965	63,376	7.2%	69,402	65,604	5.8%	137,367	128,980	6.5%
Delta Air Lines	99,071	91,823	7.9%	98,701	96,167	2.6%	197,772	187,990	5.2%
Frontier Airlines	17,212	19,486	-11.7%	17,377	19,706	-11.8%	34,589	39,192	-11.7%
Hawaiian Airlines	7,501	7,559	-0.8%	7,281	7,202	1.1%	14,782	14,761	0.1%
jetBlue Airways	7,097	7,475	-5.1%	7,628	7,599	0.4%	14,725	15,074	-2.3%
MN Airlines dba Sun Country	4,931	2,887	70.8%	4,956	2,891	71.4%	9,887	5,778	71.1%
Spirit Airlines	15,604		N/A	15,439		N/A	31,043		N/A
Total	219,381	192,606	13.9%	220,784	199,169	10.9%	440,165	391,775	12.4%
TERMINAL 4									
Aerovias de Mexico dba Aeromexico	1,383	1,175	17.7%	1,187	1,009	17.6%	2,570	2,184	17.7%
Air Canada	9,029	8,287	9.0%	9,855	8,942	10.2%	18,884	17,229	9.6%
AirTran Airways		3,588	-100.0%		3,627	-100.0%		7,215	-100.0%
British Airways	7,574	6,350	19.3%	8,288	7,262	14.1%	15,862	13,612	16.5%
Southwest Airlines	536,559	491,821	9.1%	531,702	491,794	8.1%	1,068,261	983,615	8.6%
US Airways	845,188	813,314	3.9%	861,343	912,649	-5.6%	1,706,531	1,725,963	-1.1%
Volaris	2,630		N/A	2,701		N/A	5,331		N/A
WestJet	21,305	20,012	6.5%	22,163	21,704	2.1%	43,468	41,716	4.2%
Total	1,423,668	1,344,547	5.9%	1,437,239	1,446,987	-0.7%	2,860,907	2,791,534	2.5%
GRAND TOTAL	1,759,533	1,642,221	7.1%	1,771,137	1,751,451	1.1%	3,530,670	3,393,672	4.0%

Sky Harbor International Airport - Passenger and Activity Worksheet December 2013

Airline	Enplaned Passengers				Deplaned Passengers			Freight		Mail		Landed Weight	Landings				
	Domestic	Connect	Internat'l	Total	Domestic	Internat'l	Total	Enplaned	Deplaned	Enplaned	Deplaned						
TERMINAL 2																	
Alaska Airlines	30,282			30,282	29,381		29,381	4,666	33,600			28,309,400	206				
Continental Airlines																	
Great Lakes Aviation	753			753	718		718	229	159			2,559,900	159				
United Airlines	85,449			85,449	83,015		83,015	45,323	56,424	286,420	366,198	89,513,160	761				
Subtotal Terminal 2	116,484			116,484	113,114		113,114	50,218	90,183	286,420	366,198	120,382,460	1,126				
TERMINAL 3																	
American Airlines	67,965			67,965	69,402		69,402	777	18,974		18	68,699,000	602				
Delta Air Lines	99,071			99,071	98,701		98,701	14,550	87,909	390,913	485,738	107,036,900	725				
Frontier Airlines	17,212			17,212	17,377		17,377					17,962,980	133				
Hawaiian Airlines	7,501			7,501	7,281		7,281	169,853	77,914			9,745,000	31				
jetBlue Airways	7,097			7,097	7,628		7,628					8,520,000	60				
MN Airlines dba Sun Country	4,931			4,931	4,956		4,956			40,486	111,887	5,700,400	41				
Spirit Airlines	15,604			15,604	15,439		15,439					17,142,964	121				
Subtotal Terminal 3	219,381			219,381	220,784		220,784	185,180	184,797	431,399	597,643	234,807,244	1,713				
TERMINAL 4																	
Aerovias de Mexico dba Aeromexico			1,383	1,383		1,187	1,187					1,276,470	30				
Air Canada			9,029	9,029		9,855	9,855	3,124	884			12,037,300	90				
AirTran Airways																	
British Airways			7,574	7,574		8,288	8,288	472,331	334,479			18,860,160	30				
Southwest Airlines	386,413	150,146		536,559	531,702		531,702	1,389,039	1,386,929			593,958,000	4,703				
US Airways	430,030	347,444	67,714	845,188	793,618	67,725	861,343	1,928,836	1,833,292	3,636,479	2,459,361	994,265,300	8,118				
Volaris			2,630	2,630		2,701	2,701					3,705,960	26				
WestJet			21,305	21,305		22,163	22,163					27,892,800	201				
Subtotal Terminal 4	816,443	497,590	109,635	1,423,668	1,325,320	111,919	1,437,239	3,793,330	3,555,584	3,636,479	2,459,361	1,651,995,990	13,198				
Total Passenger Airlines	1,152,308	497,590	109,635	1,759,533	1,659,218	111,919	1,771,137	4,028,728	3,830,564	4,354,298	3,423,202	2,007,185,694	16,037				
AIR CARGO (SOUTH)																	
Federal Express								15,937,594	12,076,912			102,223,300	276				
United Parcel Service								11,700,358	8,946,402			80,355,460	220				
Subtotal Air Cargo (South)								27,637,952	21,023,314			182,578,760	496				
AIR CARGO (WEST)																	
ABX Air								1,933,536	1,734,674			11,262,000	41				
Airnet Systems								9,937	9,756			365,900	23				
Ameriflight								449,522	303,731			3,812,086	292				
Empire Airlines								162,353	97,701			960,500	113				
IFL Group								112,051	205,554			986,000	17				
Subtotal Air Cargo (West)								2,667,399	2,351,416			17,386,486	486				
Total Cargo Airlines								30,305,351	23,374,730			199,965,246	982				
Grand Total	1,152,308	497,590	109,635	1,759,533	1,659,218	111,919	1,771,137	34,334,079	27,205,294	4,354,298	3,423,202	2,207,150,940	17,019				
Total All Passengers:	3,530,670							Total Air Cargo in Tons:	17,167	+	13,603	+	2,177	+	1,712	=	34,658

Sky Harbor International Airport - Passenger and Activity Worksheet December 2012

Airline	Enplaned Passengers				Deplaned Passengers			Freight		Mail		Landed Weight	Landings				
	Domestic	Connect	Internat'l	Total	Domestic	Internat'l	Total	Enplaned	Deplaned	Enplaned	Deplaned						
TERMINAL 2																	
Alaska Airlines	28,039			28,039	27,743		27,743	10,165	33,112			26,141,600	189				
Continental Airlines	39,142			39,142	40,089		40,089	44,491	54,828	106,890	118,466	42,719,400	289				
Great Lakes Aviation	467			467	473		473	98	181			1,964,200	122				
United Airlines	37,420			37,420	36,990		36,990	32,557	20,084	66,107	68,589	43,247,000	436				
Subtotal Terminal 2	105,068			105,068	105,295		105,295	87,311	108,205	172,997	187,055	114,072,200	1,036				
TERMINAL 3																	
American Airlines	63,376			63,376	65,604		65,604	4,680	37,196		19	71,417,000	637				
Delta Air Lines	91,823			91,823	96,167		96,167	13,573	129,417	265,353	312,553	108,488,200	727				
Frontier Airlines	19,486			19,486	19,706		19,706	1,982	29,572			21,477,164	173				
Hawaiian Airlines	7,559			7,559	7,202		7,202	145,645	80,642			9,545,000	31				
jetBlue Airways	7,475			7,475	7,599		7,599					8,804,000	62				
Subtotal Terminal 3	192,606			192,606	199,169		199,169	165,880	276,827	273,838	384,310	223,184,964	1,654				
TERMINAL 4																	
Aerovias de Mexico dba Aeromexico			1,175	1,175		1,009	1,009					1,319,019	31				
Air Canada			8,287	8,287		8,942	8,942	4,311	97	3,628	552	11,173,000	88				
AirTran Airways	3,588			3,588	3,627		3,627					3,840,000	30				
British Airways			6,350	6,350		7,262	7,262	309,417	325,512			15,716,800	25				
Southwest Airlines	355,179	136,642		491,821	491,794		491,794	1,407,344	1,461,040			593,788,000	4,748				
US Airways	390,774	353,816	68,724	813,314	843,988	68,661	912,649	1,826,426	1,627,027	3,083,287	3,359,647	988,602,300	8,265				
WestJet			20,012	20,012		21,704	21,704					26,161,900	188				
Subtotal Terminal 4	749,541	490,458	104,548	1,344,547	1,339,409	107,578	1,446,987	3,547,498	3,413,676	3,086,915	3,360,199	1,640,601,019	13,375				
Total Passenger Airlines	1,047,215	490,458	104,548	1,642,221	1,643,873	107,578	1,751,451	3,800,689	3,798,708	3,533,750	3,931,564	1,977,858,183	16,065				
AIR CARGO (SOUTH)																	
Federal Express								16,606,465	13,703,346			89,308,600	219				
United Parcel Service								9,135,846	7,558,652		104,994	69,964,260	185				
Subtotal Air Cargo (South)								25,742,311	21,261,998		104,994	159,272,860	404				
AIR CARGO (WEST)																	
Airnet Systems								18,785	21,978			429,400	35				
Ameriflight								379,452	360,218			3,833,080	288				
DHL Express/Atlas Air																	
Empire Airlines								144,787	109,706			892,500	105				
IFL Group								218,486	121,472			1,160,000	20				
Subtotal Air Cargo (West)								2,130,716	2,013,528			16,650,980	486				
Total Cargo Airlines								27,873,027	23,275,526		104,994	175,923,840	890				
Grand Total	1,047,215	490,458	104,548	1,642,221	1,643,873	107,578	1,751,451	31,673,716	27,074,234	3,533,750	4,036,558	2,153,782,023	16,955				
Total All Passengers:	3,393,672							Total Air Cargo in Tons:	15,837	+	13,537	+	1,767	+	2,018	=	33,159

Sky Harbor International Airport - Enplaned Passengers by Carrier
Fiscal Year 2013/14

Airline	Jul	Aug	Sep	Oct	Nov	Dec	Jan	Feb	Mar	Apr	May	Jun	Total
TERMINAL 2													
Alaska Airlines	23,135	23,318	20,263	25,823	27,623	30,282							150,444
Great Lakes Aviation	1,296	1,296	1,106	940	826	753							6,217
United Airlines	61,962	63,909	70,991	81,137	85,076	85,449							448,524
Total	86,393	88,523	92,360	107,900	113,525	116,484							605,185
TERMINAL 3													
American Airlines	48,924	47,219	50,900	58,494	57,701	67,965							331,203
Delta Air Lines	106,435	102,435	87,791	101,315	93,923	99,071							590,970
Frontier Airlines	13,306	14,170	16,235	18,589	16,614	17,212							96,126
Hawaiian Airlines	7,241	6,817	6,733	7,486	6,390	7,501							42,168
jetBlue Airways	8,246	7,865	6,067	7,410	6,623	7,097							43,308
MN Airlines dba Sun Country			1,570	2,842	3,623	4,931							12,966
Spirit Airlines				803	11,360	15,604							27,767
Total	184,152	178,506	169,296	196,939	196,234	219,381							1,144,508
TERMINAL 4													
Aerovias de Mexico dba Aeromexico	1,055	871	806	940	1,120	1,383							6,175
Air Canada	3,202	3,415	3,257	4,877	8,533	9,029							32,313
British Airways	7,880	8,685	9,336	8,802	7,194	7,574							49,471
Southwest Airlines	540,624	505,483	459,911	519,204	486,488	536,559							3,048,269
US Airways	895,105	857,831	708,436	796,828	764,064	845,188							4,867,452
Volaris				604	1,287	2,630							4,521
WestJet	3,921	4,308	4,651	8,014	21,292	21,305							63,491
Total	1,451,787	1,380,593	1,186,397	1,339,269	1,289,978	1,423,668							8,071,692
GRAND TOTAL	1,722,332	1,647,622	1,448,053	1,644,108	1,599,737	1,759,533							9,821,385

Sky Harbor International Airport - Deplaned Passengers by Carrier
Fiscal Year 2013/14

Airline	Jul	Aug	Sep	Oct	Nov	Dec	Jan	Feb	Mar	Apr	May	Jun	Total
TERMINAL 2													
Alaska Airlines	22,606	24,814	22,581	27,906	28,204	29,381							155,492
Great Lakes Aviation	1,368	1,368	1,252	918	817	718							6,441
United Airlines	64,294	65,758	72,341	83,351	84,279	83,015							453,038
Total	88,268	91,940	96,174	112,175	113,300	113,114							614,971
TERMINAL 3													
American Airlines	51,946	49,723	54,042	61,608	59,241	69,402							345,962
Delta Air Lines	104,870	104,267	91,060	104,309	95,935	98,701							599,142
Frontier Airlines	14,390	15,178	15,543	6,888	16,962	17,377							86,338
Hawaiian Airlines	7,411	7,602	7,144	7,493	6,689	7,281							43,620
jetBlue Airways	8,398	7,848	6,384	7,857	6,904	7,628							45,019
MN Airlines dba Sun Country			1,663	3,104	3,364	4,956							13,087
Spirit Airlines				808	11,533	15,439							27,780
Total	187,015	184,618	175,836	192,067	200,628	220,784							1,160,948
TERMINAL 4													
Aerovias de Mexico dba Aeromexico	1,200	752	380	803	908	1,187							5,230
Air Canada	3,203	3,396	3,258	5,207	9,380	9,855							34,299
British Airways	10,312	9,272	9,559	9,937	7,762	8,288							55,130
Southwest Airlines	548,813	500,334	466,475	528,133	489,063	531,702							3,064,520
US Airways	916,874	867,099	715,371	808,792	776,443	861,343							4,945,922
Volaris				735	1,355	2,701							4,791
WestJet	4,286	4,592	4,946	9,298	22,485	22,163							67,770
Total	1,484,688	1,385,445	1,199,989	1,362,905	1,307,396	1,437,239							8,177,662
GRAND TOTAL	1,759,971	1,662,003	1,471,999	1,667,147	1,621,324	1,771,137							9,953,581

Sky Harbor International Airport - Total Passengers by Carrier
Fiscal Year 2013/14

Airline	Jul	Aug	Sep	Oct	Nov	Dec	Jan	Feb	Mar	Apr	May	Jun	Total
TERMINAL 2													
Alaska Airlines	45,741	48,132	42,844	53,729	55,827	59,663							305,936
Great Lakes Aviation	2,664	2,664	2,358	1,858	1,643	1,471							12,658
United Airlines	126,256	129,667	143,332	164,488	169,355	168,464							901,562
Total	174,661	180,463	188,534	220,075	226,825	229,598							1,220,156
TERMINAL 3													
American Airlines	100,870	96,942	104,942	120,102	116,942	137,367							677,165
Delta Air Lines	211,305	206,702	178,851	205,624	189,858	197,772							1,190,112
Frontier Airlines	27,696	29,348	31,778	25,477	33,576	34,589							182,464
Hawaiian Airlines	14,652	14,419	13,877	14,979	13,079	14,782							85,788
jetBlue Airways	16,644	15,713	12,451	15,267	13,527	14,725							88,327
MN Airlines dba Sun Country			3,233	5,946	6,987	9,887							26,053
Spirit Airlines				1,611	22,893	31,043							55,547
Total	371,167	363,124	345,132	389,006	396,862	440,165							2,305,456
TERMINAL 4													
Aerovias de Mexico dba Aeromexico	2,255	1,623	1,186	1,743	2,028	2,570							11,405
Air Canada	6,405	6,811	6,515	10,084	17,913	18,884							66,612
British Airways	18,192	17,957	18,895	18,739	14,956	15,862							104,601
Southwest Airlines	1,089,437	1,005,817	926,386	1,047,337	975,551	1,068,261							6,112,789
US Airways	1,811,979	1,724,930	1,423,807	1,605,620	1,540,507	1,706,531							9,813,374
Volaris				1,339	2,642	5,331							9,312
WestJet	8,207	8,900	9,597	17,312	43,777	43,468							131,261
Total	2,936,475	2,766,038	2,386,386	2,702,174	2,597,374	2,860,907							16,249,354
GRAND TOTAL	3,482,303	3,309,625	2,920,052	3,311,255	3,221,061	3,530,670							19,774,966

Sky Harbor International Airport - Enplaned Passengers by Carrier
Calendar Year 2013

Airline	Jan	Feb	Mar	Apr	May	Jun	Jul	Aug	Sep	Oct	Nov	Dec	Total
TERMINAL 2													
Alaska Airlines	28,877	27,716	36,092	33,908	30,068	22,603	23,135	23,318	20,263	25,823	27,623	30,282	329,708
Continental Airlines	42,170	35,956	63,366										141,492
Great Lakes Aviation	394	396	601	700	1,082	1,155	1,296	1,296	1,106	940	826	753	10,545
United Airlines	40,524	43,749	44,312	93,599	89,720	70,652	61,962	63,909	70,991	81,137	85,076	85,449	831,080
Total	111,965	107,817	144,371	128,207	120,870	94,410	86,393	88,523	92,360	107,900	113,525	116,484	1,312,825
TERMINAL 3													
American Airlines	64,504	62,167	73,012	57,944	60,557	52,870	48,924	47,219	50,900	58,494	57,701	67,965	702,257
Delta Air Lines	94,082	96,872	130,232	121,970	110,325	108,177	106,435	102,435	87,791	101,315	93,923	99,071	1,252,628
Frontier Airlines	19,448	18,691	23,612	19,077	16,037	14,803	13,306	14,170	16,235	18,589	16,614	17,212	207,794
Hawaiian Airlines	7,249	6,309	7,554	6,858	7,457	7,647	7,241	6,817	6,733	7,486	6,390	7,501	85,242
jetBlue Airways	6,846	6,261	8,305	7,792	8,479	8,079	8,246	7,865	6,067	7,410	6,623	7,097	89,070
MN Airlines dba Sun Country	2,784	3,172	4,236	3,434	2,379				1,570	2,842	3,623	4,931	28,971
Spirit Airlines										803	11,360	15,604	27,767
Total	194,913	193,472	246,951	217,075	205,234	191,576	184,152	178,506	169,296	196,939	196,234	219,381	2,393,729
TERMINAL 4													
Aerovias de Mexico dba Aeromexico	1,095	751	859	884	990	1,034	1,055	871	806	940	1,120	1,383	11,788
Air Canada	8,608	8,904	11,408	9,337	4,389	3,670	3,202	3,415	3,257	4,877	8,533	9,029	78,629
AirTran Airways	530												530
British Airways	6,981	5,068	8,179	8,746	10,023	9,824	7,880	8,685	9,336	8,802	7,194	7,574	98,292
Southwest Airlines	477,007	465,483	585,281	540,629	558,184	549,938	540,624	505,483	459,911	519,204	486,488	536,559	6,224,791
US Airways	786,034	714,822	921,123	821,104	861,202	900,684	895,105	857,831	708,436	796,828	764,064	845,188	9,872,421
Volaris										604	1,287	2,630	4,521
WestJet	21,824	23,229	26,503	24,180	6,251	3,967	3,921	4,308	4,651	8,014	21,292	21,305	169,445
Total	1,302,079	1,218,257	1,553,353	1,404,880	1,441,039	1,469,117	1,451,787	1,380,593	1,186,397	1,339,269	1,289,978	1,423,668	16,460,417
GRAND TOTAL	1,608,957	1,519,546	1,944,675	1,750,162	1,767,143	1,755,103	1,722,332	1,647,622	1,448,053	1,644,108	1,599,737	1,759,533	20,166,971

Sky Harbor International Airport - Deplaned Passengers by Carrier
Calendar Year 2013

Airline	Jan	Feb	Mar	Apr	May	Jun	Jul	Aug	Sep	Oct	Nov	Dec	Total
TERMINAL 2													
Alaska Airlines	30,441	28,669	37,050	31,098	27,165	20,958	22,606	24,814	22,581	27,906	28,204	29,381	330,873
Continental Airlines	41,930	36,677	63,595										142,202
Great Lakes Aviation	459	382	625	678	1,163	1,160	1,368	1,368	1,252	918	817	718	10,908
United Airlines	39,446	43,007	43,616	86,444	84,393	68,263	64,294	65,758	72,341	83,351	84,279	83,015	818,207
Total	112,276	108,735	144,886	118,220	112,721	90,381	88,268	91,940	96,174	112,175	113,300	113,114	1,302,190
TERMINAL 3													
American Airlines	66,755	63,943	72,012	56,204	59,154	52,666	51,946	49,723	54,042	61,608	59,241	69,402	716,696
Delta Air Lines	98,562	98,878	132,322	110,880	105,569	103,770	104,870	104,267	91,060	104,309	95,935	98,701	1,249,123
Frontier Airlines	20,383	19,044	23,716	20,167	16,248	15,002	14,390	15,178	15,543	6,888	16,962	17,377	200,898
Hawaiian Airlines	7,470	6,489	7,718	7,324	7,344	7,119	7,411	7,602	7,144	7,493	6,689	7,281	87,084
jetBlue Airways	7,093	6,628	8,289	7,682	8,094	6,849	8,398	7,848	6,384	7,857	6,904	7,628	89,654
MN Airlines dba Sun Country	3,589	3,916	4,460	2,426	2,010				1,663	3,104	3,364	4,956	29,488
Spirit Airlines										808	11,533	15,439	27,780
Total	203,852	198,898	248,517	204,683	198,419	185,406	187,015	184,618	175,836	192,067	200,628	220,784	2,400,723
TERMINAL 4													
Aerovias de Mexico dba Aeromexico	1,191	714	974	673	863	896	1,200	752	380	803	908	1,187	10,541
Air Canada	9,000	9,596	11,155	8,593	3,945	3,016	3,203	3,396	3,258	5,207	9,380	9,855	79,604
AirTran Airways	504												504
British Airways	7,676	6,411	9,702	8,717	9,450	9,681	10,312	9,272	9,559	9,937	7,762	8,288	106,767
Southwest Airlines	482,367	467,815	592,093	504,657	536,598	534,532	548,813	500,334	466,475	528,133	489,063	531,702	6,182,582
US Airways	792,160	723,474	924,003	790,858	835,900	903,293	916,874	867,099	715,371	808,792	776,443	861,343	9,915,610
Volaris										735	1,355	2,701	4,791
WestJet	23,128	24,809	27,446	18,455	5,737	3,986	4,286	4,592	4,946	9,298	22,485	22,163	171,331
Total	1,316,026	1,232,819	1,565,373	1,331,953	1,392,493	1,455,404	1,484,688	1,385,445	1,199,989	1,362,905	1,307,396	1,437,239	16,471,730
GRAND TOTAL	1,632,154	1,540,452	1,958,776	1,654,856	1,703,633	1,731,191	1,759,971	1,662,003	1,471,999	1,667,147	1,621,324	1,771,137	20,174,643

Sky Harbor International Airport - Total Passengers by Carrier
Calendar Year 2013

Airline	Jan	Feb	Mar	Apr	May	Jun	Jul	Aug	Sep	Oct	Nov	Dec	Total
TERMINAL 2													
Alaska Airlines	59,318	56,385	73,142	65,006	57,233	43,561	45,741	48,132	42,844	53,729	55,827	59,663	660,581
Continental Airlines	84,100	72,633	126,961										283,694
Great Lakes Aviation	853	778	1,226	1,378	2,245	2,315	2,664	2,664	2,358	1,858	1,643	1,471	21,453
United Airlines	79,970	86,756	87,928	180,043	174,113	138,915	126,256	129,667	143,332	164,488	169,355	168,464	1,649,287
Total	224,241	216,552	289,257	246,427	233,591	184,791	174,661	180,463	188,534	220,075	226,825	229,598	2,615,015
TERMINAL 3													
American Airlines	131,259	126,110	145,024	114,148	119,711	105,536	100,870	96,942	104,942	120,102	116,942	137,367	1,418,953
Delta Air Lines	192,644	195,750	262,554	232,850	215,894	211,947	211,305	206,702	178,851	205,624	189,858	197,772	2,501,751
Frontier Airlines	39,831	37,735	47,328	39,244	32,285	29,805	27,696	29,348	31,778	25,477	33,576	34,589	408,692
Hawaiian Airlines	14,719	12,798	15,272	14,182	14,801	14,766	14,652	14,419	13,877	14,979	13,079	14,782	172,326
jetBlue Airways	13,939	12,889	16,594	15,474	16,573	14,928	16,644	15,713	12,451	15,267	13,527	14,725	178,724
MN Airlines dba Sun Country	6,373	7,088	8,696	5,860	4,389				3,233	5,946	6,987	9,887	58,459
Spirit Airlines										1,611	22,893	31,043	55,547
Total	398,765	392,370	495,468	421,758	403,653	376,982	371,167	363,124	345,132	389,006	396,862	440,165	4,794,452
TERMINAL 4													
Aerovias de Mexico dba Aeromexico	2,286	1,465	1,833	1,557	1,853	1,930	2,255	1,623	1,186	1,743	2,028	2,570	22,329
Air Canada	17,608	18,500	22,563	17,930	8,334	6,686	6,405	6,811	6,515	10,084	17,913	18,884	158,233
AirTran Airways	1,034												1,034
British Airways	14,657	11,479	17,881	17,463	19,473	19,505	18,192	17,957	18,895	18,739	14,956	15,862	205,059
Southwest Airlines	959,374	933,298	1,177,374	1,045,286	1,094,782	1,084,470	1,089,437	1,005,817	926,386	1,047,337	975,551	1,068,261	12,407,373
US Airways	1,578,194	1,438,296	1,845,126	1,611,962	1,697,102	1,803,977	1,811,979	1,724,930	1,423,807	1,605,620	1,540,507	1,706,531	19,788,031
Volaris										1,339	2,642	5,331	9,312
WestJet	44,952	48,038	53,949	42,635	11,988	7,953	8,207	8,900	9,597	17,312	43,777	43,468	340,776
Total	2,618,105	2,451,076	3,118,726	2,736,833	2,833,532	2,924,521	2,936,475	2,766,038	2,386,386	2,702,174	2,597,374	2,860,907	32,932,147
GRAND TOTAL	3,241,111	3,059,998	3,903,451	3,405,018	3,470,776	3,486,294	3,482,303	3,309,625	2,920,052	3,311,255	3,221,061	3,530,670	40,341,614

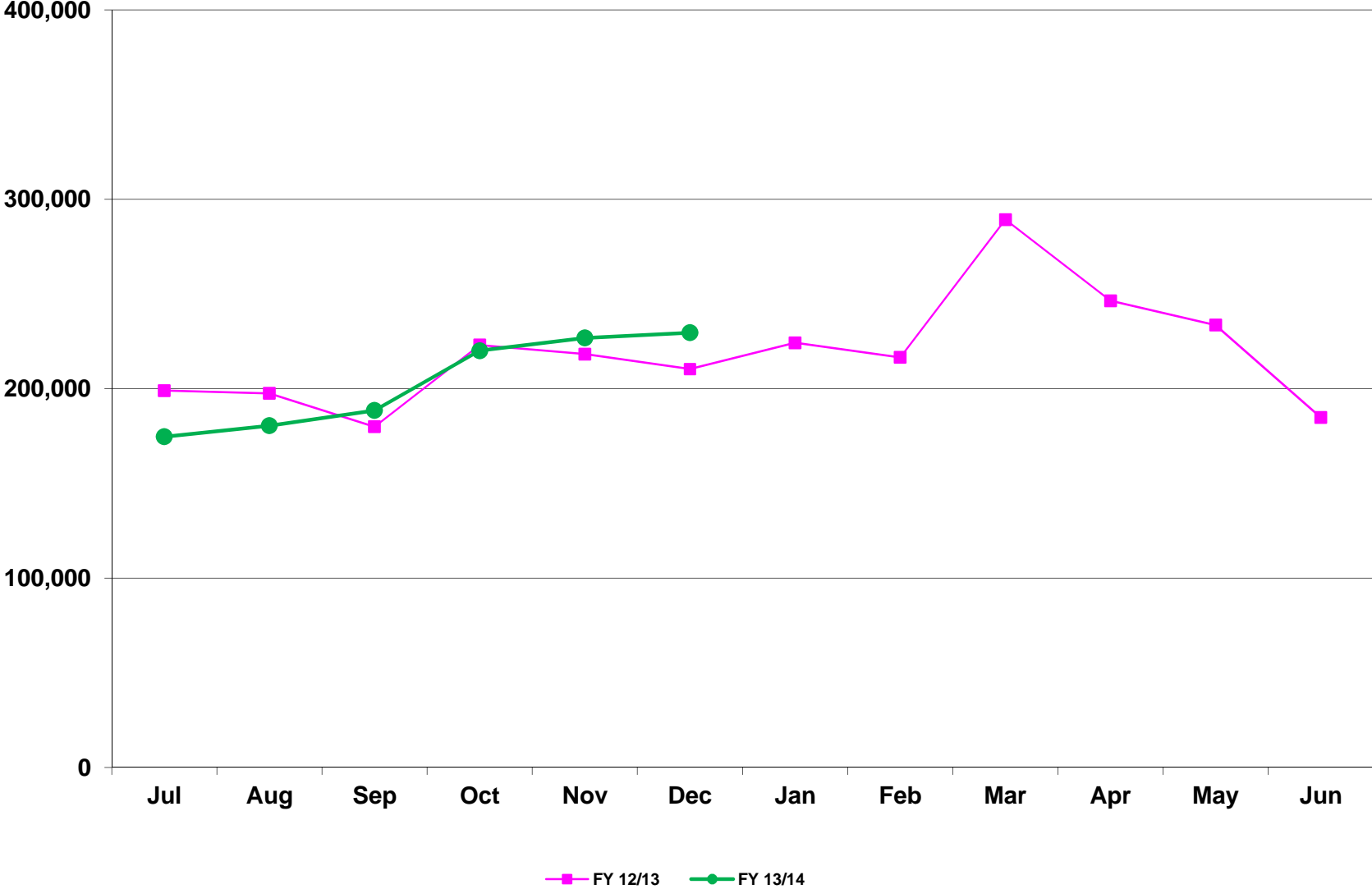
Sky Harbor International Airport
Landing Weights (in Thousands) Fiscal Year 2013/14 - All Airlines

Airline	Jul	Aug	Sep	Oct	Nov	Dec	Jan	Feb	Mar	Apr	May	Jun	Total
Aerovias de Mexico dba Aeromexico	1,319	1,234	1,276	1,319	1,276	1,276							7,700
Air Canada	4,170	4,170	4,043	5,418	11,204	12,037							41,042
Alaska Airlines	24,289	25,437	23,689	27,146	28,156	28,309							157,026
American Airlines	50,283	51,409	56,023	59,609	59,842	68,699							345,865
British Airways	19,489	19,489	18,860	19,489	18,231	18,860							114,418
Delta Air Lines	110,642	113,238	96,430	111,952	108,465	107,037							647,764
Frontier Airlines	14,191	15,539	17,436	19,420	17,795	17,963							102,344
Great Lakes Aviation	3,397	3,397	3,172	3,091	2,785	2,560							18,402
Hawaiian Airlines	9,920	9,920	9,600	9,895	9,575	9,745							58,655
jetBlue Airways	8,804	8,662	7,384	8,804	8,520	8,520							50,694
MN Airlines dba Sun Country			2,730	4,302	4,583	5,700							17,315
Southwest Airlines	639,666	620,036	579,508	609,208	563,928	593,958							3,606,304
Spirit Airlines				965	14,271	17,143							32,379
United Airlines	68,028	70,040	78,903	87,908	90,386	89,513							484,778
US Airways	1,042,358	992,210	871,669	966,980	955,284	994,266							5,822,767
Volaris				1,003	1,868	3,706							6,577
WestJet	4,501	4,535	5,939	9,917	27,083	27,893							79,868
Passenger	2,001,057	1,939,316	1,776,662	1,946,426	1,923,252	2,007,185							11,593,898
ABX Air	11,729	12,361	10,608	12,534	11,240	11,262							69,734
Airnet Systems	432	479	326	378	382	366							2,363
Ameriflight	4,508	4,679	3,722	4,690	4,093	3,812							25,504
Empire Airlines	765	842	697	833	935	961							5,033
Federal Express	50,471	54,756	48,934	59,851	55,458	102,223							371,693
IFL Group	986	1,044	928	1,160	986	986							6,090
United Parcel Service	34,317	36,934	32,243	37,141	36,783	80,355							257,773
Cargo	103,208	111,095	97,458	116,587	109,877	199,965							738,190
Grand Total	2,104,265	2,050,411	1,874,120	2,063,013	2,033,129	2,207,150							12,332,088

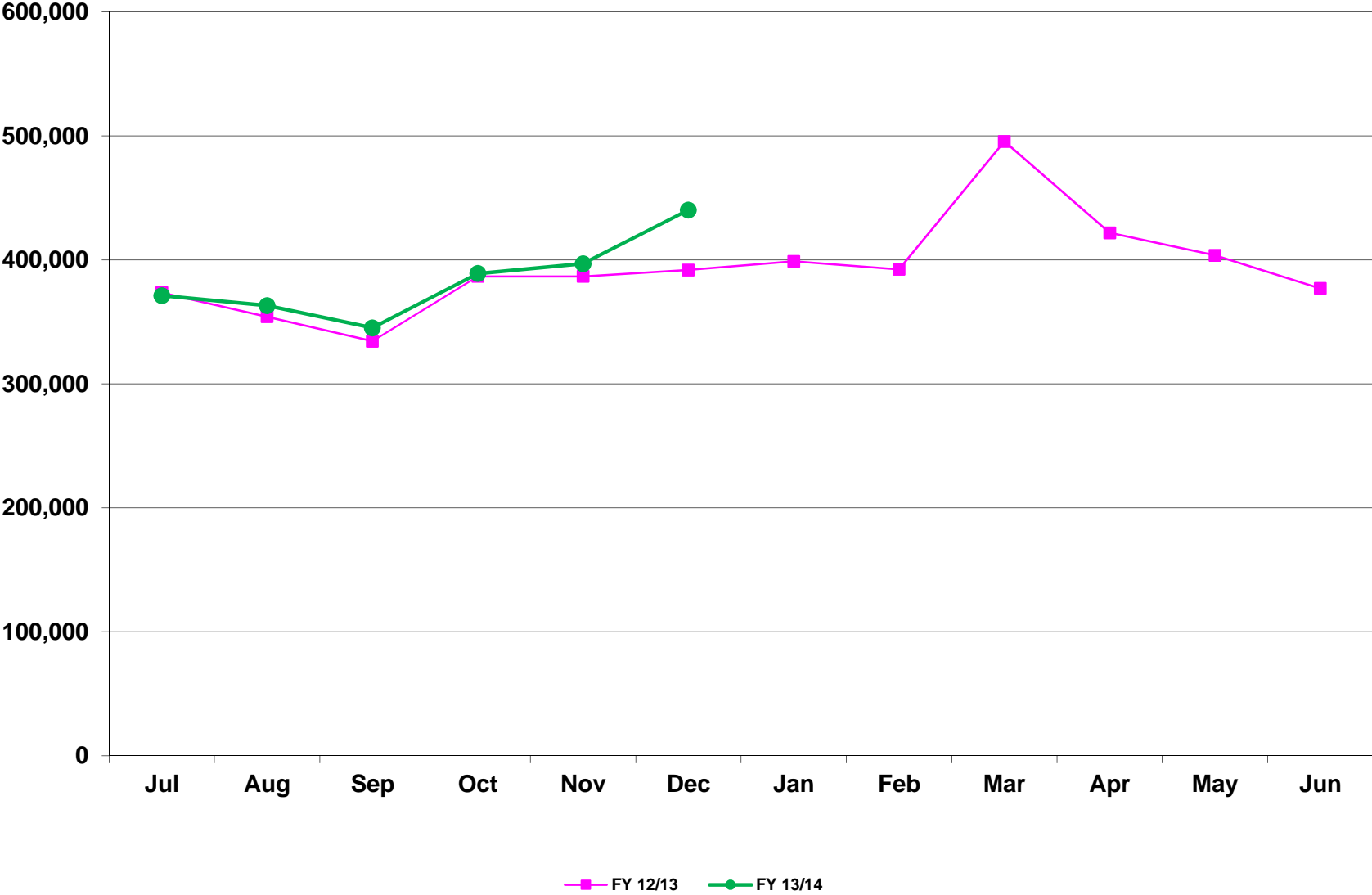
Sky Harbor International Airport
Landing Weights (in Thousands) Fiscal Year 2013/14 - Rates & Charges Airlines

Airline	Jul	Aug	Sep	Oct	Nov	Dec	Jan	Feb	Mar	Apr	May	Jun	Total
Aerovias de Mexico dba Aeromexico	1,319	1,234	1,276	1,319	1,276	1,276							7,700
Air Canada	4,170	4,170	4,043	5,418	11,204	12,037							41,042
Alaska Airlines	24,289	25,437	23,689	27,146	28,156	28,309							157,026
American Airlines	50,283	51,409	56,023	59,609	59,842	68,699							345,865
British Airways	19,489	19,489	18,860	19,489	18,231	18,860							114,418
Delta Air Lines	110,642	113,238	96,430	111,952	108,465	107,037							647,764
Frontier Airlines	14,191	15,539	17,436	19,420	17,795	17,963							102,344
Great Lakes Aviation	3,397	3,397	3,172	3,091	2,785	2,560							18,402
Hawaiian Airlines	9,920	9,920	9,600	9,895	9,575	9,745							58,655
jetBlue Airways	8,804	8,662	7,384	8,804	8,520	8,520							50,694
MN Airlines dba Sun Country			2,730	4,302	4,583	5,700							17,315
Southwest Airlines	639,666	620,036	579,508	609,208	563,928	593,958							3,606,304
Spirit Airlines				965	14,271	17,143							32,379
United Airlines	68,028	70,040	78,903	87,908	90,386	89,513							484,778
US Airways	1,042,358	992,210	871,669	966,980	955,284	994,266							5,822,767
Volaris				1,003	1,868	3,706							6,577
WestJet	4,501	4,535	5,939	9,917	27,083	27,893							79,868
Passenger	2,001,057	1,939,316	1,776,662	1,946,426	1,923,252	2,007,185							11,593,898
ABX Air	11,729	12,361	10,608	12,534	11,240	11,262							69,734
Federal Express	50,471	54,756	48,934	59,851	55,458	102,223							371,693
IFL Group	986	1,044	928	1,160	986	986							6,090
United Parcel Service	34,317	36,934	32,243	37,141	36,783	80,355							257,773
Cargo	97,503	105,095	92,713	110,686	104,467	194,826							705,290
Grand Total	2,098,560	2,044,411	1,869,375	2,057,112	2,027,719	2,202,011							12,299,188

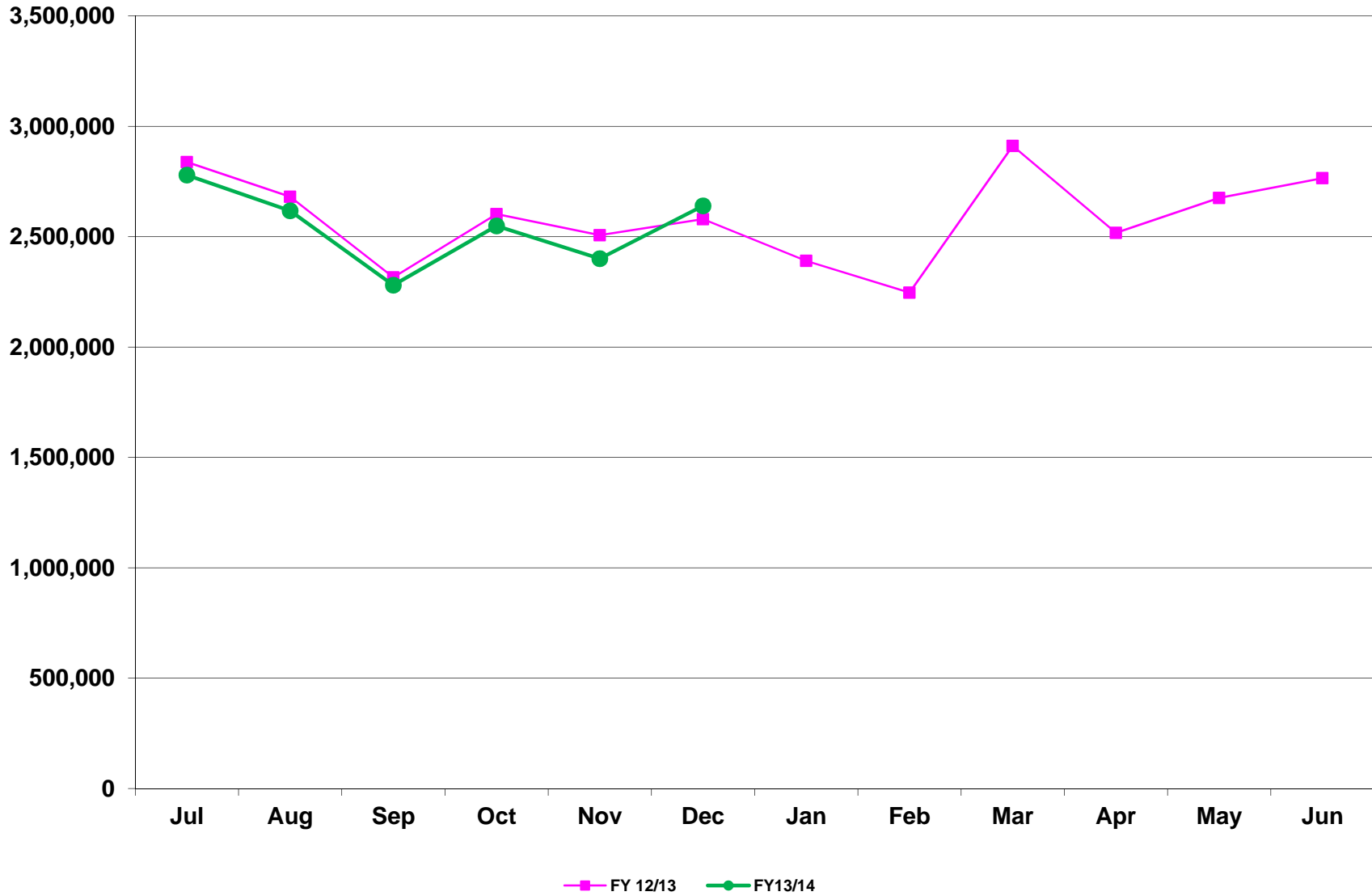
Phoenix Sky Harbor International Airport
Domestic Enplaned/Deplaned Passengers Terminal 2
December 2013



Phoenix Sky Harbor International Airport
Domestic Enplaned/Deplaned Passengers Terminal 3
December 2013



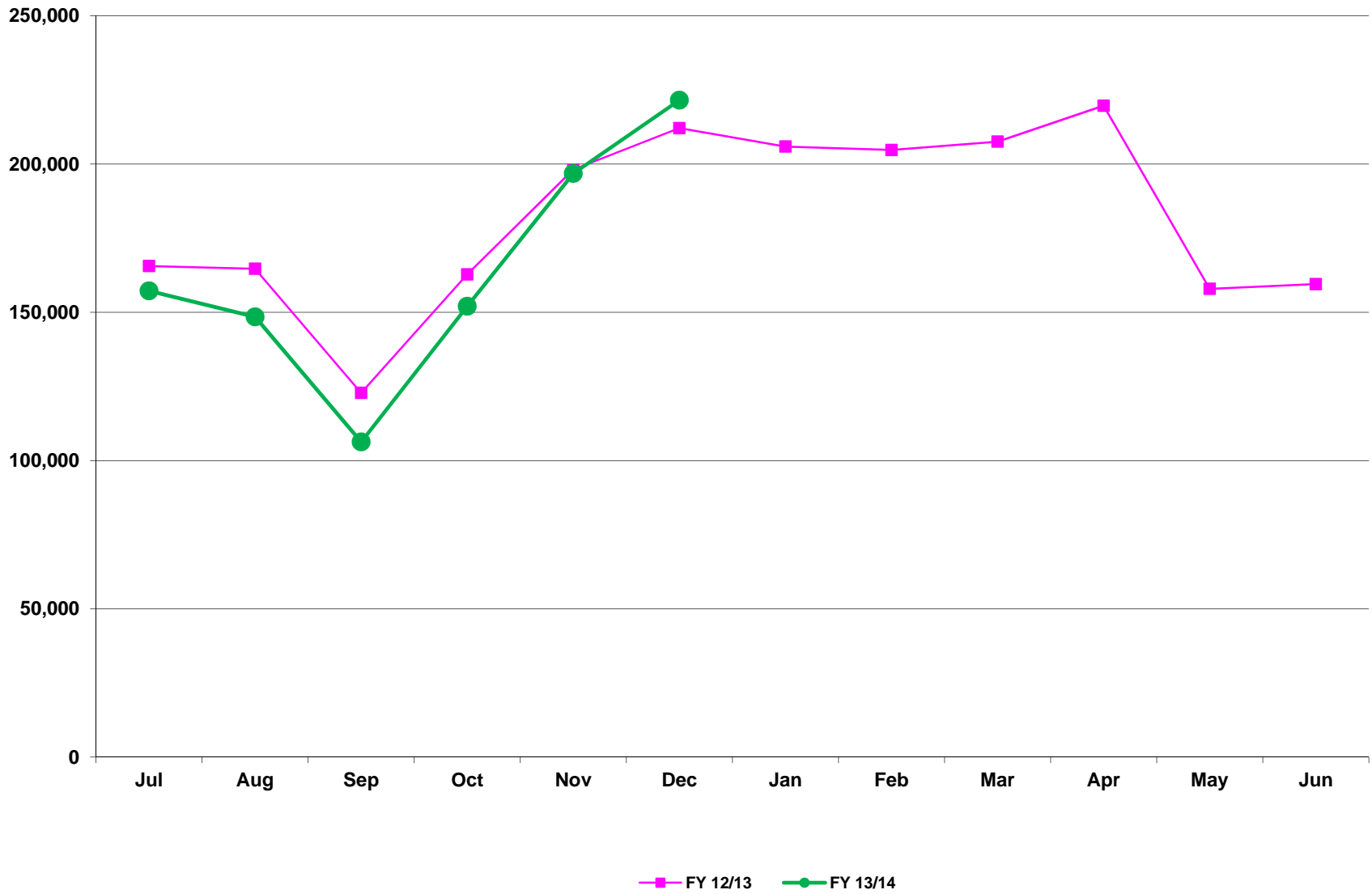
Phoenix Sky Harbor International Airport
Domestic Enplaned/Deplaned Passengers Terminal 4
December 2013



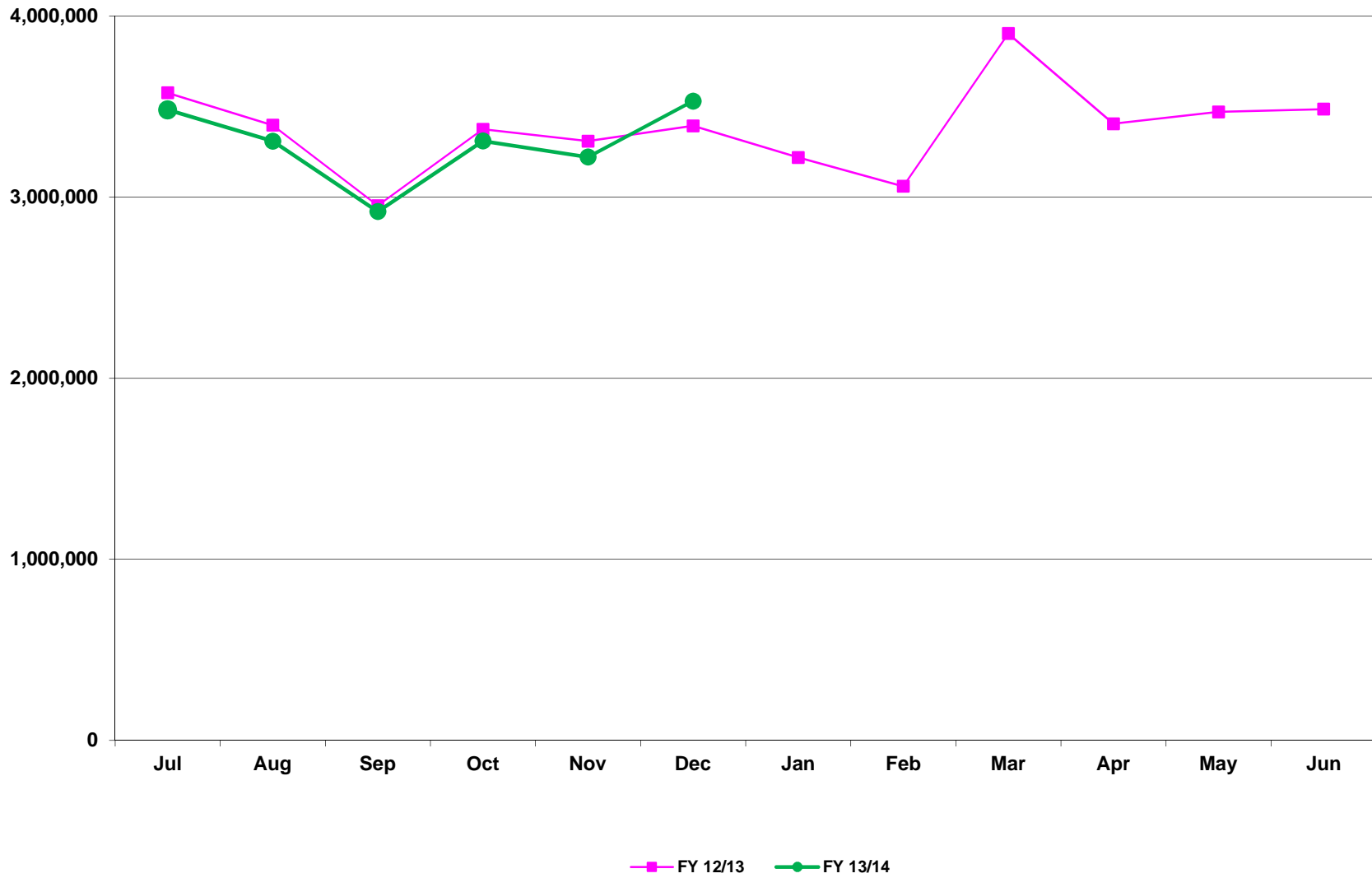
Phoenix Sky Harbor International Airport
Total Domestic Enplaned/Deplaned Passengers
December 2013



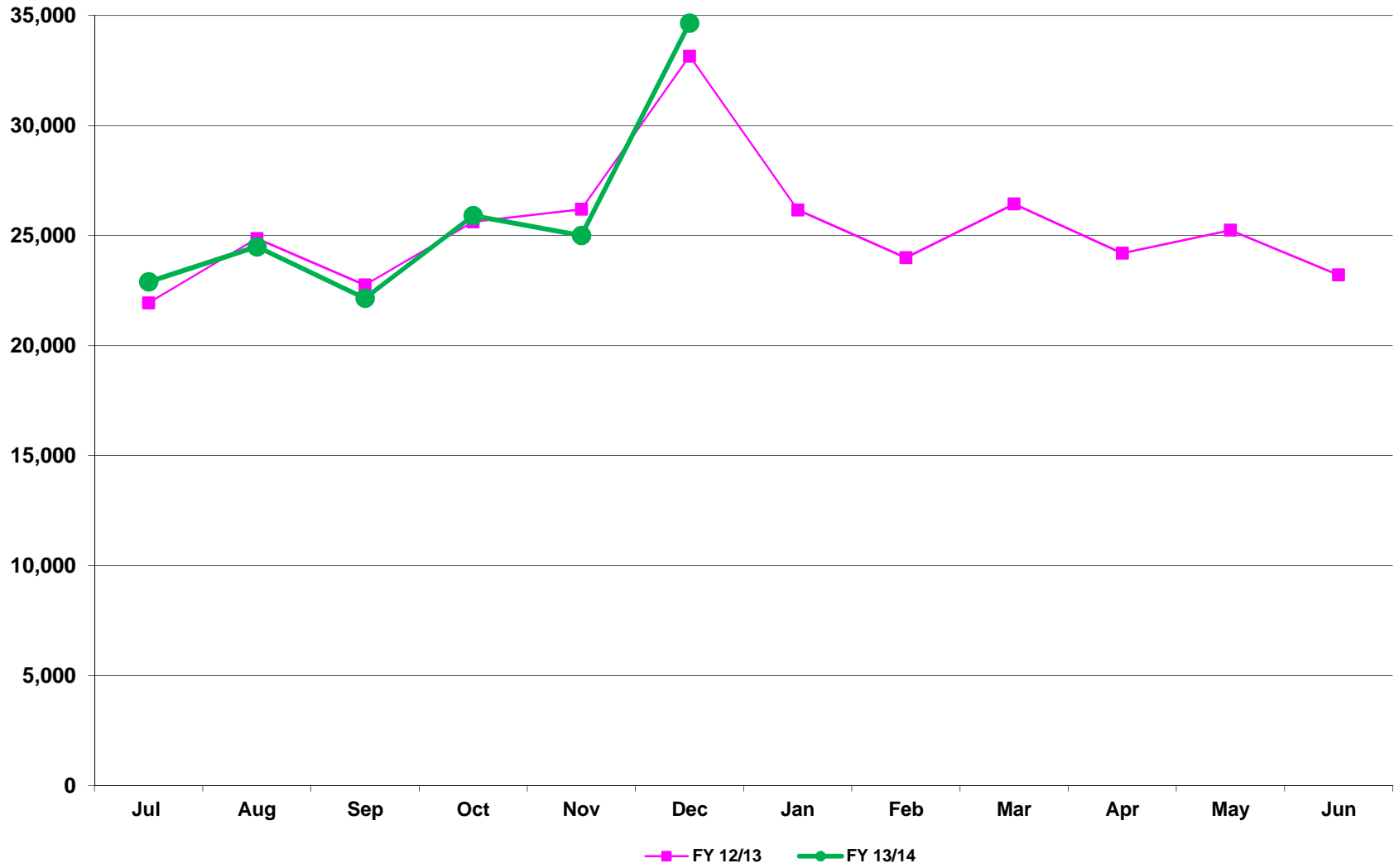
Phoenix Sky Harbor International Airport
Total International Enplaned/Deplaned Passengers
December 2013



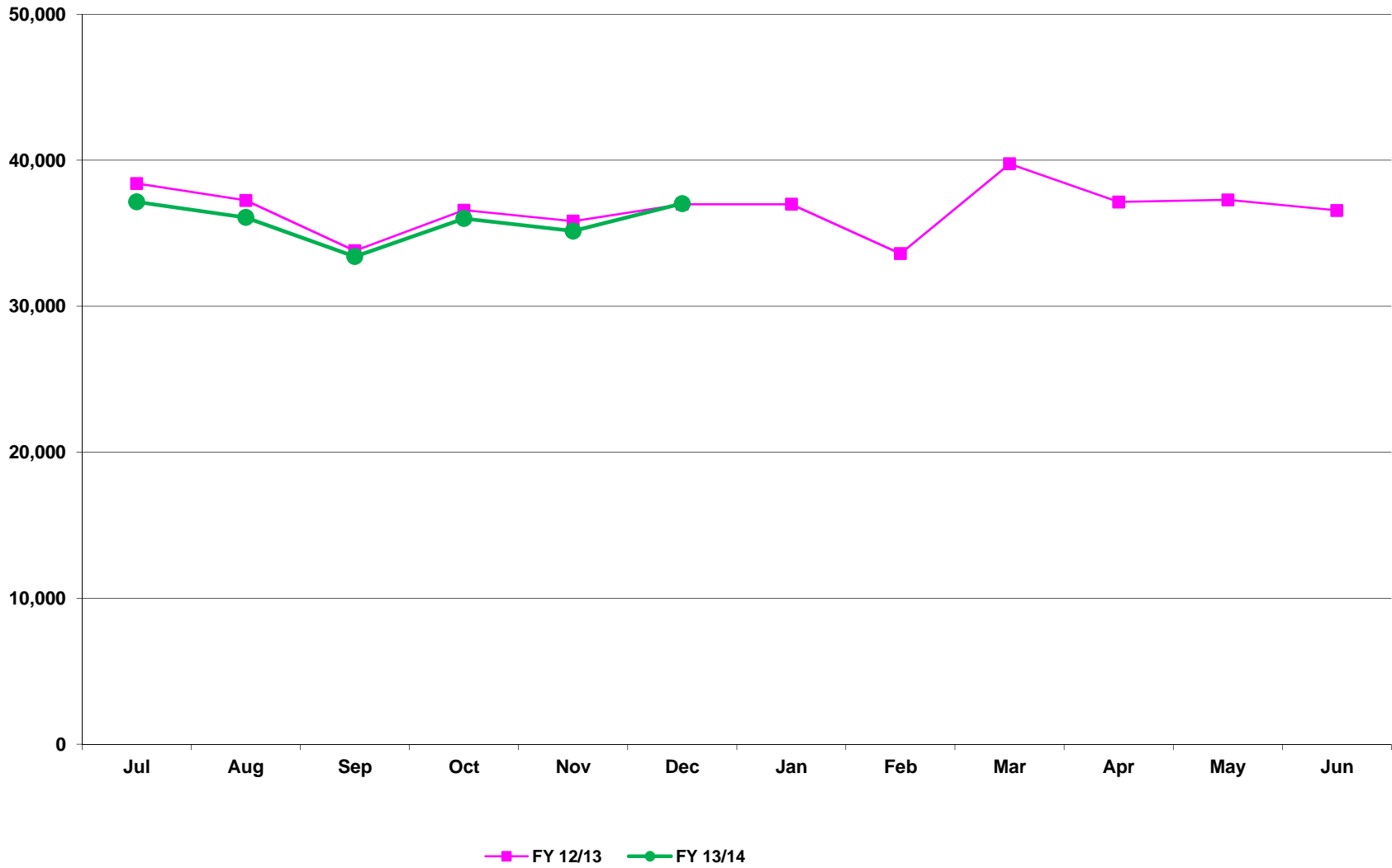
Phoenix Sky Harbor International Airport
Total Enplaned/Deplaned Passengers
December 2013



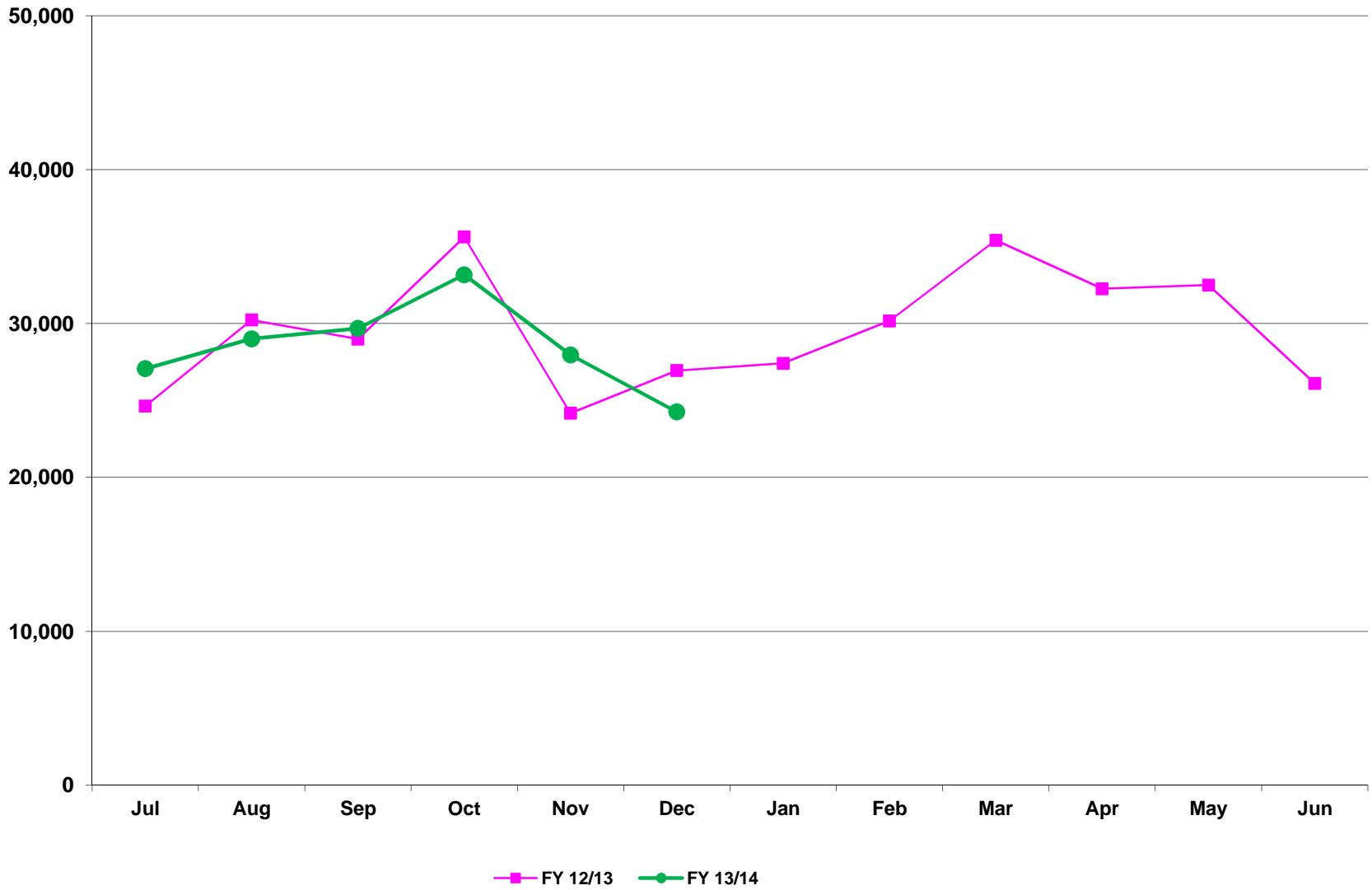
Phoenix Sky Harbor International Airport
Total Enplaned/Deplaned Cargo (Tons)
December 2013



Phoenix Sky Harbor International Airport
Aircraft Operations
December 2013



Deer Valley Airport
Aircraft Operations
December 2013



Goodyear Airport
Aircraft Operations
December 2013

